

SPICER[®]

DRIVETRAIN COMPONENTS



Price \$35.00

UNIVERSAL JOINT KITS AND CENTER BEARINGS FOR PASSENGER CARS AND TRUCKS



**K350-1-DSSP
MAY 2008**

**Supersedes
K350, Dated 1999**



SPICER[®]

Drivetrain Products

Introducing the **NEW** spicerparts.com!



The Most Useful Tool in your Shop!

Spicerparts.com is designed to be a one-stop shop for all Spicer Drivetrain Components information.

Looking for application and dimensional information? Click on the *EXPERT* icon in the left hand navigation or simply click on "Identify Parts".

Want to know where you can purchase Spicer products? Click on "Locate Parts".

Interested in seeing how Spicer compares to the competition? Click on "Difference", where we share the testing data that proves Spicer is the best choice, every time.

Looking for the Spicer Anglemaster®? You will find calibration information and purchase information on Spicerparts.com.

Looking for Literature on Spicer Parts? Catalogs, service manuals, troubleshooting guides, nomenclature charts, and other important documents are available by selecting "Literature".

Need to contact us? Spicerparts.com allows you the opportunity to submit requests or questions.

So visit www.spicerparts.com today and find out just how easy it is to find all the parts you need!



SPICER®

Drivetrain Products



Constant Velocity Centering Yokes	H
Constant Velocity Centering Repair Kits	J

Passenger Car (PASS)

ALFA ROMEO	1
AMERICAN MOTORS	1
AMBASSADOR	1
CONCORD	1
EAGLE	1
MARLIN	1
PACER	2
RAMBLER	2
RAMBLER AMERICAN	2
RAMBLER CLASSIC	3
SPIRIT	3
SX-4 KAMMBACK	3
ASTON MARTIN	3
AUSTIN	3
BENTLEY	3
BUICK	4
APOLLO	4
CENTURY	4
CUSTOM	4
ELECTRA	4
ESTATE WAGON	5
LESABRE	5
REGAL	6
RIVIERA	6
ROADMASTER	6
SKYHAWK	6
SKYLARK	6
SPECIAL	6
WILDCAT	7
CADILLAC	7
ARMORED BODY	7
COMMERCIAL CHASSIS	7
DEVILLE	8
FLEETWOOD	8
LIMOUSINE	9
CHECKER	9
AEROBUS	9
MARATHON	9
STATION WAGON	9
TAXI	10
CHEVROLET	10
BEL AIR	10
CAMARO	11
CAPRICE	11
CHEVELLE	12
CHEVETTE	12
CHEVY II	12
CORVAIR	13
CORVETTE	13
EL CAMINO	13
IMPALA	13
LAGUNA	14
MALIBU	14

CHEVROLET (Continued)	
MONTE CARLO	15
MONZA	15
NOVA	15
VEGA	15
CHRYSLER	15
300	15
CONQUEST	15
CORDOBA	15
FIFTH AVENUE	16
IMPERIAL	16
LEBARON	16
NEW YORKER	16
NEWPORT	17
SARATOGA	17
TOWN & COUNTRY VAN	17
WINDSOR	18
DAIMLER	18
DODGE	18
ASPEN	18
CARAVAN	18
CHALLENGER	18
CHARGER	18
COLT	19
CONQUEST	19
CORONET	19
DART	20
DAYTONA	20
DEMON	20
DIPLOMAT	21
MAGNUM	21
MONACO & ROYAL MONACO	21
OMNI	22
SPIRIT	22
SWINGER	22
VIPER	22
EAGLE	22
FIAT	22
FORD	23
CROWN VICTORIA	23
CUSTOM	23
EDSEL	23
ELITE	23
FAIRLANE	24
FAIRMONT	24
FALCON	24
GALAXIE	25
GRANADA	25
LTD	26
LTD CROWN VICTORIA	26
LTD II	27
MAVERICK	27
MUSTANG	27
PINTO	28
RANCHERO	28
TEMPO	29
THUNDERBIRD	29
TORINO	30

FORD BRITISH	30	PLYMOUTH (Continued)	
HILLMAN	30	GRAN FURY	51
HYUNDAI	30	GTX.....	52
JAGUAR	31	ROAD.....	52
JENSEN	31	SAPPORO	52
LAGONDA	31	SATELLITE	53
LINCOLN	31	SUBURBAN	53
CAPRI.....	31	SUNDANCE	53
CONTINENTAL.....	31	TURISMO	53
COSMOPOLITAN	32	VALIANT	54
LIDO.....	32	VOLARE	54
MARK SERIES	32	VOYAGER	54
PREMIERE	33	PONTIAC.....	54
SPORT.....	33	ASTRE.....	54
TOWN CAR	33	BONNEVILLE	54
VERSAILLES	33	CATALINA.....	55
LOTUS.....	33	EXECUTIVE.....	56
MASERATI	34	FIREBIRD	56
MAZDA.....	34	GRAND AM.....	56
MERCURY	34	GRAND LEMANS	56
BOBCAT	34	GRAND PRIX.....	56
CAPRI.....	34	GRANDVILLE	56
COMET.....	34	GTO.....	57
COUGAR/XR7	35	LEMANS.....	57
GRAND MARQUIS	36	SAFARI STATION WAGON	57
MARAUDER	38	SUNBIRD.....	57
MARQUIS/MARQUIS BROUGHAM	38	TEMPEST.....	57
METEOR.....	39	TRANS. AM.....	57
MONARCH	40	ROLLS-ROYCE.....	57
MONTEGO	40	ROVER.....	57
MONTEREY.....	40	SIMCA.....	57
TOPAZ.....	41	SUNBEAM.....	58
ZEPHYR	41	TOYOTA.....	58
MG.....	41	TRIUMPH	58
MORRIS.....	42	VANDEN PLAS.....	59
NISSAN/DATSUN.....	42	VAUXHALL.....	59
OLDSMOBILE	42	VOLVO.....	59
88.....	42	122, 142, 144, 145, 164.....	59
98.....	43	1800 SPORT COUPE.....	59
CUSTOM CRUISER	44	240 & 260 SERIES	59
CUTLASS	44	740 SERIES.....	59
DELTA ROYALE.....	44	760 SERIES.....	60
F-85.....	44		
OMEGA.....	45		
STARFIRE	45		
VISTA CRUISER.....	45		
OPEL.....	45		
PLYMOUTH.....	46		
ACCLAIM	46		
ARROW	46		
BARRACUDA.....	46		
BELVEDERE.....	46		
CARAVELLE	47		
CRICKET	47		
DUSTER	47		
FURY	48		
FURY BROUGHAM	49		
FURY SALON	50		

Two Wheel Drive (2WD)

BUICK.....	61
RAINIER	61
CADILLAC.....	61
ESCALADE.....	61
CHEVROLET.....	61
ASTRO VAN	61
AVALANCHE 1500.....	61
AVALANCHE 2500.....	61
BLAZER - FULL SIZE	61
BLAZER - R-10 & R-20 SERIES.....	62
BLAZER - S-10	62
C-10 SERIES TRUCK / SUBURBAN.....	62
C-20 SERIES TRUCK / SUBURBAN.....	66

CHEVROLET (Continued)		DODGE (Continued)	
C-30 SERIES TRUCK.....	72	RAM 2500 VAN.....	100
COLORADO PICK-UP.....	74	RAM 3500 PICK-UP.....	101
G-10 SERIES, G1500 SERIES & EXPRESS.....	74	RAM 3500 VAN.....	102
G-20 SERIES, G2500 SERIES & EXPRESS.....	74	RAM 50.....	103
G-30 SERIES, G3500 SERIES & EXPRESS.....	76	RAMCHARGER.....	103
LUV.....	78	RD200 FORWARD.....	103
P-10 & P-20 SERIES.....	78	FORD.....	103
P-30 SERIES.....	79	AEROSTAR.....	103
POSTAL LLV.....	83	E-SUPERDUTY VAN.....	104
R-10 SERIES SUBURBAN.....	83	E100 ECONOLINE.....	104
R-10 SERIES TRUCK.....	83	E150 ECONOLINE.....	105
R-20 SERIES SUBURBAN.....	84	E200 ECONOLINE.....	106
R-20 SERIES TRUCK.....	84	E250 ECONOLINE.....	106
R-30 SERIES TRUCK.....	85	E300 ECONOLINE.....	107
S-10 PICK-UP.....	85	E350 ECONOLINE.....	107
SILVERADO 1500.....	85	EXCURSION.....	109
SILVERADO 2500.....	88	EXPEDITION.....	109
SILVERADO 3500.....	88	EXPLORER.....	109
SSR.....	89	F-SUPER DUTY PICK-UP.....	109
TAHOE.....	89	F100.....	109
TRACKER.....	89	F150.....	110
TRAILBLAZER.....	89	F250.....	114
DODGE.....	89	F250 SUPER DUTY.....	118
A100 SERIES.....	89	F350.....	119
B100 SERIES.....	89	F350 PARCEL DELIVERY.....	124
B150 SERIES.....	90	F350 SUPER DUTY.....	125
B200 SERIES.....	90	F450 SUPER DUTY.....	125
B250 SERIES.....	90	F53 STRIPPED CHASSIS.....	125
B300 SERIES.....	90	F550 SUPERDUTY.....	125
B350 SERIES.....	91	F59 STRIPPED CHASSIS.....	125
CB300/CB350 SERIES.....	91	P100.....	125
CV400 SERIES.....	91	RANGER.....	126
D-50.....	91	TRUCK COURIER.....	126
D100 SERIES.....	91	GEO.....	126
D150 SERIES.....	92	GMC.....	126
D200 SERIES.....	92	C-15 SERIES TRUCK / SUBURBAN.....	126
D250 SERIES.....	92	C-25 SERIES TRUCK / SUBURBAN.....	130
D300 SERIES.....	93	C-35 SERIES TRUCK / SUBURBAN.....	132
D350 SERIES.....	93	CABALLERO.....	133
DAKOTA.....	93	CANYON PICK-UP.....	133
DURANGO.....	95	ENVOY.....	133
M400 SERIES.....	95	G-15 SERIES, G1500 SERIES & SAVANA.....	134
M500 SERIES.....	96	G-25 SERIES, G2500 SERIES & SAVANA.....	134
M600 SERIES.....	96	G-35 SERIES, G3500 SERIES & SAVANA.....	135
MB200/250 SERIES.....	96	JIMMY (FULL SIZE).....	137
MB300/350 SERIES.....	96	P-15 SERIES.....	137
MB400 SERIES.....	96	P-25 SERIES.....	137
MR300 SERIES.....	96	P-35 SERIES.....	138
MR400 SERIES.....	96	R-15 SERIES JIMMY.....	142
MR500 SERIES.....	97	R-15 SERIES PICK-UP.....	142
MR600 SERIES.....	97	R-15 SERIES SUBURBAN.....	142
P200.....	97	R-25 SERIES PICK-UP.....	142
R1500 SERIES.....	97	R-25 SERIES SUBURBAN.....	142
R2500 SERIES.....	98	R-35 SERIES.....	143
RAM 1500.....	98	S-15 JIMMY.....	143
RAM 1500 VAN.....	99	S-15 PICK-UP/SONOMA.....	143
RAM 2500.....	99	SAFARI.....	143

GMC (Continued)	
SIERRA 1500.....	144
SIERRA 2500.....	146
SIERRA 3500.....	147
SPRINT.....	148
YUKON.....	148
HONDA.....	148
PASSPORT.....	148
IHC.....	148
METRO SERIES.....	149
SCOUT 8000 SERIES.....	149
INFINITI.....	149
ISUZU.....	149
AMIGO.....	149
ASCENDER.....	149
AXIOM.....	149
HOMBRE.....	149
PICK-UP.....	149
PUP.....	150
RODEO.....	150
TROOPER II.....	150
JEEP.....	150
CHEROKEE COMPACT (XJ).....	150
CHEROKEE COMPACT (XJ).....	151
COMANCHE.....	151
COMMANDO.....	151
GRAND CHEROKEE.....	151
J262.....	151
JEEPSTER C101.....	151
LIBERTY.....	151
SPORTWAGON.....	151
WAGONEER.....	151
WAGONEER J162.....	152
LINCOLN.....	152
AVIATOR.....	152
NAVIGATOR.....	152
MAZDA.....	152
NAVAJO.....	152
PICK-UP.....	152
MERCURY.....	152
MOUNTAINEER.....	152
MITSUBISHI.....	152
MONTERO.....	152
PICK-UP.....	153
NISSAN/DATSUN.....	153
ARMADA.....	153
FRONTIER PICK-UP.....	153
PATHFINDER.....	153
PICK-UP.....	153
TITAN PICK-UP.....	154
XTERRA.....	154
OLDSMOBILE.....	154
BRAVADA.....	154
PLYMOUTH.....	154
1 TON VAN.....	154
1/2 TON VAN.....	154
3/4 TON VAN.....	154
ARROW.....	154

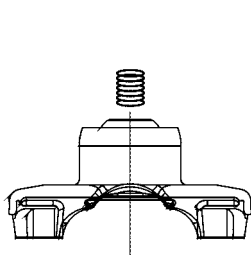
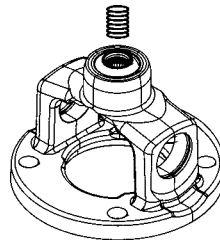
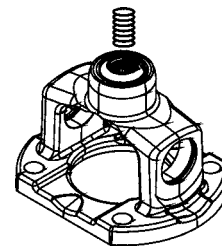
PLYMOUTH (Continued)	
PB100 COMPACTS.....	154
PB200 COMPACTS.....	155
PB300 COMPACTS.....	155
SUBARU.....	155
BRAT.....	155
STATION WAGON.....	155
SUZUKI.....	155
GRAND VITARA.....	155
SIDEKICK.....	155
VITARA.....	155
TOYOTA.....	155
4-RUNNER.....	155
PICK-UP.....	155
PREVIA.....	156
SEQUOIA.....	156
T100 PICK-UP.....	156
TACOMA PICK-UP.....	156
TUNDRA PICK-UP.....	156
VAN.....	156

Four Wheel Drive (4WD)

ACURA.....	157
AM GENERAL/HUMMER.....	157
BUICK.....	157
CADILLAC.....	157
CHEVROLET.....	157
ASTRO VAN.....	157
AVALANCHE 1500.....	157
AVALANCHE 2500.....	157
BLAZER - FULL SIZE.....	157
BLAZER - K-5.....	157
BLAZER - S-10.....	159
BLAZER - V-10 SERIES.....	159
COLORADO PICK-UP.....	159
G-10 SERIES, G1500 SERIES & EXPRESS ...	159
K-10 SERIES PICK-UP.....	160
K-10 SERIES SUBURBAN.....	163
K-20 SERIES PICK-UP.....	164
K-20 SERIES SUBURBAN.....	167
K-30 SERIES PICK-UP.....	168
LUV.....	169
S-10 PICK-UP.....	169
SILVERADO 1500.....	170
SILVERADO 2500.....	171
SILVERADO 3500.....	175
TAHOE.....	176
TRACKER.....	176
TRAILBLAZER.....	177
V-10 SERIES PICK-UP.....	177
V-10 SERIES SUBURBAN.....	177
V-20 SERIES PICK-UP.....	177
V-20 SERIES SUBURBAN.....	177
V-30 SERIES PICK-UP.....	178
DODGE.....	179
COLT.....	179
DAKOTA.....	179

DODGE (Continued)		HONDA.....	233
DURANGO.....	180	PASSPORT.....	233
POWER RAM 50	180	IHC	234
RAIDER	180	100, 110, 120, 130, 900, 1000 & 1200 Series ..	234
RAM 1500	181	1300 (INCL. STATION WAGONS) Series.....	234
RAM 2500	182	SCOUT 800 Series	234
RAM 3500 PICK-UP	183	INFINITI.....	234
RAMCHARGER AW100	185	ISUZU.....	235
W100/W150 SERIES	185	AMIGO	235
W200/W250 SERIES	187	ASCENDER	235
W300/W350 SERIES	189	AXIOM	235
W400 SERIES	191	PUP.....	235
WM300 SERIES	191	RODEO.....	235
FORD	192	TROOPER II	235
AEROSTAR	192	VEHICROSS.....	235
BRONCO	192	JEEP.....	236
BRONCO II	194	10, 20, 40 Series.....	236
ESCAPE	195	BRIARWOOD	236
EXCURSION.....	195	C101	237
EXPEDITION	195	CHEROKEE COMPACT (XJ)	237
EXPLORER	195	CHEROKEE FULLSIZE (SJ)	238
F100 (FULL TIME & PART TIME 4WD).....	196	CJ5, CJ6, CJ7.....	239
F150 (FULL TIME 4WD).....	197	COMANCHE.....	240
F150 (PART TIME 4WD).....	198	COMMANDO	240
F250 (FULL TIME & PART TIME 4WD).....	201	GLADIATOR	241
F250 SUPER DUTY.....	206	GRAND CHEROKEE.....	241
F350 (FULL TIME 4WD).....	208	GRAND WAGONEER.....	242
F350 (PART TIME 4WD).....	209	J262, J264, J362 & J364	242
F350 SUPER DUTY.....	212	JEEPSTER	242
F450 SUPER DUTY.....	213	JEEPSTER C101.....	243
F550 SUPERDUTY.....	214	LIBERTY	243
RANGER.....	214	SCRAMBLER CJ8	243
GEO.....	216	WAGONEER.....	244
GMC	217	WAGONEER COMPACT (XJ)	244
CANYON PICK-UP.....	217	WRANGLER (TJ).....	245
ENVOY	217	WRANGLER (YJ).....	246
H1500 SERIES SAVANA	217	LAND ROVER.....	246
H2500 SERIES SAVANA	217	LEXUS.....	246
JIMMY (FULL SIZE).....	217	LINCOLN	246
K-15 SERIES PICK-UP.....	218	MAZDA.....	247
K-15 SERIES SUBURBAN	220	MPV	247
K-25 SERIES PICK-UP.....	222	NAVAJO	247
K-25 SERIES SUBURBAN	224	PICK-UP	247
K-35 SERIES	224	MERCURY	247
S-15 JIMMY	225	MARINER	247
S-15 PICK-UP/SONOMA.....	226	MOUNTAINEER.....	247
SAFARI	227	MITSUBISHI.....	248
SIERRA 1500.....	227	MONTERO.....	248
SIERRA 2500.....	228	PICK-UP	248
SIERRA 3500.....	230	NISSAN/DATSUN.....	248
V-15 SERIES JIMMY	231	ARMADA.....	248
V-15 SERIES PICKUP.....	231	FRONTIER PICK-UP	248
V-15 SERIES SUBURBAN	232	PATHFINDER	249
V-25 SERIES PICK-UP.....	232	PICK-UP	249
V-25 SERIES SUBURBAN	232	TITAN PICK-UP	250
V-35 SERIES	232	XTERRA.....	250
YUKON	232	OLDSMOBILE	250
		BRAVADA	250

PLYMOUTH.....	250
SCAMP	250
TRAIL DUSTER	251
SUBARU.....	251
BRAT.....	251
LEGACY	251
STATION WAGON	251
SUZUKI	252
GRAND VITARA	252
XL-7	252
SAMURAI.....	252
SIDEKICK	252
VITARA	252
TOYOTA.....	252
4-RUNNER	252
LANDCRUISER	252
PICK-UP	253
PREVIA.....	253
SEQUOIA.....	253
T100 PICK-UP	253
TACOMA PICK-UP	253
TUNDRA PICK-UP.....	253
Center Bearing Detail	254
Spicer® Driveshaft Lubrication Specifications.....	270
Common U-Joint Kits By Series	271
Driveline Conversion Kits	272
Universal Joint Kit Attaching Hardware & Torque Specifications	273
U-Joint Kit Method of Retention and Hardware Kit Part Numbers	275
Outside Snap Ring Style	276
Inside Snap Ring Style	281
Outside Snap Ring/Inside Snap Ring Style.....	283
Outside Snap Ring/Wing Bearing Style.....	285
Inside Snap Ring/Wing Bearing Style	286
Wing Bearing Style	287
Bearing Plate/Wing Bearing Style	291
Spicer Life Series™ (Spring Tab Style)	292
Bearing Plate Style	293
Half Round Style	294
Pot Style	295
Threaded Cap style	296
Cap & Bolt Style	298
Outside Snap Ring style GWB	299


Figure 1

Figure 2

Figure 3

Year	Model	Fig.	Part Number
CHECKER			
1962-1975	AEROBUS	1	211355X
1947-1951	STATION WAGON	1	211355X
1947-1951	TAXI	1	211355X
CHEVROLET			
1969-1978	BLAZER - K-5	1	211355X
1967-1978	K-10 SERIES PICK-UP	1	211355X
1968-1978	K-10 SERIES SUBURBAN	1	211355X
1967-1978	K-20 SERIES PICK-UP	1	211355X
1979	K-30 SERIES PICK-UP	1	211355X
CHRYSLER			
1970-1973	IMPERIAL	1	210841X
DODGE			
1988-1999	DAKOTA	1	211355X
1974-1977	RAMCHARGER AW100	1	211355X
1975-1977	W100/W150 SERIES	1	211355X
1975-1977	W200/W250 SERIES	1	211355X
1975-1977	W300/W350 SERIES	1	211355X
FORD			
1979-1989	BRONCO	1	211179X
1966-1978	BRONCO	1	211355X
1975-1977	F100 (FULL TIME 4WD)	1	211355X
1979	F150 (FULL TIME 4WD)	1	211179X
1976-1978	F150 (FULL TIME 4WD)	1	211355X
1979	F150 (PART TIME 4WD)	1	211179X
1979	F250 (FULL TIME 4WD)	1	211179X
1975-1978	F250 (FULL TIME 4WD)	1	211355X
1979	F250 (PART TIME 4WD)	1	211179X
1978	F250 (PART TIME 4WD)	1	211355X
1979	F350 (FULL TIME 4WD)	1	211179X
1979	F350 (PART TIME 4WD)	1	211179X
1983-1985	RANGER	1	211342X
1980-1982	THUNDERBIRD	3	211229X
GMC			
1969-1978	JIMMY (FULL SIZE)	1	211355X
1967-1978	K-15 SERIES PICK-UP	1	211355X
1967-1978	K-15 SERIES SUBURBAN	1	211355X
1964-1978	K-25 SERIES PICK-UP	1	211355X
1979	K-35 SERIES	1	211355X

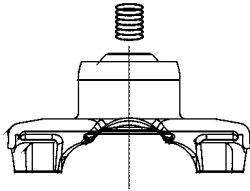


Figure 1

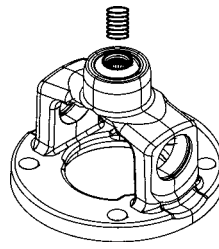


Figure 2

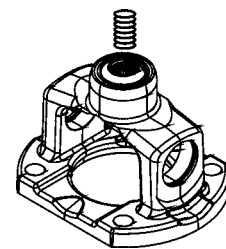


Figure 3

Year	Model	Fig.	Part Number
JEEP			
1982-1988	10 SERIES	1	211355X
1979-1988	20 SERIES	1	211355X
1979-1981	40 SERIES	1	211355X
1986-1993	BRIARWOOD	1	211355X
1986-1993	CHEROKEE COMPACT (XJ)	1	211355X
1974-1983	CHEROKEE FULLSIZE (SJ)	1	211355X
1979-1981	CJ5	1	211355X
1979-1981	CJ7	1	211355X
1986-1992	COMANCHE	1	211355X
1993	GRAND CHEROKEE	1	211355X
1983-1991	GRAND WAGONEER	1	211355X
1981	SCRAMBLER CJ8	1	211355X
1978-1991	WAGONEER	1	211355X
LINCOLN			
1963-1977	CONTINENTAL	1	210841X
1982-1983	CONTINENTAL	3	211229X
1968	MARK III	1	210841X
1979-1980	VERSAILLES	2	211198X
1977-1978	VERSAILLES	3	211520X
MERCURY			
1980-1982	COUGAR/XR7	3	211229X
PLYMOUTH			
1974-1977	TRAIL DUSTER	1	211355X

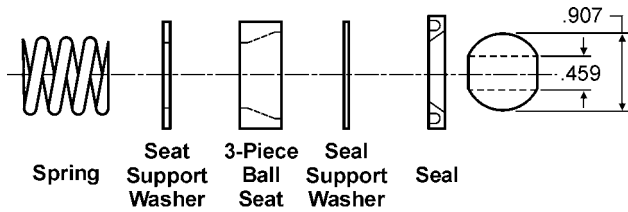


Figure 1

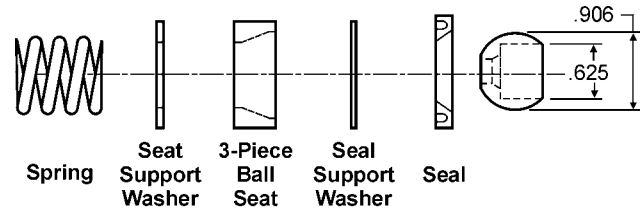


Figure 2

Year	Model	Fig.	Part Number
BUICK			
1979	CENTURY	1	211007X
1979	CENTURY	1	211009X
1961-1965	ELECTRA	3	211010X
1961-1965	ELECTRA	3	211011X
1966-1968	ELECTRA	4	211012X
1966-1968	ELECTRA	4	211013X
1969-1972	ELECTRA	2	211008X
1969-1981	ELECTRA	1	211007X
1973-1981	ELECTRA	1	211009X
1961-1965	LESABRE	3	211010X
1961-1965	LESABRE	3	211011X
1966-1968	LESABRE	4	211012X
1966-1968	LESABRE	4	211013X
1969-1972	LESABRE	2	211008X
1969-1981	LESABRE	1	211007X
1973-1981	LESABRE	1	211009X
1979	REGAL	1	211007X
1979	REGAL	1	211009X
1971-1978	RIVIERA	1	211007X
1971-1972	RIVIERA	2	211008X
1973-1978	RIVIERA	1	211009X
1964-1970	RIVIERA	3	211010X
1964-1970	RIVIERA	3	211011X
1966-1968	RIVIERA	4	211012X
1966-1968	RIVIERA	4	211013X
1969-1970	WILDCAT	1	211007X
1969-1970	WILDCAT	2	211008X
1962-1965	WILDCAT	3	211010X
1962-1965	WILDCAT	3	211011X
1966-1968	WILDCAT	4	211012X
1966-1968	WILDCAT	4	211013X
CADILLAC			
1991-1996	ARMORED BODY	1	211007X
1991-1996	ARMORED BODY	1	211009X
1968-1984	COMMERCIAL CHASSIS	1	211007X
1968-1972	COMMERCIAL CHASSIS	2	211008X
1973-1984	COMMERCIAL CHASSIS	1	211009X
1963-1967	COMMERCIAL CHASSIS	3	211010X
1963-1967	COMMERCIAL CHASSIS	3	211011X
1973-1979	FLEETWOOD 75 SEDAN LIMO	1	211007X
1973-1979	FLEETWOOD 75 SEDAN LIMO	1	211009X
1968-1972	FLEETWOOD 75 SERIES	1	211007X

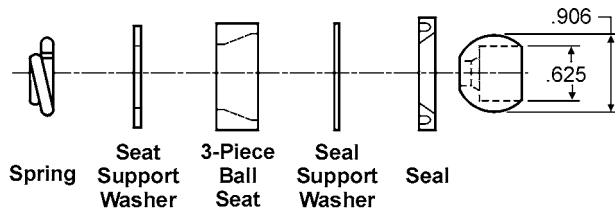


Figure 3

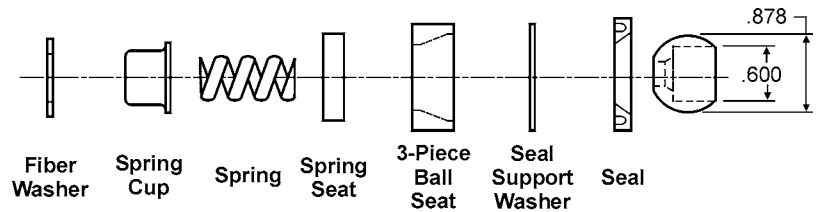


Figure 4

Year	Model	Fig.	Part Number
CADILLAC (Continued)			
1968-1972	FLEETWOOD 75 SERIES	2	211008X
1963-1967	FLEETWOOD 75 SERIES	3	211010X
1963-1967	FLEETWOOD 75 SERIES	3	211011X
1973-1979	FLEETWOOD EXC. 75 SEDAN, LIMO & COMMERCIAL CHASSIS	1	211007X
1973-1979	FLEETWOOD EXC. 75 SEDAN, LIMO & COMMERCIAL CHASSIS	1	211009X
1968-1972	FLEETWOOD EXC. 75 SERIES & COMMERCIAL CHASSIS	1	211007X
1968-1972	FLEETWOOD EXC. 75 SERIES & COMMERCIAL CHASSIS	2	211008X
1963-1967	FLEETWOOD EXC. 75 SERIES & COMMERCIAL CHASSIS	3	211010X
1963-1967	FLEETWOOD EXC. 75 SERIES & COMMERCIAL CHASSIS	3	211011X
1980-1984	LIMOUSINE	1	211007X
1980-1984	LIMOUSINE	1	211009X
CHEVROLET			
1971-1975	BEL AIR	1	211007X
1971-1972	BEL AIR	2	211008X
1973-1975	BEL AIR	1	211009X
1978-1986	BLAZER - K-5	1	211007X
1978-1986	BLAZER - K-5	1	211009X
1987-1991	BLAZER - V-10 SERIES	1	211009X
1971-1979	CAPRICE	1	211007X
1971-1972	CAPRICE	2	211008X
1973-1979	CAPRICE	1	211009X
1971-1979	IMPALA	1	211007X
1971-1972	IMPALA	2	211008X
1973-1979	IMPALA	1	211009X
1977-1986	K-10 SERIES PICK-UP	1	211007X
1977-1986	K-10 SERIES PICK-UP	1	211009X
1977-1986	K-10 SERIES SUBURBAN	1	211007X
1977-1986	K-10 SERIES SUBURBAN	1	211009X
1977-1986	K-20 SERIES PICK-UP	1	211007X
1977-1986	K-20 SERIES PICK-UP	1	211009X
1980-1986	K-30 SERIES PICK-UP	1	211007X
1980-1986	K-30 SERIES PICK-UP	1	211009X
1987-1991	V-10 SERIES PICK-UP	1	211009X
1987-1991	V-10 SERIES SUBURBAN	1	211009X
1987-1991	V-20 SERIES SUBURBAN	1	211009X
1987	V-30 SERIES PICK-UP	1	211007X
1987-1991	V-30 SERIES PICK-UP	1	211009X
DODGE			
1974-1993	RAMCHARGER AW100	1	211007X
1974-1993	RAMCHARGER AW100	1	211009X
1975-1993	W100/W150 SERIES	1	211007X

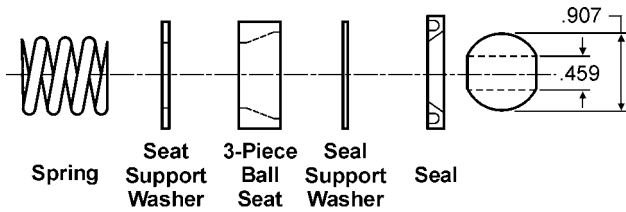


Figure 1

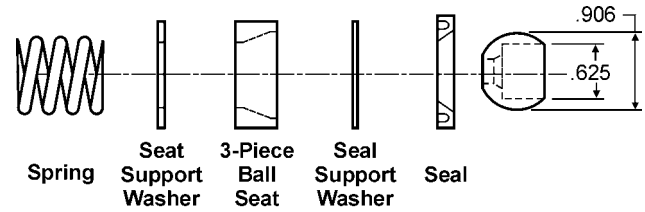


Figure 2

Year	Model	Fig.	Part Number
DODGE (Continued)			
1975-1993	W100/W150 SERIES	1	211009X
1975-1993	W200/W250 SERIES	1	211007X
1975-1993	W200/W250 SERIES	1	211009X
1975-1993	W300/W350 SERIES	1	211007X
1975-1993	W300/W350 SERIES	1	211009X
1977-1981	W400 SERIES	1	211007X
1977-1981	W400 SERIES	1	211009X
FORD			
1968-1971	THUNDERBIRD	1	211007X
GMC			
1978-1986	JIMMY (FULL SIZE)	1	211007X
1978-1986	JIMMY (FULL SIZE)	1	211009X
1977-1986	K-15 SERIES PICK-UP	1	211007X
1977-1986	K-15 SERIES PICK-UP	1	211009X
1977-1986	K-15 SERIES SUBURBAN	1	211007X
1977-1986	K-15 SERIES SUBURBAN	1	211009X
1977-1986	K-25 SERIES PICK-UP	1	211007X
1977-1986	K-25 SERIES PICK-UP	1	211009X
1980-1986	K-35 SERIES	1	211007X
1980-1986	K-35 SERIES	1	211009X
1987-1991	V-15 SERIES JIMMY	1	211009X
1987-1991	V-15 SERIES PICKUP	1	211009X
1987-1991	V-15 SERIES SUBURBAN	1	211009X
1987-1991	V-35 SERIES	1	211009X
1977-1979	CONTINENTAL	1	211007X
1977-1979	CONTINENTAL	1	211009X
1969-1971	MARK III	1	211007X
1969-1971	MARK III	2	211008X
OLDSMOBILE			
1971-1979	88	1	211007X
1971-1972	88	2	211008X
1973-1979	88	1	211009X
1971-1979	98	1	211007X
1971-1972	98	2	211008X
1973-1977	98	1	211009X
1971-1979	DELTA ROYALE	1	211007X
1971-1972	DELTA ROYALE	2	211008X
1973-1979	DELTA ROYALE	1	211009X
1979	VISTA CRUISER	1	211007X
1979	VISTA CRUISER	1	211009X

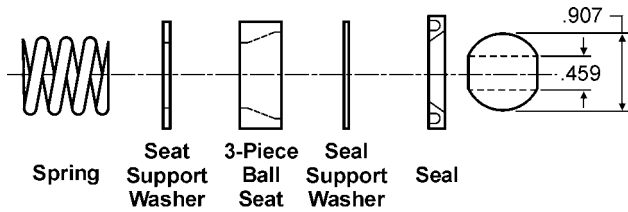


Figure 1

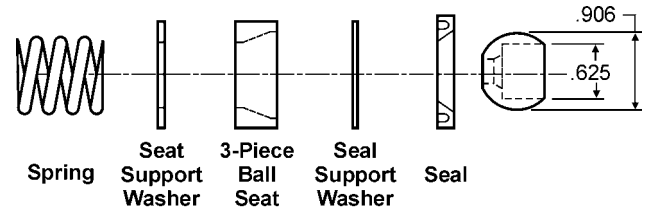
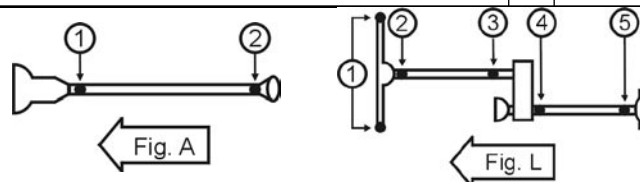


Figure 2

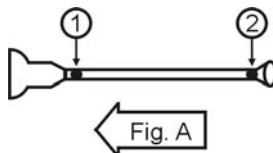
Year	Model	Fig.	Part Number
PLYMOUTH			
1983	SCAMP	1	211007X
1983	SCAMP	1	211009X
1974-1985	TRAIL DUSTER	1	211007X
1974-1985	TRAIL DUSTER	1	211009X
PONTIAC			
1971-1979	BONNEVILLE	1	211007X
1971-1972	BONNEVILLE	2	211008X
1973-1979	BONNEVILLE	1	211009X
1971-1979	CATALINA	1	211007X
1971-1972	CATALINA	2	211008X
1973-1979	CATALINA	1	211009X
1971-1975	GRANDVILLE	1	211007X
1971-1972	GRANDVILLE	2	211008X
1973-1975	GRANDVILLE	1	211009X

Year	Model & Description	Fig.	Location	Spicer Part No.	SPL Part No.	
ALFA ROMEO						
1954-1979	All Exc. Alfetta	Lube	A	1,2	5-111X	
		Non-lube	A	1,2	5-101X	
AMERICAN MOTORS						
AMBASSADOR						
1958-1962	w/AT	A	1,2	5-153X	5-785X	
1963-1965		A	1	5-2011X		
1966	w/232, 287 or 327 Eng.	A	1	5-2011X		
1967	w/199 Eng.	A	1	5-2011X		
	w/232, 290, 390 or 401 Eng.	A	1,2	5-153X	5-785X	
1968-1974		A	1,2	5-153X	5-785X	
CONCORD						
1978	w/6 or 8 Cyl Eng. w/inside snap rings Lube fitting in brg. cup	A	1,2	5-1306X	5-789X	
		A	1,2	5-1306-1X		
	w/6 Cyl Eng. w/outside snap rings	A	1,2	5-153X	5-785X	
1979-1981	w/4 inside snap rings Lube fitting in brg. cup	A	1,2	5-1306X	5-789X	
		A	1,2	5-1306-1X		
	w/4 outside snap rings	A	1	5-153X	5-785X	
	w/inside & outside snap rings	A	2	5-353X	5-788X	
1982-1983		A	1	5-153X	5-785X	
	w/inside & outside snap rings	A	2	5-353X	5-788X	
	w/4 outside snap rings	A	2	5-153X	5-785X	
EAGLE						
1980-1981	Exc. 4 Cyl w/inside snap rings Lube fitting in brg. cup	L	2,3	5-153X	5-785X	
		L	4	5-1306X	5-789X	
	w/outside snap rings	L	4	5-1306-1X		
	w/2 inside & 2 outside snap rings	L	4	5-153X	5-785X	
	w/4 inside snap rings	L	5	5-353X	5-788X	
		L	5	5-1306X	5-789X	
		Lube fitting in brg. cup	L	5	5-1306-1X	
1982-1983		L	2,3,4	5-153X	5-785X	
	w/2 inside & 2 outside snap rings	L	5	5-353X	5-788X	
	w/4 outside snap rings	L	5	5-153X	5-785X	
1984-1988		L	2,3,4,5	5-153X	5-785X	
MARLIN						
1965-1966	w/232, 287 or 327 Eng.	A	1	5-2011X		
1967	w/199 Eng.	A	1	5-2011X		
	w/232, 290, 390 or 401 Eng.	A	1,2	5-153X	5-785X	

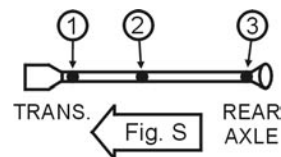
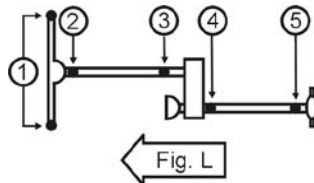
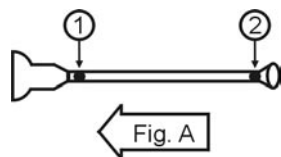


Important: See Safety Information in General Information Section (J300P-GI)

Year	Model & Description	Fig.	Location	Spicer Part No.	SPL Part No.	
AMERICAN MOTORS						
PACER						
1975	w/6 Cyl Eng. w/outside snap rings w/2.438" outside yoke width	A	1,2	5-443X		
	w/6 or 8 Cyl Eng. w/outside snap rings w/3.219" outside yoke width w/inside snap rings Lube fitting in brg. cup	A	1,2	5-153X	5-785X	
		A	1,2	5-1306X	5-789X	
		A	1,2	5-1306-1X		
1976	w/6 or 8 Cyl Eng. w/outside snap rings w/inside snap rings Lube fitting in brg. cup	A	1,2	5-153X	5-785X	
		A	1,2	5-1306X	5-789X	
		A	1,2	5-1306-1X		
1977-1978	w/6 Cyl Eng. w/outside snap rings w/6 or 8 Cyl Eng. w/inside snap rings Lube fitting in brg. cup	A	1,2	5-153X	5-785X	
		A	1,2	5-1306X	5-789X	
		A	1,2	5-1306-1X		
1979-1981	w/4 outside snap rings w/inside & outside snap rings w/4 inside snap rings Lube fitting in brg. cup	A	1	5-153X	5-785X	
		A	2	5-353X	5-788X	
		A	1,2	5-1306X	5-789X	
		A	1,2	5-1306-1X		
RAMBLER						
1950	w/6 Cyl Eng.	Lube	A	1,2	5-105X	
		Non-lube	A	1,2	5-100X	
1951-1955	w/6 Cyl Eng. & MT w/inside snap rings w/outside snap rings	Lube	A	1,2	5-105X	
		Non-Lube	A	1,2	5-100X	
			A	1,2	5-153X	5-785X
1956-1962	w/6 Cyl Eng. w/MT or OD, Exc. HD w/AT & 1.000 Brg. cup dia. w/HD MT w/8 Cyl. Eng.	Lube	A	1	5-111X	
		Non-Lube	A	1	5-101X	
		Lube	A	1,2	5-105X	
		Non-Lube	A	1,2	5-100X	
			A	1,2	5-2011X	
			A	1,2	5-2011X	
1967	w/199 Eng. w/232, 290, 390 or 401 Eng.		A	1	5-2011X	
			A	1,2	5-153X	5-785X
1968-1970			A	1,2	5-153X	5-785X
RAMBLER AMERICAN						
1958-1959	w/6 Cyl Eng.	Lube	A	1,2	5-105X	
		Non-lube	A	1,2	5-100X	
1960-1965	w/1.000" Brg. cup dia.	Lube	A	1,2	5-105X	
		Non-lube	A	1,2	5-100X	
1966	w/199 Eng.	Lube	A	1,2	5-105X	
		Non-lube	A	1,2	5-100X	
	w/232 Eng. & MT	A	2	5-2173X		
	w/290 Eng. & AT	A	1	5-2011X		
		A	2	5-2173X		

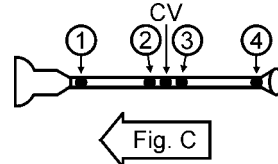
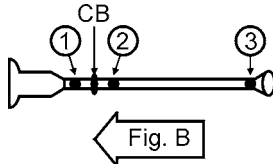
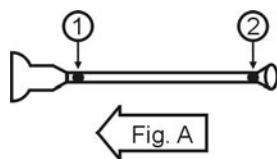


Year	Model & Description	Fig.	Location	Spicer Part No.	SPL Part No.
AMERICAN MOTORS					
RAMBLER AMERICAN					
1967	w/199 Eng.	A	1	5-2011X	
	w/232, 290, 390 or 401 Eng.	A	1,2	5-153X	5-785X
1968-1969		A	1,2	5-153X	5-785X
RAMBLER CLASSIC					
1963-1965	w/195, 199 or 232 Eng.	A	1	5-2011X	
	w/287 Eng.	A	1,2	5-2011X	
1966	w/232, 287 or 327 Eng.	A	1	5-2011X	
SPIRIT					
1979-1981	w/4 inside snap rings Lube fitting in brg. cup	A	1,2	5-1306X	5-789X
		A	1,2	5-1306-1X	
	w/4 outside snap rings	A	1	5-153X	5-785X
	w/inside & outside snap rings	A	2	5-353X	5-788X
1982-1983		A	1	5-153X	5-785X
	w/4 outside snap rings	A	2	5-153X	5-785X
	w/inside & outside snap rings	A	2	5-353X	5-788X
SX-4 KAMMBACK					
1980-1981	Exc. 4 Cyl w/outside snap rings	L	2,3	5-153X	5-785X
		L	4	5-153X	5-785X
	w/inside snap rings Lube fitting in brg. cup	L	4	5-1306X	5-789X
		L	4	5-1306-1X	
	w/4 inside snap rings Lube fitting in brg. cup	L	5	5-1306X	5-789X
		L	5	5-1306-1X	
	w/2 inside & 2 outside snap rings	L	5	5-353X	5-788X
1982-1983		L	2,3,4	5-153X	5-785X
	w/4 outside snap rings	L	5	5-153X	5-785X
	w/2 inside & 2 outside snap rings	L	5	5-353X	5-788X
ASTON MARTIN					
1946-1972	DB2, DB3, DB4 & MARK III	A	1,2	5-4X	
1963-1975	DB5 & DB6	A	1,2	5-153X	5-785X
AUSTIN					
1954-1968	100-6, 3000, BN4 & 5 w/MT or OD	A	1,2	5-4X	
1968-1971	AMERICA w/AT	A		5-111X	
1973-1975	MARINA	Lube S	1,2,3	5-111X	
1957-1976	SPRITE 2 SEATER MK-I, II, III, IV	Non-Lube	A	1,2	5-101X
		Lube	A	1,2	5-111X
BENTLEY					
1959-1971	CONTINENTAL S, S2, S3	A	1,2	5-178X	5-799X

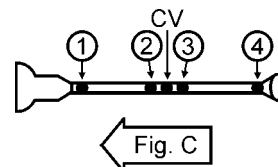
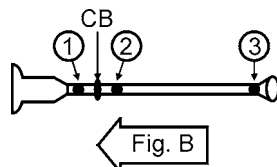
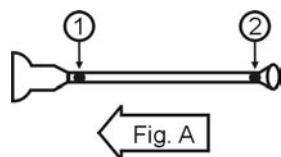


Important: See Safety Information in General Information Section (J300P-GI)

Year	Model & Description	Fig.	Location	Spicer Part No.	SPL Part No.
BUICK					
APOLLO					
1973-1979		A	1,2	5-153X	5-785X
CENTURY					
1964-1978		A	1,2	5-3147X	5-795X
1979	2 & 3-Joint driveshaft	A	1,2	5-3147X	5-795X
	3-Joint Driveshaft	B	CV	211009X	
		B	CV	211007X	
1980-1981		A	1,2	5-3147X	5-795X
CUSTOM					
1964-1978		A	1,2	5-3147X	5-795X
ELECTRA					
1959-1960		B	2	5-213X	5-790X
1961-1963	Exc. Station Wagon w/inside snap rings	C	1,2,3,4	5-3147X	5-795X
		C	CV	211011X	
		C	CV	211010X	
	w/outside snap rings	B	1,2	5-213X	5-790X
		B	3	5-212X	
		B	CV	210476-1X	
	Station Wagon	A	1,2	5-3147X	5-795X
1964-1965	Exc. Station Wagon	C	1	5-3147X	5-795X
		C	2,3	N/A	
		C	CV	211011X	
		C	CV	211010X	
	Station Wagon	A	1,2	5-3147X	5-795X
1966-1968	Exc. Station Wagon	C	1,4	5-3147X	5-795X
		C	2,3	N/A	
		C	CV	211013X	
		C	CV	211012X	
	Station Wagon	A	1,2	5-3147X	5-795X
1969-1972	Exc. Station Wagon	B	1,2,3	5-3147X	5-795X
		B	CV	211008X	
		B	CV	211007X	
	Station Wagon	A	1,2	5-3147X	5-795X
1973-1975	Exc. Station Wagon	B	1,2,3	5-3147X	5-795X
		B	CV	211009X	
		B	CV	211007X	
	Station Wagon	A	1,2	5-3147X	5-795X
1976-1981	3-Joint Driveshaft	B	1,2,3	5-3147X	5-795X
		B	CV	211009X	
		B	CV	211007X	

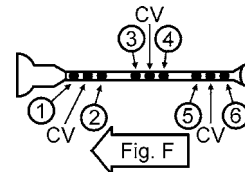
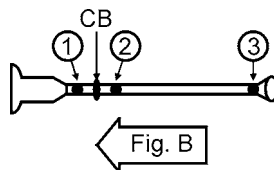
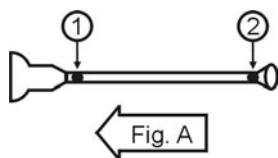


Year	Model & Description	Fig.	Location	Spicer Part No.	SPL Part No.
BUICK					
ELECTRA					
1976-1981	2-Joint Driveshaft	A	1,2	5-3147X	5-795X
1982-1985	w/inside snap rings	A	1,2	5-3147X	5-795X
	w/outside snap rings	A	1,2	5-178X	5-799X
ESTATE WAGON					
1982-1984	w/inside snap rings	A	1,2	5-3147X	5-795X
	w/outside snap rings	A	1,2	5-178X	5-799X
1986-1990		A	1,2	5-3147X	5-795X
LESABRE					
1959-1960		B	2	5-213X	5-790X
1961-1963	Exc. Station Wagon w/inside snap rings	C	1,2,3,4	5-3147X	5-795X
		C	CV	211011X	
		C	CV	211010X	
	w/outside snap rings	B	1,2	5-213X	5-790X
		B	3	5-212X	
	CV Ball & Seat Kit	B	CV	210476-1X	
	Station Wagon	A	1,2	5-3147X	5-795X
1964-1965	Station Wagon	A	1,2	5-3147X	5-795X
	Exc. Station Wagon	C	2,3	N/A	
		C	CV	211011X	
		C	CV	211010X	
		C	1,2	5-3147X	5-795X
1966-1968	Exc. Station Wagon	C	1,4	5-3147X	5-795X
		C	2,3	N/A	
		C	CV	211013X	
		C	CV	211012X	
	Station Wagon	A	1,2	5-3147X	5-795X
1969-1972	Exc. Station Wagon	B	1,2,3	5-3147X	5-795X
		B	CV	211008X	
		B	CV	211007X	
	Station Wagon	A	1,2	5-3147X	5-795X
1973-1975	Exc. Station Wagon	B	1,2,3	5-3147X	5-795X
		B	CV	211009X	
		B	CV	211007X	
	Station Wagon	A	1,2	5-3147X	5-795X
1976-1981	3-Joint Driveshaft	B	1,2,3	5-3147X	5-795X
		B	CV	211009X	
		B	CV	211007X	
	2-Joint Driveshaft	A	1,2	5-3147X	5-795X



Important: See Safety Information in General Information Section (J300P-GI)

Year	Model & Description	Fig.	Location	Spicer Part No.	SPL Part No.
BUICK					
LESABRE					
1982-1985	w/inside snap rings	A	1,2	5-3147X	5-795X
	w/outside snap rings	A	1,2	5-178X	5-799X
REGAL					
1973-1978		A	1,2	5-3147X	5-795X
1979	2 & 3-Joint driveshaft	A	1,2	5-3147X	5-795X
	3-Joint Driveshaft				
	CV ball & seat kit	B	CV	211009X	
	CV seat repair kit	B	CV	211007X	
1980-1981		A	1,2	5-3147X	5-795X
1982-1987	w/inside snap rings	A	1,2	5-3147X	5-795X
	w/outside snap rings	A	1,2	5-178X	5-799X
RIVIERA					
1964-1965		F	1,2,3,4,5,6	5-3147X	5-795X
	CV ball & seat kit	F	CV	211011X	
	CV seat repair kit	F	CV	211010X	
1966-1968		F	1,2,3,4,5,6	5-3147X	5-795X
	CV ball & seat kit	F	CV	211013X	
	CV seat repair kit	F	CV	211012X	
1969-1970		F	1,2,3,4,5,6	5-3147X	5-795X
	CV ball & seat kit	F	CV	211011X	
	CV seat repair kit	F	CV	211010X	
1971-1972		B	1,2,3	5-3147X	5-795X
	CV ball & seat kit	B	CV	211008X	
	CV seat repair kit	B	CV	211007X	
1973-1978		B	1,2,3	5-3147X	5-795X
	CV ball & seat kit	B	CV	211009X	
	CV seat repair kit	B	CV	211007X	
ROADMASTER					
1957-1958		B	2	5-213X	5-790X
1991-1996		A	1,2	5-3147X	5-795X
SKYHAWK					
1974-1979		A	1,2	5-153X	5-785X
SKYLARK					
1964-1972		A	1,2	5-3147X	5-795X
SPECIAL					
1964-1978		A	1,2	5-3147X	5-795X



Year	Model & Description	Fig.	Location	Spicer Part No.	SPL Part No.
BUICK					
WILDCAT					
1962-1963	Exc. Station Wagon w/inside snap rings	C	1,2,3,4	5-3147X	5-795X
		C	CV	211011X	
		C	CV	211010X	
	w/outside snap rings w/inside & outside snap rings	B	1,2	5-213X	5-790X
		B	3	5-212X	
		B	CV	210476-1X	
Station Wagon	A	1,2	5-3147X	5-795X	
1964-1965	Exc. Station Wagon	C	1	5-3147X	5-795X
		C	2,3	N/A	
		C	CV	211011X	
		C	CV	211010X	
	Station Wagon	A	1,2	5-3147X	5-795X
	1966-1968	Exc. Station Wagon	C	1,4	5-3147X
C			2,3	N/A	
C			CV	211013X	
C			CV	211012X	
Station Wagon		A	1,2	5-3147X	5-795X
1969-1970		Exc. Station Wagon	B	1,2,3	5-3147X
	B		CV	211008X	
	B		CV	211007X	
	A		1,2	5-3147X	5-795X

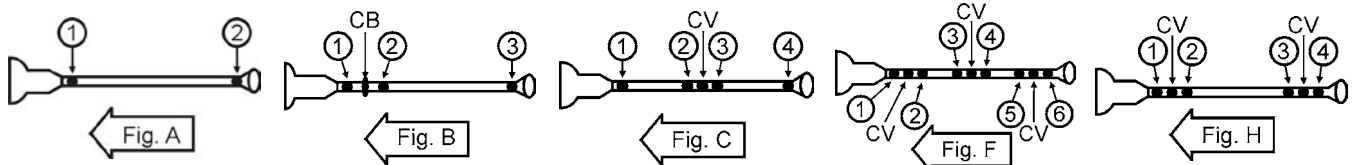
CADILLAC

ARMORED BODY

1991-1996	3.73 Axle Ratio	CV ball & seat kit	H	CV	211009X	
		CV seat repair kit	H	CV	211007X	

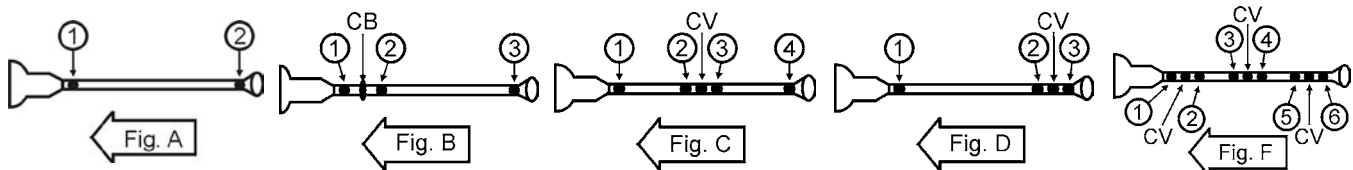
COMMERCIAL CHASSIS

1963-1967		F	1,2,3,4,5,6	5-3147X	5-795X
	CV ball & seat kit	F	CV	211011X	
	CV seat repair kit	F	CV	211010X	
1968-1972		F	1,2,3,4,5,6	5-3147X	5-795X
	CV ball & seat kit	F	CV	211008X	
	CV seat repair kit	F	CV	211007X	
1973-1979		F	1,2,3,4,5,6	5-3147X	5-795X
	CV ball & seat kit	F	CV	211009X	
	CV seat repair kit	F	CV	211007X	
1980-1984		H	1,2,3,4	5-3147X	5-795X
	CV ball & seat kit - Front	H	CV	211009X	
	CV seat repair kit - Rear	H	CV	211007X	

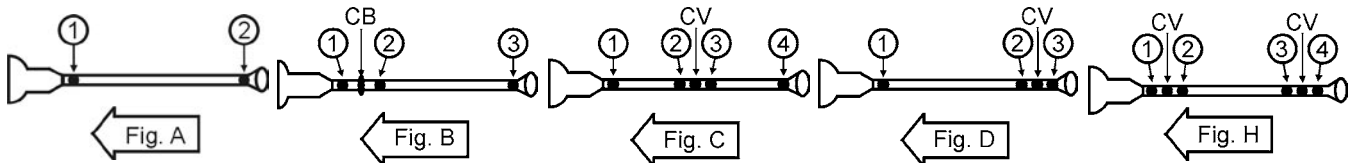


Important: See Safety Information in General Information Section (J300P-GI)

Year	Model & Description	Fig.	Location	Spicer Part No.	SPL Part No.
CADILLAC					
DEVILLE					
1980-1984		A	1,2	5-3147X	5-795X
FLEETWOOD 75 SEDAN LIMO					
1973-1979		F	1,2,3,4,5,6	5-3147X	5-795X
	CV ball & seat kit	F	CV	211009X	
	CV seat repair kit	F	CV	211007X	
FLEETWOOD 75 SERIES					
1950-1956	w/2 inside snap rings & wing brgs.	A	1,2	5-3012X	
1957-1962	w/4 inside snap rings	D	1,2,3	5-3147X	5-795X
	w/4 outside snap rings	D	1,2	5-213X	5-790X
	w/2 inside & 2 outside snap rings	D	3	5-212X	
1963-1967		F	1,2,3,4,5,6	5-3147X	5-795X
	CV ball & seat kit	F	CV	211011X	
	CV seat repair kit	F	CV	211010X	
1968-1972		F	1,2,3,4,5,6	5-3147X	5-795X
	CV ball & seat kit	F	CV	211008X	
	CV seat repair kit	F	CV	211007X	
FLEETWOOD 86 SERIES					
1950-1956	w/2 inside snap rings & wing brgs.	A	1,2	5-3012X	
1957-1962	w/4 inside snap rings	D	1,2,3	5-3147X	5-795X
	w/4 outside snap rings	D	1,2	5-213X	5-790X
	w/2 inside & 2 outside snap rings	D	3	5-212X	
FLEETWOOD BROUGHAM					
1980-1996		A	1,2	5-3147X	5-795X
FLEETWOOD COUPE					
1980-1984		A	1,2	5-3147X	5-795X
FLEETWOOD EXC. 75 & 86 SERIES					
1950-1956	w/2 inside snap rings & wing brgs.	D	3	5-3012X	
1957-1962	w/4 inside snap rings	D	1,2,3	5-3147X	5-795X
	w/4 outside snap rings	D	1,2	5-213X	5-790X
	w/2 inside & 2 outside snap rings	D	3	5-212X	
1963	3-Joint Driveshaft	D	1,2,3	5-3147X	5-795X
FLEETWOOD EXC. 75 SEDAN, LIMO & COMMERCIAL CHASSIS					
1973-1979	3-Joint Driveshaft	B	1,2,3	5-3147X	5-795X
	4-Joint Driveshaft	C	1,2,3,4	5-3147X	5-795X
	CV ball & seat kit	C	CV	211009X	
	CV seat repair kit	C	CV	211007X	

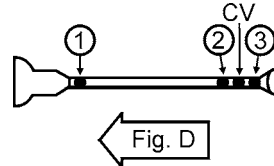
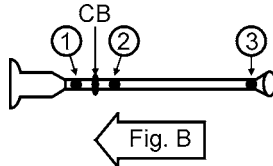
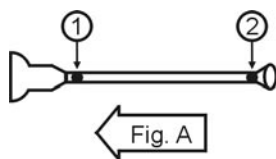


Year	Model & Description	Fig.	Location	Spicer Part No.	SPL Part No.
CADILLAC					
FLEETWOOD EXC. 75 SERIES & COMMERCIAL CHASSIS					
1963-1967	3-Joint Driveshaft	D	1,2,3	5-3147X	5-795X
	4-Joint Driveshaft	C	1,2,3,4	5-3147X	5-795X
	CV ball & seat kit	C-D	CV	211011X	
	CV seat repair kit	C-D	CV	211010X	
1968-1972	3-Joint Driveshaft	D	1,2,3	5-3147X	5-795X
	CV ball & seat kit	D	CV	211008X	
	CV seat repair kit	D	CV	211007X	
	4-Joint Driveshaft	C	1,2,3,4	5-3147X	5-795X
	CV ball & seat kit	C	CV	211008X	
	CV seat repair kit	C	CV	211007X	
LIMOUSINE					
1980-1984		H	1,2,3,4	5-3147X	5-795X
	CV ball & seat kit - Front	H	CV	211009X	
	CV seat repair kit - Rear	H	CV	211007X	
CHECKER					
AEROBUS					
1662-1966		B	1,2,3	5-153X	5-785X
	CV centering yoke kit	B	CV	211355X	
1967-1968		B	1	5-134X	
		B	2,3	5-153X	5-785X
	CV centering yoke kit	B	CV	211355X	
1969-1972		B	1,2,3	5-153X	5-785X
	CV centering yoke kit	B	CV	211355X	
1973		C	1	5-134X	
		C	2,3,4	5-153X	5-785X
	CV centering yoke kit	C	CV	211355X	
1974-1975		C	1,2,3,4	5-153X	5-785X
	CV centering yoke kit	C	CV	211355X	
MARATHON					
1961-1968		A	1,2	5-153X	5-785X
1969-1971		A	1,2	5-213X	5-790X
1972-1973		A	1,2	5-153X	5-785X
1974-1980		A	1	5-213X	5-790X
		A	2	5-153X	5-785X
STATION WAGON					
1940-1946		B	1,2,3	5-153X	5-785X
1947-1951	Exc. 01, 81, 91 & Transit Bus	B	1,2,3	5-153X	5-785X
	CV centering yoke kit	B	CV	211355X	

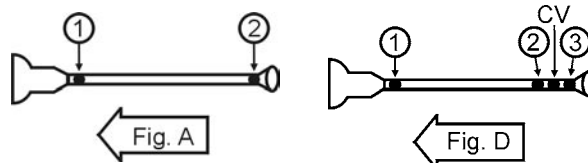


Important: See Safety Information in General Information Section (J300P-GI)

Year	Model & Description	Fig.	Location	Spicer Part No.	SPL Part No.
CHECKER					
STATION WAGON					
1952-1968		A	1,2	5-153X	5-785X
1969-1971		A	1,2	5-213X	5-790X
1972-1973		A	1,2	5-153X	5-785X
1974-1980		A	1	5-213X	5-790X
		A	2	5-153X	5-785X
TAXI					
1940-1946		B	1,2,3	5-153X	5-785X
1947-1951	Exc. 01, 81, 91 & Transit Bus CV centering yoke kit	B	1,2,3	5-153X	5-785X
		B	CV	211355X	
1952-1968		A	1,2	5-153X	5-785X
1969-1971		A	1,2	5-213X	5-790X
1972-1973		A	1,2	5-153X	5-785X
1974-1980		A	1	5-213X	5-790X
		A	2	5-153X	5-785X
CHEVROLET					
BEL AIR					
1955-1965		A	1,2	5-153X	5-785X
1966-1970	Exc. Turbo-Hydramatic Trans. w/Turbo-Hydramatic Trans.	A	1,2	5-153X	5-785X
		A	1	5-3147X	5-795X
		A	2	5-212X	
1971-1972	Exc. Station Wagon w/Unmachined Yokes w/Machined Yokes	D	1	5-3147X	5-795X
		D	2,3	5-3031X	
		D	1,2,3	5-3147X	5-795X
	CV ball & seat kit CV seat repair kit	D	CV	211008X	
		D	CV	211007X	
	Station Wagon w/inside snap rings w/outside snap rings	A	1,2	5-3147X	5-795X
A		1,2	5-153X	5-785X	
1973	Exc. Station Wagon w/Unmachined Yokes w/Machined Yokes	D	1	5-3147X	5-795X
		D	2,3	5-3031X	
		D	1,2,3	5-3147X	5-795X
	CV ball & seat kit CV seat repair kit	D	CV	211009X	
		D	CV	211007X	
	Station Wagon w/inside snap rings w/outside snap rings	A	1,2	5-3147X	5-795X
A		1,2	5-153X	5-785X	
1974-1975	Exc. Station Wagon w/inside snap rings CV ball & seat kit CV seat repair kit	D	1,2,3	5-3147X	5-795X
		D	CV	211009X	
	w/outside snap rings	D	CV	211007X	
		B	1,2,3	5-153X	5-785X



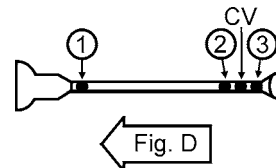
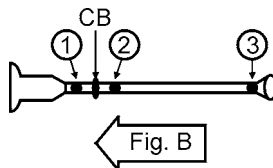
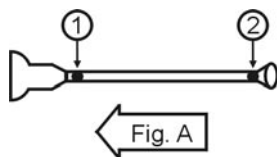
Year	Model & Description	Fig.	Location	Spicer Part No.	SPL Part No.
CHEVROLET					
BEL AIR					
1974-1975	Station Wagon w/inside snap rings	A	1,2	5-3147X	5-795X
	w/outside snap rings	A	1,2	5-153X	5-785X
CAMARO					
1967-1968	w/inside snap rings	A	1	5-3147X	5-795X
		A	2	5-212X	
	w/outside snap rings	A	1,2	5-153X	5-785X
1969-1972	w/inside snap rings	A	1,2	5-3147X	5-795X
	w/outside snap rings	A	1,2	5-153X	5-785X
1973-1974		A	1,2	5-153X	5-785X
1975-1987	w/inside snap rings	A	1,2	5-3147X	5-795X
	w/outside snap rings	A	1,2	5-178X	5-799X
1988-1992	w/alum. driveshaft	A	1	5-786X	
		A	2	5-544X	
	w/steel driveshaft yoke	A	1,2	5-3147X	5-795X
1993	w/alum. driveshaft	A	1	5-786X	
	w/5.7L Eng. w/alum. driveshaft yoke w/steel driveshaft yoke	A	2	5-544X	
		A	1,2	5-3147X	5-795X
1994	w/alum. driveshaft	A	1	5-786X	
	w/5.7L Eng. w/alum. driveshaft yoke w/steel driveshaft yoke	A	2	5-544X	
		A	1,2	5-3147X	5-795X
	w/3.4L Eng. w/steel driveshaft yoke	A	1,2	5-3147X	5-795X
1995	w/alum. driveshaft	A	1	5-786X	
	w/5.7L Eng. w/alum. driveshaft yoke w/steel driveshaft yoke	A	2	5-544X	
		A	1,2	5-3147X	5-795X
	w/3.4L & 3.8L Eng. w/steel driveshaft yoke	A	1,2	5-3147X	5-795X
1996-2001	w/5.7L Exc. Export w/steel driveshaft yoke	A	1,2	5-3147X	5-795X
	w/3.8L Eng. w/steel driveshaft yoke	A	1,2	5-3147X	5-795X
2002	w/3.8L & 5.7L Eng. w/steel driveshaft yoke	A	1,2	5-3147X	5-795X
CAPRICE					
1955-1965		A	1,2	5-153X	5-785X
1966-1970	w/Turbo-Hydramatic Trans.	A	1	5-3147X	5-795X
		A	2	5-212X	
	Exc. Turbo-Hydramatic Trans.	A	1,2	5-153X	5-785X
1971-1972	Exc. Station Wagon w/Unmachined Yokes	D	1	5-3147X	5-795X
		D	2,3	5-3031X	
	w/Machined Yokes CV ball & seat kit CV seat repair kit	D	CV	211008X	
		D	CV	211007X	
		D	1,2,3	5-3147X	5-795X



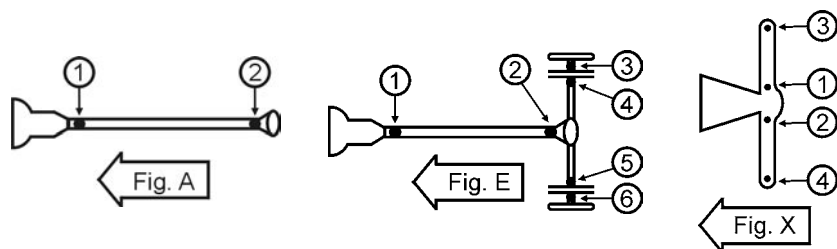
Important: See Safety Information in General Information Section (J300P-GI)

PASS

Year	Model & Description	Fig.	Location	Spicer Part No.	SPL Part No.
CHEVROLET					
CAPRICE					
1971-1972	Station Wagon w/inside snap rings	A	1,2	5-3147X	5-795X
	w/outside snap rings	A	1,2	5-153X	5-785X
1973	Exc. Station Wagon w/Unmachined Yokes	D	1	5-3147X	5-795X
		D	2,3	5-3031X	
	w/Machined Yokes CV ball & seat kit CV seat repair kit	D	CV	211009X	
		D	CV	211007X	
	Station Wagon w/inside snap rings w/outside snap rings	D	1,2,3	5-3147X	5-795X
		A	1,2	5-3147X	5-795X
1974-1976	Exc. Station Wagon w/inside snap rings CV ball & seat kit CV seat repair kit	A	1,2	5-3147X	5-795X
		D	1,2,3	5-3147X	5-795X
1974-1976	w/outside snap rings	D	CV	211009X	
		D	CV	211007X	
	Station Wagon w/inside snap rings w/outside snap rings	B	1,2,3	5-153X	5-785X
		A	1,2	5-3147X	5-795X
1977-1978		A	1,2	5-3147X	5-795X
		A	1,2	5-153X	5-785X
1979	Exc. CV Joint	A	1,2	5-3147X	5-795X
	w/CV Joint CV ball & seat kit CV seat repair kit	D	1,2,3	5-3147X	5-795X
		D	CV	211009X	
		D	CV	211007X	
1980-1996	w/inside snap rings	A	1,2	5-3147X	5-795X
	w/outside snap rings	A	1,2	5-178X	5-799X
CHEVELLE					
1964-1966		A	1,2	5-153X	5-785X
1967-1968	Exc. Turbo-Hydramatic Trans.	A	1,2	5-153X	5-785X
	w/Turbo-Hydramatic Trans.	A	1	5-3147X	5-795X
		A	2	5-212X	
1969-1970		A	1,2	5-153X	5-785X
1971-1972	Exc. 454 Eng.	A	1,2	5-153X	5-785X
	w/454 Eng.	A	1	5-3147X	5-795X
		A	2	5-212X	
1976-1977	w/inside snap rings	A	1,2	5-3147X	5-795X
	w/outside snap rings	A	1,2	5-178X	5-799X
CHEVETTE					
1976-1986		A	1,2	5-350X	
CHEVY II					
1962-1979		A	1,2	5-153X	5-785X

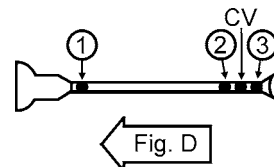
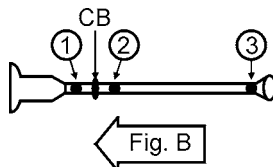
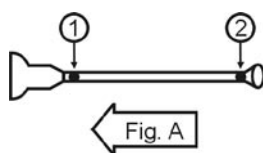


Year	Model & Description	Fig.	Location	Spicer Part No.	SPL Part No.
CHEVROLET					
CORVAIR					
1960-1969		X	1,2,3,4	5-153X	5-785X
CORVETTE					
1953-1962		E	1,2	5-153X	5-785X
1963-1974	Exc. Turbo-Hydramatic 350 Trans.	E	1,2	5-153X	5-785X
		E	3,4,5,6	5-178X	5-799X
	w/Turbo-Hydramatic 350 Trans.	E	1,2	5-213X	5-790X
1975-1979		E	1,2	5-213X	5-790X
		E	3,4,5,6	5-178X	5-799X
1980-1981	w/MT	E	1	5-213X	5-790X
		E	2	5-153X	5-785X
		E	3,4,5,6	5-178X	5-799X
	w/AT	E	1,2	5-153X	5-785X
		E	3,4,5,6	5-213X	5-790X
1982-1983		E	1,2	5-153X	5-785X
		E	3,4,5,6	5-178X	5-799X
1984-1997		E	1,2		5-786X
		E	3,4,5,6	5-447X	
EL CAMINO					
1964-1966		A	1,2	5-153X	5-785X
1967-1968	Exc. Turbo-Hydramatic Trans.	A	1,2	5-153X	5-785X
		A	1	5-3147X	5-795X
	w/Turbo-Hydramatic Trans.	A	2	5-212X	
1969-1970		A	1,2	5-153X	5-785X
1971-1972	Exc. 454 Eng.	A	1,2	5-153X	5-785X
		A	1	5-3147X	5-795X
	w/454 Eng.	A	2	5-212X	
1973-1975		A	1,2	5-3147X	5-795X
1976-1988	w/inside snap rings	A	1,2	5-3147X	5-795X
	w/outside snap rings	A	1,2	5-178X	5-799X
IMPALA					
1955-1965		A	1,2	5-153X	5-785X
1966-1970	Exc. Turbo-Hydramatic Trans.	A	1,2	5-153X	5-785X
		A	1	5-3147X	5-795X
	w/Turbo-Hydramatic Trans.	A	2	5-212X	

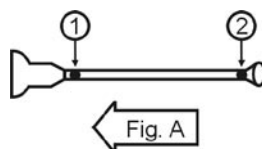


Important: See Safety Information in General Information Section (J300P-GI)

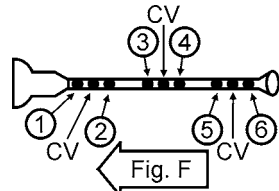
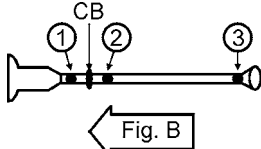
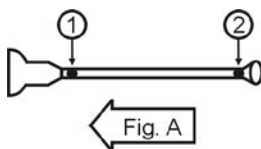
Year	Model & Description	Fig.	Location	Spicer Part No.	SPL Part No.	
CHEVROLET						
IMPALA						
1971-1972	Exc. Station Wagon w/Unmachined Yokes	D	1	5-3147X	5-795X	
		D	2,3	5-3031X		
		w/Machined Yokes	D	1,2,3	5-3147X	5-795X
			D	CV	211008X	
	Station Wagon	w/inside snap rings w/outside snap rings	D	CV	211007X	
			A	1,2	5-3147X	5-795X
A	1,2	5-153X	5-785X			
1973	Exc. Station Wagon w/Unmachined Yokes	D	1	5-3147X	5-795X	
		D	2,3	5-3031X		
		w/Machined Yokes	D	1,2,3	5-3147X	5-795X
			D	CV	211009X	
	Station Wagon	w/inside snap rings w/outside snap rings	D	CV	211007X	
			A	1,2	5-3147X	5-795X
A	1,2	5-153X	5-785X			
1974-1976	Exc. Station Wagon w/inside snap rings	D	1,2,3	5-3147X	5-795X	
		D	CV	211009X		
		CV ball & seat kit CV seat repair kit	D	CV	211007X	
			B	1,2,3	5-153X	5-785X
	Station Wagon	w/inside snap rings w/outside snap rings	A	1,2	5-3147X	5-795X
			A	1,2	5-153X	5-785X
1977-1978		A	1,2	5-3147X	5-795X	
	1979	Exc. CV Joint	A	1,2	5-3147X	5-795X
w/CV Joint		D	1,2,3	5-3147X	5-795X	
		D	CV	211009X		
	CV ball & seat kit CV seat repair kit	D	CV	211007X		
		A	1,2	5-3147X	5-795X	
A	1,2	5-178X	5-799X			
LAGUNA						
1973-1975		A	1,2	5-3147X	5-795X	
1976	w/inside snap rings	A	1,2	5-3147X	5-795X	
	w/outside snap rings	A	1,2	5-178X	5-799X	
MALIBU						
1964-1966		A	1,2	5-153X	5-785X	
1967-1968	Exc. Turbo-Hydramatic Trans.	A	1,2	5-153X	5-785X	
	w/Turbo-Hydramatic Trans.	A	1	5-3147X	5-795X	
		A	2	5-212X		
1969-1970		A	1,2	5-153X	5-785X	



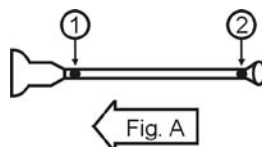
Year	Model & Description	Fig.	Location	Spicer Part No.	SPL Part No.
CHEVROLET					
MALIBU					
1971-1972	Exc. 454 Eng.	A	1,2	5-153X	5-785X
	w/454 Eng.	A	1	5-3147X	5-795X
		A	2	5-212X	
1973-1975		A	1,2	5-3147X	5-795X
1976-1983	w/inside snap rings	A	1,2	5-3147X	5-795X
	w/outside snap rings	A	1,2	5-178X	5-799X
MONTE CARLO					
1970		A	1,2	5-153X	5-785X
1971-1972	Exc. 454 Eng.	A	1,2	5-153X	5-785X
	w/454 Eng.	A	1	5-3147X	5-795X
		A	2	5-212X	
1973-1975		A	1,2	5-3147X	5-795X
1976-1988	w/inside snap rings	A	1,2	5-3147X	5-795X
	w/outside snap rings	A	1,2	5-178X	5-799X
MONZA					
1971-1981		A	1,2	5-153X	5-785X
NOVA					
1962-1979		A	1,2	5-153X	5-785X
VEGA					
1971-1981		A	1,2	5-153X	5-785X
CHRYSLER					
300					
1957	w/MT, w/2 inside snap rings & 2 wing brgs	A	2	5-1404X	
1958-1964	Lube fitting in brg. cup	A	1	5-1407X	
		A	2	5-1306X	5-789X
		A	2	5-1306-1X	
1965	w/MT Lube fitting in brg. cup	A	1	5-1407X	
		A	2	5-1306X	5-789X
		A	2	5-1306-1X	
CONQUEST					
1984-1989	2-Joint Driveshaft	A	1,2	5-1516X	
CORDOBA					
1975-1978	w/2.125" snap ring dim Lube fitting in brg. cup	A	1,2	5-1306X	5-789X
		A	1,2	5-1306-1X	
	w/2.625" snap ring dim	A	1,2	5-1309X	5-811X
1979-1983	Lube fitting in brg. cup	A	1,2	5-1306X	5-789X
		A	1,2	5-1306-1X	



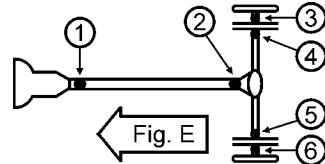
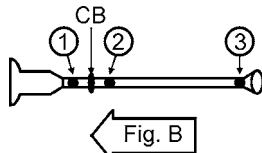
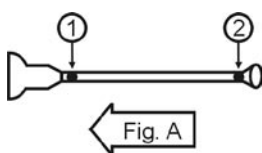
Year	Model & Description	Fig.	Location	Spicer Part No.	SPL Part No.
CHRYSLER					
FIFTH AVENUE					
1983-1989	Lube fitting in brg. cup	A	1,2	5-1306X	5-789X
		A	1,2	5-1306-1X	
IMPERIAL					
1953-1954	w/2 inside snap rings & 2 wing brgs	B	1,2	5-1304X	
1957	w/2 inside snap rings & 2 wing brgs	B	1,3	5-1304X	
	w/4 inside snap rings Lube fitting in brg. cup	B	2	5-1306X	5-789X
		B	2	5-1306-1X	
		B	1	5-1304X	
1958	w/2 inside snap rings & 2 wing brgs	B	1	5-1304X	
	w/4 inside snap rings Lube fitting in brg. cup	B	2,3	5-1306X	5-789X
		B	2,3	5-1306-1X	
		B	1,2,3	5-1304X	
1959	w/2 inside snap rings & 2 wing brgs	B	1	5-1304X	
	w/4 inside snap rings Lube fitting in brg. cup	B	1,2,3	5-1306X	5-789X
		B	1,2,3	5-1306-1X	
		A	1,2	5-1306X	5-789X
1960-1961	Lube fitting in brg. cup	A	1,2	5-1306X	5-789X
		A	1,2	5-1306-1X	
1962-1964	Lube fitting in brg. cup	A	1	5-1405X	
		A	2	5-1306X	5-789X
		A	2	5-1306-1X	
1965-1969		A	1,2	5-213X	5-790X
1970-1971	w/inside snap rings	A	1,2	5-1309X	5-811X
	w/outside snap rings CV centering yoke kit	F	1,2,3,5,6	5-213X	5-790X
		F	CV	210841X	
		A	1,2,3,5,6	5-213X	5-790X
1972-1973	CV centering yoke kit CV ball & seat kit	A	CV	210841X	
		A	CV	210476-1X	
		A	CV	210476-1X	
1974-1975		A	1,2	5-1309X	5-811X
1981-1983	Lube fitting in brg. cup	A	1,2	5-1306X	5-789X
		A	1,2	5-1306-1X	
LEBARON					
1977-1981	Lube fitting in brg. cup	A	1,2	5-1306X	5-789X
		A	1,2	5-1306-1X	
1984-1990	FWD Turbo (Trans.axle)	A	N/A	5-1306-1X	
NEW YORKER					
1953-1954	C60, C626 & 8 Cyl Eng. Estate Wagon w/2 inside snap rings & 2 wing brgs	A	2	5-1304X	
1957	w/MT, w/2 inside snap rings & 2 wing brgs	A	1	5-1404X	



Year	Model & Description	Fig.	Location	Spicer Part No.	SPL Part No.
CHRYSLER					
NEW YORKER					
1958-1964	Lube fitting in brg. cup	A	1	5-1407X	
		A	2	5-1306X	5-789X
		A	2	5-1306-1X	
1965	w/AT	A	1	5-213X	5-790X
	w/MT	A	1	5-1407X	
		A	2	5-1306X	5-789X
	Lube fitting in brg. cup	A	2	5-1306-1X	
1966-1967	Lube fitting in brg. cup	A	1,2	5-1306X	5-789X
		A	1,2	5-1306-1X	
1968-1970	w/383-2BL Eng	A	1,2	5-1306X	5-789X
	Lube fitting in brg. cup	A	1,2	5-1306-1X	
	w/383, 461 or 440 Eng	A	1,2	5-1309X	5-811X
1971-1976	Exc. 440 Eng. w/2.125" snap ring dim	A	1,2	5-1306X	5-789X
		A	1,2	5-1306-1X	
	Lube fitting in brg. cup w/2.625" snap ring dim	A	1,2	5-1309X	5-811X
	440 Eng.	A	1,2	5-1309X	5-811X
1977		A	1,2	5-1309X	5-811X
1978	w/2.125" snap ring dim	A	1,2	5-1306X	5-789X
		A	1,2	5-1306-1X	
	Lube fitting in brg. cup w/2.625" snap ring dim	A	1,2	5-1309X	5-811X
1979-1989	Lube fitting in brg. cup	A	1,2	5-1306X	5-789X
		A	1,2	5-1306-1X	
NEWPORT					
1953-1954	C60, C626 & 8 Cyl Eng. Estate Wagon w/2 inside snap rings & 2 wing brgs	A	2	5-1304X	
1957	w/MT, w/2 inside snap rings & 2 wing brgs	A	1	5-1404X	
1958-1964	Lube fitting in brg. cup	A	1	5-1407X	
		A	2	5-1306X	5-789X
		A	2	5-1306-1X	
SARATOGA					
1953	C60, C626 & 8 Cyl Eng. Estate Wagon w/2 inside snap rings & 2 wing brgs	A	1	5-1304X	
1957	w/MT, w/2 inside snap rings & 2 wing brgs	A	2	5-1304X	
1958-1960	Lube fitting in brg. cup	A	1	5-1407X	
		A	2	5-1306X	5-789X
		A	2	5-1306-1X	
TOWN & COUNTRY VAN					
1984-1991	FWD Intermediate shaft u-joint	N/A	N/A	5-1306X	5-789X

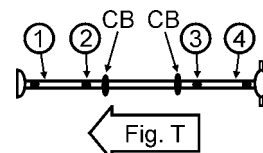
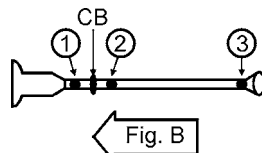
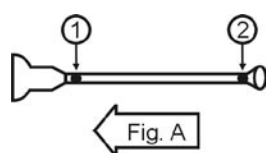


Year	Model & Description	Fig.	Location	Spicer Part No.	SPL Part No.	
CHRYSLER						
WINDSOR						
1953-1954	w/2 inside snap rings & 2 wing brgs	A	1	5-1304X		
1955	C67 w/Power-Flite or Std Trans.	A	1	5-1304X		
1956	C71 w/Power-Flite or Std Trans.	A	2	5-1304X		
1958-1961		A	1	5-1407X		
		A	2	5-1306X	5-789X	
		A	2	5-1306-1X		
DAIMLER						
1954-1960	DK400, DK400B	A	1,2	5-178X	5-799X	
1959-1962	Majestic, Majestic Major, SP250	A	1,2	5-4X		
1963-1968	2.5L 8 Cyl	A	1,2	5-153X	5-785X	
1969-1971	2.5L 8 Cyl	A	1,2	5-153X	5-785X	
		A	1,2	5-153X	5-785X	
	Soverign Exc. Half Shaft w/Half Shaft	A	1,2	5-153X	5-785X	
	E	1,6	5-160X	5-801X		
1972-1974	4.2L Limo Exc. Half Shaft w/Half Shaft	A	1,2	5-178X	5-799X	
		E	1,6	5-160X	5-801X	
	Soverign Exc. Half Shaft w/Half Shaft	A	1,2	5-153X	5-785X	
		E	1,6	5-160X	5-801X	
1976-1980	4.2L Limo Exc. Half Shaft w/Half Shaft	A	1,2	5-178X	5-799X	
		E	1,6	5-160X	5-801X	
	DODGE					
	ASPEN					
1976-1980		A	1,2	5-1306X	5-789X	
		A	1,2	5-1306-1X		
CARAVAN						
1987-1990	FWD Intermediate shaft u-joint	N/A	N/A	5-1306X	5-789X	
CHALLENGER						
1970-1972	w/2.125" snap ring dim	A	1,2	5-1306X	5-789X	
		A	1,2	5-1306-1X		
	w/2.625" snap ring dim	A	1,2	5-1309X	5-811X	
1973-1976		A	1,2	5-1306X	5-789X	
		A	1,2	5-1306-1X		
1978-1980		A	1,2	5-1516X		
1981-1983	w/AT	B	1,2,3	5-1503X		
	w/MT	B	1,2,3	5-1516X		
CHARGER						
1966-1967	w/426 & 440 Eng.	A	1,2	5-213X	5-790X	
	Exc. 426 & 440 Eng.	A	1,2	5-1306X	5-789X	
		A	1,2	5-1306-1X		



Year	Model & Description	Fig.	Location	Spicer Part No.	SPL Part No.
DODGE					
CHARGER					
1968-1978	Exc. 426 & 440 Eng. w/2.125" snap ring dim	A	1	5-1306X	5-789X
		A	2	5-1306X	5-789X
	w/2.625" snap ring dim	A	2	5-1306-1X	
		A	2	5-1309X	5-811X
1979	w/426 & 440 Eng.	A	1,2	5-1309X	5-811X
1979	Lube fitting in brg. cup	A	1,2	5-1306X	5-789X
		A	1,2	5-1306-1X	
1984-1989	w/2.2L Turbo FWD Intermediate shaft u-joint Includes Shelby Charger	N/A	N/A	5-1306X	5-789X
COLT					
1971-1977		A	1,2	5-1503X	
1978-1979	w/1600cc or 2000cc Eng.	A	1,2	5-1503X	
	w/2600cc Eng.	A	1,2	5-1516X	
1980-1984	w/1600cc or 2000cc Eng.	B	1,2,3	5-1503X	
	w/2600cc or Diesel Eng.	B	1,2,3	5-1516X	
1985-1988	Vista	B	1,2,3	5-1503X	
1989	4WD Wagon Colt LA	A	1,2	5-1503X	
	AWD Vista	B	1,2,3	5-1503X	
1990-1991	4WD Wagon Colt LA (100)	A	1,2	5-1503X	
	AWD Vista	T	1,2,3,4	5-1503X	
1992-1995	4WD Wagon, AWD Vista	A	1,2	5-1503X	
CONQUEST					
1984-1989		A	1,2	5-1516X	
CORONET					
1949-1952	7 Pass & 8 Cyl Eng. w/2 inside snap rings & 2 wing brgs	B	1,2,3	5-1304X	
1956	D-63, D-62-2, D-63-3-500 V8 models w/Power-Pack o	A	2	5-1304X	
1957	6 Cyl Eng. w/MT & Power-Flite trans. w/2 inside snap rings & 2 wing brgs	A	1	5-1407X	
		A	2	5-1304X	
	8 Cyl Eng. Exc. Power-Flite & MT w/2 inside snap rings & 2 wing brgs	A	1	5-1405X	
		A	2	5-1304X	
1958-1959	6 Cyl Eng. w/MT & Power-Flite trans.	A	1	5-1407X	
		A	2	5-1306X	5-789X
		A	2	5-1306-1X	
	8 Cyl Eng. Exc. Power-Flite & MT	A	1	5-1405X	
		A	2	5-1306X	5-789X
		A	2	5-1306-1X	
1960-1965	6 Cyl Eng.	A	1	5-1407X	
		A	2	5-1306X	5-789X
		A	2	5-1306-1X	

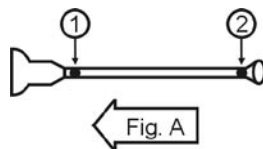
PASS



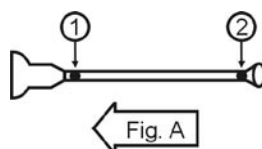
Important: See Safety Information in General Information Section (J300P-GI)

PASS

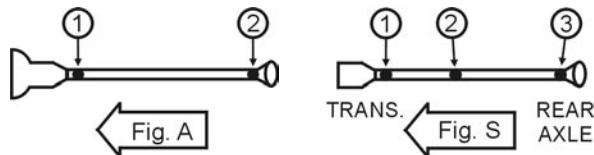
Year	Model & Description	Fig.	Location	Spicer Part No.	SPL Part No.	
DODGE						
CORONET						
1960-1965	8 Cyl Eng. Exc. 426 w/AT	A	1	5-1405X		
		A	2	5-1306X	5-789X	
	w/426 w/AT	Lube fitting in brg. cup	A	2	5-1306-1X	
			A	1,2	5-1306X	5-789X
		Lube fitting in brg. cup	A	1,2	5-1306-1X	
1966-1967	Exc. 426 & 440 Eng.	A	1,2	5-1306X	5-789X	
		Lube fitting in brg. cup	A	1,2	5-1306-1X	
	w/426 & 440 Eng.	A	1,2	5-213X	5-790X	
1968-1978	Exc. 426 & 440 Eng. w/2.125" snap ring dim	A	1	5-1306X	5-789X	
		Lube fitting in brg. cup	A	2	5-1306X	5-789X
	w/2.625" snap ring dim	Lube fitting in brg. cup	A	2	5-1306-1X	
			A	2	5-1309X	5-811X
		w/426 & 440 Eng.	A	1,2	5-1309X	5-811X
1979		Lube fitting in brg. cup	A	1,2	5-1306X	5-789X
			A	1,2	5-1306-1X	
DART						
1960-1963	8 Cyl Eng.	A	1	5-1407X		
	6 Cyl Eng.	A	2	5-1306X	5-789X	
		Lube fitting in brg. cup	A	2	5-1306-1X	
1964-1965	8 Cyl Eng.	A	1	5-1407X		
		Lube fitting in brg. cup	A	2	5-1306X	5-789X
			A	2	5-1306-1X	
1966-1967		Lube fitting in brg. cup	A	1,2	5-1306X	5-789X
			A	1,2	5-1306-1X	
1968-1969	w/2.125" snap ring dim	Lube fitting in brg. cup	A	1,2	5-1306X	5-789X
			A	1,2	5-1306-1X	
	w/2.625" snap ring dim	A	1,2	5-1309X	5-811X	
1970-1976		Lube fitting in brg. cup	A	1,2	5-1306X	5-789X
			A	1,2	5-1306-1X	
DAYTONA						
1984-1993	FWD Intermediate shaft u-joint	N/A	N/A	5-1306X	5-789X	
DEMON						
1960-1963	8 Cyl Eng.	A	1	5-1407X		
	6 Cyl Eng.	A	2	5-1306X	5-789X	
		Lube fitting in brg. cup	A	2	5-1306-1X	
1964-1965	8 Cyl Eng.	A	1	5-1407X		
		Lube fitting in brg. cup	A	2	5-1306X	5-789X
			A	2	5-1306-1X	



Year	Model & Description	Fig.	Location	Spicer Part No.	SPL Part No.
DODGE					
DEMON					
1966-1967	Lube fitting in brg. cup	A	1,2	5-1306X	5-789X
		A	1,2	5-1306-1X	
1968-1969	w/2.125" snap ring dim Lube fitting in brg. cup	A	1,2	5-1306X	5-789X
		A	1,2	5-1306-1X	
	w/2.625" snap ring dim	A	1,2	5-1309X	5-811X
1970-1976	Lube fitting in brg. cup	A	1,2	5-1306X	5-789X
		A	1,2	5-1306-1X	
DIPLOMAT					
1977-1978	Lube fitting in brg. cup	A	1,2	5-1306X	5-789X
		A	1,2	5-1306-1X	
1979	Includes St Regis Lube fitting in brg. cup	A	1,2	5-1306X	5-789X
		A	1,2	5-1306-1X	
1980-1981	Includes Mirada & St Regis Lube fitting in brg. cup	A	1,2	5-1306X	5-789X
		A	1,2	5-1306-1X	
1982-1983	Includes Mirada Lube fitting in brg. cup	A	1,2	5-1306X	5-789X
		A	1,2	5-1306-1X	
1984-1989	Lube fitting in brg. cup	A	1,2	5-1306X	5-789X
		A	1,2	5-1306-1X	
MAGNUM					
1978	Exc. 426 & 440 Eng. w/2.125" snap ring dim Lube fitting in brg. cup	A	1	5-1306X	5-789X
		A	2	5-1306X	5-789X
	w/2.625" snap ring dim	A	2	5-1306-1X	
		A	2	5-1309X	5-811X
	w/426 & 440 Eng.	A	1,2	5-1309X	5-811X
1979	Lube fitting in brg. cup	A	1,2	5-1306X	5-789X
		A	1,2	5-1306-1X	
MONACO & ROYAL MONACO					
1965	6 Cyl Eng. Lube fitting in brg. cup	A	1	5-1407X	
		A	2	5-1306X	5-789X
		A	2	5-1306-1X	
	8 Cyl Eng. Exc. 426 w/AT Lube fitting in brg. cup w/426 w/AT	A	1	5-1405X	
		A	2	5-1306X	5-789X
		A	2	5-1306-1X	
		A	1,2	5-1306X	5-789X
		A	1,2	5-1306-1X	
1966-1967	Exc. 426 & 440 Eng. Lube fitting in brg. cup	A	1,2	5-1306X	5-789X
		A	1,2	5-1306-1X	
	w/426 & 440 Eng.	A	1,2	5-213X	5-790X



Year	Model & Description	Fig.	Location	Spicer Part No.	SPL Part No.	
DODGE						
MONACO & ROYAL MONACO						
1968-1978	Exc. 426 & 440 Eng. w/2.125" snap ring dim	A	1	5-1306X	5-789X	
		A	2	5-1306X	5-789X	
			Lube fitting in brg. cup			
	w/2.625" snap ring dim	A	2	5-1306-1X		
		A	2	5-1309X	5-811X	
w/426 & 440 Eng.	A	1,2	5-1309X	5-811X		
OMNI						
1984-1989	FWD Intermediate shaft u-joint w/2.2L Turbo , includes 024	N/A	N/A	5-1306X	5-789X	
SPIRIT						
1989-1991	FWD Intermediate shaft u-joint w/Turbo	N/A	N/A	5-1306X	5-789X	
SWINGER						
1960-1963	8 Cyl Eng. 6 Cyl Eng.	A	1	5-1407X		
		A	2	5-1306X	5-789X	
				Lube fitting in brg. cup		
1964-1965	8 Cyl Eng.	A	1	5-1407X		
		A	2	5-1306X	5-789X	
				Lube fitting in brg. cup		
1966-1967		A	1,2	5-1306X	5-789X	
				Lube fitting in brg. cup		
1968-1969	w/2.125" snap ring dim	A	1,2	5-1306X	5-789X	
				Lube fitting in brg. cup		
		A	1,2	5-1306-1X		
	w/2.625" snap ring dim	A	1,2	5-1309X	5-811X	
				Lube fitting in brg. cup		
1970-1976		A	1,2	5-1306X	5-789X	
				Lube fitting in brg. cup		
1970-1976		A	1,2	5-1306X	5-789X	
				Lube fitting in brg. cup		
VIPER						
1992-2004		A	1,2	5-178X	5-799X	
EAGLE						
1989	Summit Wagon 4WD	A	1,2	5-1503X		
1990	Talon 4WD	S	1,2,3	5-1503X		
1991-1995	Summit Wagon 4WD	A	1,2	5-1503X		
	Talon 4WD	S	1,2,3	5-1503X		
FIAT						
1965-1976	103D After Serial # 52603	Non-lube	A	1,2	5-101X	
		Lube	A	1,2	5-111X	
				Through Serial # 52603		
1965-1976	103E, 103H, 1200	Non-Lube	A	1,2	5-101X	
		Lube	A	1,2	5-111X	



Year	Model & Description	Fig.	Location	Spicer Part No.	SPL Part No.	
FIAT						
1965-1976	1100 After Serial # 52603	Non-lube	A	1,2	5-101X	
		Lube	A	1,2	5-111X	
	Through Serial # 52603		A	1,2	5-4X	
1966-1980	124, 131	Non-Lube	A	1,2	5-101X	
		Lube	A	1,2	5-111X	
1965-1979	127, 128, 130 Non-Replaceable U-Joints	A	1,2			
1965-1976	1400, 1900	A	1,2	5-4X		
1965-1976	1500, 1800, 2100, SPIDER 2000	Non-Lube	A	1,2	5-101X	
		Lube	A	1,2	5-111X	

FORD**CROWN VICTORIA**

1992-1994	w/trailer towing Pkg.	A	1,2	5-1203X	5-790X	
	Exc. trailer towing Pkg.		A	1,2	5-153X	5-785X
		Lube fitting in brg. cup	A	1,2	5-433-1X	
1995-2006	w/4.6L Eng.	A	1,2	5-213X	5-812X	

CUSTOM

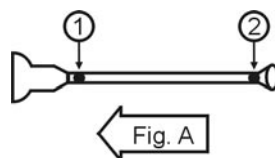
1949-1955		A	1	5-2011X	
	w/2 inside snap rings & 2 wing brgs	A	2	5-2031X	
1956-1959	w/inside snap rings	A	1	5-2011X	
	w/2 inside snap rings & 2 wing brgs	A	2	5-2031X	
	w/outside snap rings	A	1,2	5-153X	5-785X
1960		A	1,2	5-153X	5-785X
1961-1962	w/223, 292, 352, 390 or 406 Eng. Exc. OD	A	1	5-1200X	
		A	2	5-1201X	5-787X
	w/223, 292, 352, 390 or 406 Eng. w/OD	A	1	5-1203X	5-790X
		A	2	5-1204X	5-792X
1963-1972	w/240, 289, 302, 351-2BL or 352-2BL Eng.	A	1	5-1200X	
		A	2	5-1201X	5-787X
	w/351-4BL, 3524BL, 390, 400, 427 or 482 Eng.	A	1	5-1203X	5-790X
		A	2	5-1204X	5-792X

EDSEL

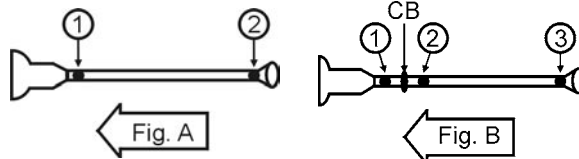
1958-1960		A	1,2	5-153X	5-785X
-----------	--	---	-----	--------	--------

ELITE

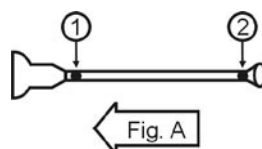
1974-1976	w/351 Eng. w/3.219" outside yoke dim	A	1	5-1200X	
		A	2	5-1201X	5-787X
	w/3.625" outside yoke dim	A	1	5-1203X	5-790X
		A	2	5-1204X	5-792X
	w/400 or 460 Eng.	A	1	5-1203X	5-790X
		A	2	5-1204X	5-792X



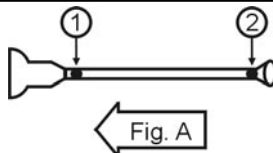
Year	Model & Description	Fig.	Location	Spicer Part No.	SPL Part No.
FORD					
FAIRLANE					
1962-1969	240, 289, 302, 351-2BL, 352-2BL Eng.	A	1	5-1200X	
		A	2	5-1201X	5-787X
	351-4BL, 352-4BL, 390, 427, 428 Eng.	A	1	5-1203X	5-790X
		A	2	5-1204X	5-792X
1970-1971	w/351 Eng. w/3.219" outside yoke dim	A	1	5-1200X	
		A	2	5-1201X	5-787X
	w/3.625" outside yoke dim	A	1	5-1203X	5-790X
		A	2	5-1204X	5-792X
	w/400 or 460 Eng.	A	1	5-1203X	5-790X
		A	2	5-1204X	5-792X
FAIRMONT					
1978		A	1	5-1200X	
		A	2	5-1201X	5-787X
		B	3	5-178X	5-799X
1979-1983		A	1,2	5-1200X	
FALCON					
1960-1962		Non-Lube	A	1,2	5-100X
		Lube	A	1,2	5-105X
1963-1964	w/inside snap rings	Non-lube	A	1,2	5-100X
		Lube	A	1,2	5-105X
	w/2 inside & 2 outside snap rings	A	1	5-1200X	
		A	2	5-1201X	5-787X
1965-1967	w/170 Eng.	Lube	A	1,2	5-105X
		Non-lube	A	1,2	5-100X
	w/200 or 289 Eng. w/inside snap rings w/1.719" Snap Ring Dim	Lube	A	1	5-105X
		Non-lube	A	1	5-100X
	w/2.344" Snap Ring Dim	A	1	5-2011X	
		Lube	A	2	5-105X
	Non-Lube	A	2	5-100X	
		A	1	5-1200X	
	w/inside & outside snap rings w/2.343" Snap Ring Dim	A	2	5-2173X	
		A	2	5-1201X	5-787X
w/2.390" Snap Ring Dim					
1968-1970	w/170 Eng.	Lube	A	1,2	5-105X
		Non-lube	A	1,2	5-100X
	w/200 Eng. w/inside snap rings	Non-Lube	A	1,2	5-100X
		Lube	A	1,2	5-105X
	w/inside & outside snap rings	A	1	5-1200X	
		A	2	5-1201X	5-787X



Year	Model & Description	Fig.	Location	Spicer Part No.	SPL Part No.	
FORD						
FALCON						
1968-1970	w/289 or 302 Eng.	A	1	5-1200X		
		A	2	5-1201X	5-787X	
1971		A	1	5-1200X		
		A	2	5-1201X	5-787X	
GALAXIE						
1959	w/inside snap rings	A	1	5-2011X		
	w/2 inside snap rings & 2 wing brgs	A	2	5-2031X		
	w/outside snap rings	A	1,2	5-153X	5-785X	
1960		A	1,2	5-153X	5-785X	
1961-1962	w/223, 292, 352, 390 or 406 Eng. Exc. overdrive	A	1	5-1200X		
		A	2	5-1201X	5-787X	
	w/overdrive	A	1	5-1203X	5-790X	
		A	2	5-1204X	5-792X	
1963-1972	w/240, 289, 302 Eng.	A	1	5-1200X		
		A	2	5-1201X	5-787X	
	w/351-2BL or 352-2BL Eng.	A	1	5-1200X		
		A	2	5-1201X	5-787X	
	w/351-4BL, 352-4BL Eng.	A	1	5-1203X	5-790X	
		A	2	5-1204X	5-792X	
	w/390, 400, 427 or 482 Eng.	A	1	5-1203X	5-790X	
		A	2	5-1204X	5-792X	
	1973-1974	w/351 Eng. w/3.219" outside yoke dim	A	1	5-1200X	
			A	2	5-1201X	5-787X
		w/3.625" outside yoke dim	A	1	5-1203X	5-790X
			A	2	5-1204X	5-792X
w/400 or 460 Eng.		A	1	5-1203X	5-790X	
		A	2	5-1204X	5-792X	
GRANADA						
1975-1978	w/3.219" outside yoke dim	A	1	5-1200X		
		A	2	5-1201X	5-787X	
	w/3.625" outside yoke dim	A	1	5-1203X	5-790X	
		A	2	5-1204X	5-792X	
1979-1980		A	1	5-1200X		
		A	2	5-1201X	5-787X	
1981-1982		A	1,2	5-1200X		

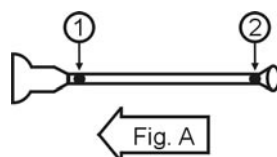


Year	Model & Description	Fig.	Location	Spicer Part No.	SPL Part No.
FORD					
LTD					
1965-1972	w/240, 289, 302, 351-2BL or 352-2BL Eng.	A	1	5-1200X	
		A	2	5-1201X	5-787X
	w/351-4BL, 352-4BL, 390, 400, 427 or 482 Eng.	A	1	5-1203X	5-790X
		A	2	5-1204X	5-792X
1973-1977	w/351 Eng. w/3.219" outside yoke dim	A	1	5-1200X	
		A	2	5-1201X	5-787X
	w/3.625" outside yoke dim	A	1	5-1203X	5-790X
		A	2	5-1204X	5-792X
	w/400 or 460 Eng.	A	1	5-1203X	5-790X
		A	2	5-1204X	5-792X
1978	w/302 Eng.	A	1	5-1200X	
		A	2	5-1201X	5-787X
	w/351 Eng. w/3.219" outside yoke dim	A	1	5-1200X	
		A	2	5-1201X	5-787X
	w/3.625" outside yoke dim	A	1	5-1203X	5-790X
		A	2	5-1204X	5-792X
	w/400 or 460 Eng.	A	1	5-1203X	5-790X
		A	2	5-1204X	5-792X
1979	Exc. police cars & vehicles w/trailer towing Pkg.	A	1,2	5-1200X	
	Police cars & vehicles w/trailer towing Pkg.	A	1,2	5-1203X	5-790X
1980-1981	Exc. police cars & vehicles w/trailer towing Pkg.	A	1,2	5-1200X	
	Police cars & vehicles w/trailer towing Pkg.	A	1,2	5-1203X	5-790X
1982	Exc. 351 Eng.	A	1,2	5-153X	5-785X
	w/350 Eng.	A	1,2	5-213X	5-790X
LTD CROWN VICTORIA					
1955		A	1	5-2011X	
	w/2 inside snap rings & 2 wing brgs	A	2	5-2031X	
1956	w/inside snap rings	A	1	5-2011X	
	w/outside snap rings	A	1,2	5-153X	5-785X
	w/2 inside snap rings & 2 wing brgs	A	2	5-2031X	
1979-1981	Exc. police cars & vehicles w/trailer towing Pkg.	A	1,2	5-1200X	
	Police cars & vehicles w/trailer towing Pkg.	A	1,2	5-1203X	5-790X
1982-1983	Exc. 351 Eng.	A	1,2	5-153X	5-785X
	w/351 Eng.	A	1,2	5-213X	5-790X
1984-1991	Exc. 351 Eng. Exc. trailer towing pkg. w/trailer towing Pkg.	A	1,2	5-1200X	
		A	1,2	5-1203X	5-790X
	w/351 Eng.	A	1,2	5-1203X	5-790X
1992	Exc. trailer towing Pkg.	A	1,2	5-153X	5-785X
		A	1,2	5-433-1X	
	w/trailer towing Pkg.	A	1,2	5-1203X	5-790X



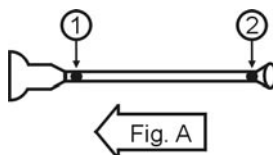
Year	Model & Description	Fig.	Location	Spicer Part No.	SPL Part No.	
FORD						
LTD II						
1977-1979		A	1	5-1203X	5-790X	
		A	2	5-1204X	5-792X	
MAVERICK						
1970-1973	w/170, 200, 250, 289, 302-2BL, 252-2BL Eng.	A	1	5-1203X	5-790X	
		A	2	5-1204X	5-792X	
	w/351-4BL, 352-4BL, 428 or 429 Eng.	A	1	5-1203X	5-790X	
		A	2	5-1204X	5-792X	
1974-1978		A	1	5-1200X		
		A	2	5-1201X	5-787X	
1979		A	1,2	5-1200X		
MUSTANG						
1965	w/170 Eng.	Non-lube	A	1,2	5-100X	
		Lube	A	1,2	5-105X	
	w/200 Eng. w/1.719" snap ring dim	Non-Lube	A	1,2	5-100X	
		Lube	A	1,2	5-105X	
		w/3.219" snap ring dim	A	1	5-1200X	
			A	2	5-1201X	5-787X
	w/260 or 289 Eng. w/2.344" snap ring dim	w/3.219" outside yoke dim	A	1	5-2011X	
			A	2	5-2173X	
			A	1	5-1200X	
			A	2	5-1201X	5-787X
1966	w/200 Eng. w/MT	Non-Lube	A	1,2	5-100X	
		Lube	A	1,2	5-105X	
	w/AT	A	1	5-2011X		
		A	2	5-2173X		
	w/289 Eng.	A	1	5-2011X		
		A	2	5-2173X		
1967	w/200 Eng. w/MT	Non-Lube	A	1,2	5-100X	
		Lube	A	1,2	5-105X	
	w/AT	A	1	5-1200X		
		A	2	5-1201X	5-787X	
	w/289 Eng.	A	1	5-1200X		
		A	2	5-1201X	5-787X	
	w/390 Eng.	A	1	5-1203X	5-790X	
		A	2	5-1204X	5-792X	
1968-1969	w/200 Eng. Exc. 4 Spd. Trans	Non-Lube	A	1,2	5-100X	
		Lube	A	1,2	5-105X	
	w/4 Spd. Trans	A	1	5-1200X		
		A	2	5-1201X	5-787X	

PASS



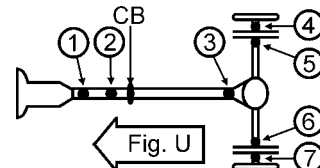
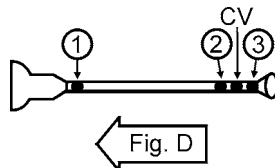
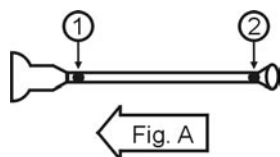
PASS

Year	Model & Description	Fig.	Location	Spicer Part No.	SPL Part No.
FORD					
MUSTANG					
1968-1969	w/250, 302 or 351 Eng.	A	1	5-1200X	
		A	2	5-1201X	5-787X
	w/390, 427 or 428 Eng.	A	1	5-1203X	5-790X
		A	2	5-1204X	5-792X
1970-1973	w/170, 200, 250, 289, 302-2BL, 252-2BL Eng.	A	1	5-1203X	5-790X
		A	2	5-1204X	5-792X
	w/351-4BL, 352-4BL, 428 or 429 Eng.	A	1	5-1203X	5-790X
		A	2	5-1204X	5-792X
1974-1978		A	1	5-1200X	
		A	2	5-1201X	5-787X
1979-1986		A	1,2	5-1200X	
1987	w/2.3L Eng.	A	1,2	5-153X	5-785X
	w/5.0L Eng. w/AT w/MT	A	1,2	5-1200X	
1988-1993	w/2.3L Eng.	A	1,2	5-153X	5-785X
	w/5.0L Eng. w/AT w/MT	A	1,2	5-153X	5-785X
		A	1,2	5-1203X	5-790X
1994	w/3.8L Eng. Lube fitting in Body Lube fitting in brg. cup	A	1,2	5-153X	5-785X
		A	1,2	5-433-1X	
	w/5.0L Eng.	A	1,2	5-1203X	5-790X
1995		A	1,2	5-1203X	5-790X
1996-1999		A	1,2	5-1204X	5-792X
2000-2001		A	1,2	5-213X	5-812X
2002-2004	Exc. Cobra	A	1,2	5-213X	5-812X
	Cobra	A	1,2	5-178X	5-799X
PINTO					
1971-1980		A	1	5-1200X	
		A	2	5-1201X	5-787X
RANCHERO					
1962-1969	240, 289, 302, 351-2BL, 352-2BL Eng.	A	1	5-1200X	
		A	2	5-1201X	5-787X
	351-4BL, 352-4BL, 390, 427, 428 Eng.	A	1	5-1203X	5-790X
		A	2	5-1204X	5-792X
1970-1976	w/351 Eng. w/3.219" outside yoke dim	A	1	5-1200X	
		A	2	5-1201X	5-787X
	w/3.625" outside yoke dim	A	1	5-1203X	5-790X
		A	2	5-1204X	5-792X
	w/400 or 460 Eng.	A	1	5-1203X	5-790X
		A	2	5-1204X	5-792X



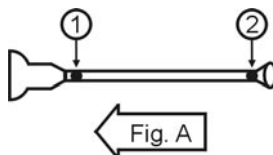
Year	Model & Description	Fig.	Location	Spicer Part No.	SPL Part No.
FORD					
RANCHERO					
1977-1979		A	1	5-1203X	5-790X
		A	2	5-1204X	5-792X
TEMPO					
1987		U	1 THRU 7	5-443X	
1988-1992	AWD Lube fitting in Body	U	1,2,3	5-1200X	
		U	1,2,3	5-443X	
		U	4,5,6,7	5-443X	
		U	4,5,6,7	5-443X	
THUNDERBIRD					
1955-1961		A	1,2	5-1200X	
1962		A	1	5-1202X	5-787X
		A	2	5-1203X	5-790X
1963-1966		A	1,2	5-1203X	5-790X
1967	2 Door Landau or Hardtop	A	1	5-1203X	5-790X
		A	2	5-1204X	5-792X
	4 Door Landau	A	1,2	5-1203X	5-790X
1968-1971	CV seat repair kit	A	1,2,3,4	5-3147X	5-795X
		A	CV	211007X	
1972-1976		A	1,2	5-1203X	5-790X
1977-1979		A	1	5-1203X	5-790X
		A	2	5-1204X	5-792X
1980	CV centering yoke kit	D	1	5-153X	5-785X
		D	2,3	5-433-1X	
		D	CV	211229X	
1981-1982	CV centering yoke kit	D	1,2,3	5-1200X	
		D	CV	211229X	
1983-1986		A	1,2	5-1200X	
1987-1988	w/AT	A	1,2	5-1200X	
	w/MT	A	1,2	5-1203X	5-790X
1989-1991	w/MT	A	1,2	5-1203X	5-790X
	w/AT & 7.5" ring gear	A	1,2	5-1200X	
	w/AT & 8.8" ring gear	A	1,2	5-1203X	5-790X
1992	w/MT	A	1,2	5-1203X	5-790X
	w/AT & 7.5" ring gear	A	1,2	5-153X	5-785X
	w/AT & 8.8" ring gear	A	1,2	5-433-1X	
1993	w/3.8L Exc. SC	A	1,2	5-1203X	5-790X
	w/3.8L & Super Charger & w/5.0L	A	1,2	5-153X	5-785X
1994-1997	w/3.8L & Super Coupe or 4L 8 Cyl Eng.	A	1,2	5-213X	5-790X
	w/inside & outside snap rings	A	1,2	5-1203X	5-790X

PASS



Important: See Safety Information in General Information Section (J300P-GI)

Year	Model & Description	Fig.	Location	Spicer Part No.	SPL Part No.
FORD					
TORINO					
1968-1969	240, 289, 302, 351-2BL, 352-2BL Eng.	A	1	5-1200X	
		A	2	5-1201X	5-787X
	351-4BL, 352-4BL, 390, 427, 428 Eng.	A	1	5-1203X	5-790X
		A	2	5-1204X	5-792X
1970-1976	w/351 Eng. w/3.219" outside yoke dim	A	1	5-1200X	
		A	2	5-1201X	5-787X
	w/3.625" outside yoke dim	A	1	5-1203X	5-790X
		A	2	5-1204X	5-792X
	w/400 or 460 Eng.	A	1	5-1203X	5-790X
		A	2	5-1204X	5-792X
FORD BRITISH					
1959-1961	Anglia	Lube	A	1,2	5-111X
		Non-lube	A	1,2	5-101X
1962	Anglia	Lube	A	1,2	5-111X
		Non-lube	A	1,2	5-101X
	Zephyr, Zodiac MKII, Consul	Lube	A	1,2	5-111X
		Non-lube	A	1,2	5-101X
Zodiac MKIII, MKIV	A	1,2	5-4X		
1963-1968	Anglia	Lube	A	1,2	5-111X
		Non-lube	A	1,2	5-101X
	Cortina MKI, MKII & Corsair	Lube	A	1,2	5-111X
		Non-lube	A	1,2	5-101X
	Zephyr, Zodiac MKII, Consul	Lube	A	1,2	5-111X
		Non-lube	A	1,2	5-101X
Zodiac MKIII, MKIV	A	1,2	5-4X		
1969-1970	Cortina MKI, MKII & Corsair	Lube	A	1,2	5-111X
		Non-lube	A	1,2	5-101X
	Zephyr, Zodiac MKII, Consul	Lube	A	1,2	5-111X
		Non-lube	A	1,2	5-101X
Zodiac MKIII, MKIV	A	1,2	5-4X		
1971-1972	Zephyr, Zodiac MKII, Consul	Lube	A	1,2	5-111X
		Non-lube	A	1,2	5-101X
	Zodiac MKIII, MKIV	A	1,2	5-4X	
HILLMAN					
1945-1971	California, Estate Car, Huskey, Imp, and Minx	Lube	A	1,2	5-111X
		Non-lube	A	1,2	5-101X
HYUNDAI					
1984-1988	PONY	A	1,2	5-443X	
1984-1987	STELLAR	A	1,2	5-443X	



Year	Model & Description	Fig.	Location	Spicer Part No.	SPL Part No.
JAGUAR					
1953-1961	2-Joint Driveshaft	E	1,2	5-4X	
		E	3,4,5,6	5-160X	5-801X
1962-1987	2-Joint Driveshaft	E	1,2	5-153X	5-785X
		E	3,4,5,6	5-160X	5-801X
	3-Joint Driveshaft	U	1,2,3	5-153X	5-812X
		U	4,5,6,7	5-160X	5-801X
1988-1989	Driveshaft with Staked-in Joints	U	1,2,3	N/A	N/A
		U	4,5,6,7	5-160X	5-801X

JENSEN

1954-1970		A	1,2	5-178X	5-799X
-----------	--	---	-----	--------	--------

LAGONDA

1961-1970	Raptide	A	1,2	5-178X	5-799X
	w/Half Shaft	E	3,4,5,6	5-160X	5-801X

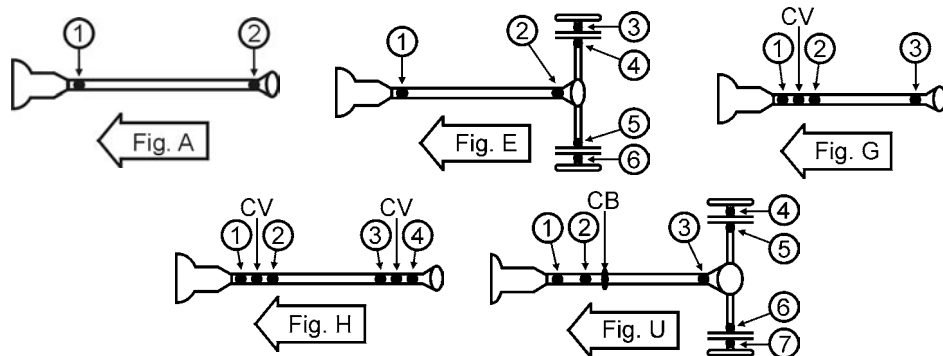
LINCOLN

CAPRI

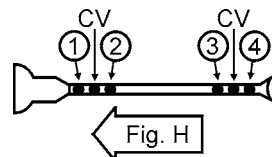
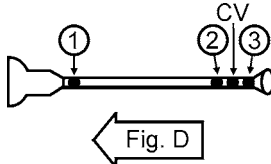
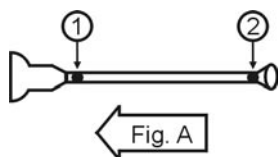
1952-1959		A	1,2	5-153X	5-785X
-----------	--	---	-----	--------	--------

CONTINENTAL

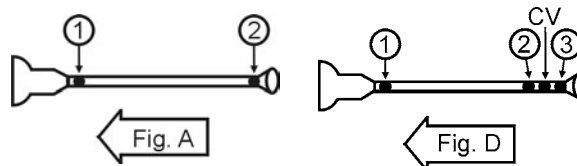
1949-1959		A	1,2	5-153X	5-785X
1960		A	1	5-213X	5-790X
		A	2	5-134X	
1961-1962		G	1,2	5-213X	5-790X
		G	3	5-134X	
1963-1965		G	1,2,3	5-213X	5-790X
		G	CV	210841X	
		G	CV	210476-1X	
1966-1976		H	1,2,3,4	5-213X	5-790X
		H	CV	210841X	
		H	CV	210476-1X	
1977	To 5-1-77	H	1,2,3,4	5-213X	5-790X
		H	CV	210841X	
		H	CV	210476-1X	
	From 5-1-77	H	1,2,3,4	5-3147X	5-795X
		H	CV	211009X	
H	CV	211007X			



Year	Model & Description	Fig.	Location	Spicer Part No.	SPL Part No.
LINCOLN					
CONTINENTAL					
1978-1979	CV ball & seat kit	H	1,2,3,4	5-3147X	5-795X
		H	CV	211009X	
		H	CV	211007X	
1980	w/trailer towing Pkg.	A	1,2	5-1203X	5-790X
	Exc. trailer towing Pkg.	A	1,2	5-1200X	
1981		A	1,2	5-1200X	
1982-1983	CV centering yoke kit	A	1,2,3	5-1200X	
		D	CV	211229X	
1984-1987		D	1,2,3	5-1200X	
COSMOPOLITAN					
1949-1954		A	1,2	5-153X	5-785X
LIDO					
1950-1951		A	1,2	5-153X	5-785X
MARK II					
1955-1956		A	1,2	5-153X	5-785X
MARK III					
1968	CV centering yoke kit	H	1,2,3,4	5-213X	5-790X
		H	CV	210841X	
		H	CV	210476-1X	
1969-1971	CV ball & seat kit	H	1,2,3,4	5-3147X	5-795X
		H	CV	211008X	
		H	CV	211007X	
MARK IV					
1972-1976		A	1,2	5-1203X	5-790X
MARK V					
1977		A	1,2	5-1203X	5-790X
1978		A	1	5-1203X	5-790X
		A	2	5-1204X	5-792X
1979		A	1,2	5-1203X	5-790X
MARK VI					
1980	w/trailer towing Pkg.	A	1,2	5-1203X	5-790X
	Exc. trailer towing Pkg.	A	1,2	5-1200X	
1981		A	1,2	5-1200X	
1982-1983	w/trailer towing Pkg.	A	1,2	5-1203X	5-790X
	Exc. trailer towing Pkg.	A	1,2	5-1200X	
MARK VII					
1984-1991		D	1,2,3	5-1200X	

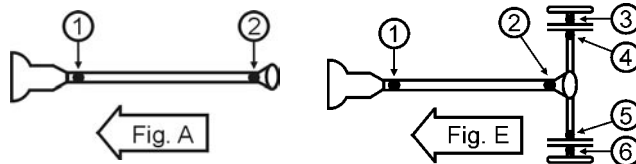


Year	Model & Description	Fig.	Location	Spicer Part No.	SPL Part No.
LINCOLN					
MARK VII					
1992	Lube fitting in Body	A	1,2	5-153X	5-785X
	Lube fitting in brg. cup	A	1,2	5-433-1X	
MARK VIII					
1993-1994		A	1,2	5-213X	5-790X
	w/inside & outside snap rings	A	1,2	5-1203X	5-790X
1995	Includes Mark VIII LSC	A	1,2	5-213X	5-812X
	w/inside & outside snap rings	A	1,2	5-1203X	5-790X
1996-1998	Includes Mark VIII LSC	A	1,2	5-213X	5-812X
PREMIERE					
1956-1959		A	1,2	5-153X	5-785X
1960		A	1	5-213X	5-790X
		A	2	5-134X	
SPORT					
1949-1951		A	1,2	5-153X	5-785X
TOWN CAR					
1982-1991	w/trailer towing Pkg.	A	1,2	5-1203X	5-790X
	Exc. trailer towing Pkg.	A	1,2	5-1200X	
1992-1998	w/trailer towing Pkg.	A	1,2	5-1203X	5-790X
	Exc. trailer towing Pkg.	A	1,2	5-153X	5-785X
		A	1,2	5-433-1X	
1999-2002		A	1,2	5-1203X	5-790X
2003-2006	Exc. Long Wheelbase	A	1,2	5-213X	5-812X
	w/ Long Wheelbase	A	1,2	N/A	N/A
VERSAILLES					
1977-1978		D	1,2,3	5-213X	5-790X
	CV centering yoke kit	D	CV	211520X	
	CV ball & seat repair kit	D	CV	210476-1X	
1979	w/3.469" outside yoke dim	D	1,2,3	5-153X	5-785X
	w/3.875" outside yoke dim	D	1,2,3	5-213X	5-790X
	w/3.469" outside yoke dim	D	CV	211198X	
	w/3.875" outside yoke dim	D	CV	210476-1X	
1980		D	1	5-153X	5-785X
		D	2,3	5-433-1X	
	CV centering yoke kit	D	CV	211198X	
LOTUS					
1957-1961	Climax Super, LeMans, Sports	A	1,2	5-111X	
		A	1,2	5-101X	



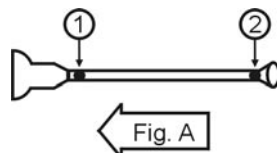
Important: See Safety Information in General Information Section (J300P-GI)

Year	Model & Description	Fig.	Location	Spicer Part No.	SPL Part No.	
LOTUS						
1962-1963	Climax Super, LeMans, Sports	Lube	A	1,2	5-111X	
		Non-lube	A	1,2	5-101X	
	Elan, Elite	Lube	E	1,2	5-111X	
		Non-lube	E	1,2	5-101X	
		Half Shaft	E	3,4,5,6	5-4X	
1964-1971	Elan, Elite	Lube	E	1,2	5-111X	
		Non-lube	E	1,2	5-101X	
		Half Shaft	E	3,4,5,6	5-4X	
MASERATI						
1958-1962		A	1,2	5-178X	5-799X	
MAZDA						
1979-1982	626	A	1,2	5-1504X		
1972-1977	828	A	1,2	5-1504X		
1977-1981	GLC	A	1,2	5-1514X		
1976-1977	MISER	A	1,2	5-1514X		
1971-1973	R100	A	1,2	5-1504X		
1971-1974	RX2	A	1,2	5-1504X		
1972-1978	RX3	A	1,2	5-1504X		
1979-1982	RX7	A	1,2	5-1504X		
MERCURY						
BOBCAT						
1974-1980		A	1	5-1200X		
		A	2	5-1201X	5-787X	
CAPRI						
1979-1986		A	1,2	5-1200X		
COMET						
1960-1962	w/144, 170 or 200 Eng.	Lube	A	1,2	5-105X	
		Non-lube	A	1,2	5-100X	
1963-1964	w/144, 170 or 200 Eng.	Lube	A	1,2	5-105X	
		Non-lube	A	1,2	5-100X	
	w/260 or 289 Eng.	A	1	5-153X	5-785X	
		A	2	5-1201X	5-787X	
1965	w/200 Eng. w/AT	A	1	5-153X	5-785X	
		A	2	5-1201X	5-787X	
	w/MT	Lube	A	1,2	5-105X	
		Non-Lube	A	1,2	5-100X	



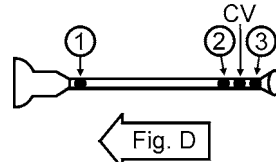
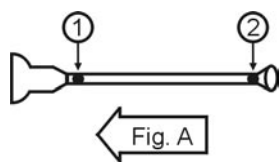
Year	Model & Description	Fig.	Location	Spicer Part No.	SPL Part No.	
MERCURY						
COMET						
1965	w/289 Eng. Exc. spec 4 spd trans w/inside Snap Ring	A	1	5-2011X		
		A	2	5-2173X		
	w/outside snap rings w/Spec 4 Spd. Trans.	A	1	5-153X	5-785X	
		A	2	5-1201X	5-787X	
		A	1	5-1203X	5-790X	
		A	2	5-1204X	5-792X	
1966-1967	w/200 or 289 Eng.	A	1	5-153X	5-785X	
		A	2	5-1201X	5-787X	
	w/390 Eng. To 1-1-66 From 1-1-66	A	1	5-213X	5-790X	
		A	2	5-1201X	5-787X	
		A	2	5-1204X	5-792X	
	w/427 Eng.	A	1	5-1203X	5-790X	
		A	2	5-1204X	5-792X	
	1968-1969	w/200, 250, 302 or 351 Eng.	A	1	5-1200X	
			A	2	5-1201X	5-787X
w/390, 427 or 428 Eng.		A	1	5-1203X	5-790X	
		A	2	5-1204X	5-792X	
1970	w/250 or 302 Eng.	A	1	5-1200X		
		A	2	5-1201X	5-787X	
	w/351 Eng., w/3 Spd or C4 trans	A	1	5-1200X		
		A	2	5-1201X	5-787X	
	w/351 & 429 Eng., w4 Spd or C6 trans	A	1	5-1203X	5-790X	
		A	2	5-1204X	5-792X	
1971-1977		A	1	5-1200X		
		A	2	5-1201X	5-787X	
COUGAR/XR7						
1967-1968	w/289 or 302 Eng.	A	1	5-1200X		
		A	2	5-1201X	5-787X	
	w/390 or 427 Eng.	A	1	5-1203X	5-790X	
		A	2	5-1204X	5-792X	
1969-1970	w/302 Eliminator Eng.	A	1	5-1203X	5-790X	
		A	2	5-1204X	5-792X	
	w/351 Eng.	A	1	5-1200X		
		A	2	5-1201X	5-787X	
	w/390, 427 or 428 Eng.	A	1	5-1203X	5-790X	
		A	2	5-1204X	5-792X	
1971-1972	w/351 Eng. Exc. 4 Spd. MT	A	1	5-1200X		
		A	2	5-1201X	5-787X	

PASS



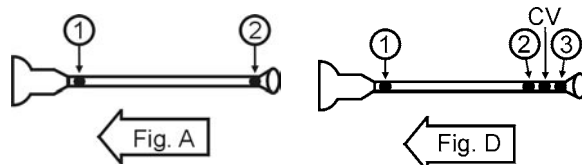
PASS

Year	Model & Description	Fig.	Location	Spicer Part No.	SPL Part No.
MERCURY					
COUGAR/XR7					
1971-1972	w/4 Spd. MT	A	1	5-1203X	5-790X
		A	2	5-1204X	5-792X
	w/429 Eng.	A	1	5-1203X	5-790X
		A	2	5-1204X	5-792X
1973		A	1	5-1200X	
		A	2	5-1201X	5-787X
1974		A	1	5-1203X	5-790X
		A	2	5-1204X	5-792X
1975-1976	w/351 Eng. w/C4 AT	A	1	5-1203X	5-790X
		A	2	5-1201X	5-787X
	Exc. C4 AT	A	2	5-1204X	5-792X
		w/400 or 460 Eng.	A	1	5-1203X
	A		2	5-1204X	5-792X
1977-1979		A	1	5-1203X	5-790X
		A	2	5-1204X	5-792X
1980	CV centering yoke kit	D	1,2,3	5-1200X	
		D	CV	211229X	
1981-1982	Exc. XR7	A	1,2	5-1200X	
		XR7	D	1,2,3	5-1200X
	D		CV	211229X	
1983-1988		A	1,2	5-1200X	
1989-1993	Exc. XR7	A	1,2	5-153X	5-785X
	XR7	A	1,2	5-213X	5-790X
1994-1997	3.8L Eng. or 4.6L 8 Cyl Eng.	A	1,2	5-213X	5-790X
GRAND MARQUIS					
1949-1954		A	1	5-2011X	
	w/2 inside snap rings & 2 wing brgs	A	2	5-2031X	
1955-1960		A	1,2	5-153X	5-785X
1961-1962		A	1	5-1200X	
		A	2	5-1201X	5-787X
1963	w/223, 260, 289 or 352 Eng.	A	1	5-1200X	
		A	2	5-1201X	5-787X
	w/390, 406 or 427 Eng. To 6-3-63 From 6-3-63	A	1	5-1200X	
		A	2	5-1201X	5-787X
		A	1	5-1203X	5-790X
A	2	5-1204X	5-792X		
1964	w/223, 289 or 352 Eng.	A	1	5-1200X	
		A	2	5-1201X	5-787X



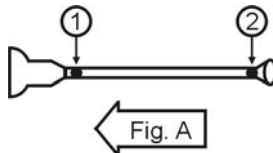
Year	Model & Description	Fig.	Location	Spicer Part No.	SPL Part No.	
MERCURY						
GRAND MARQUIS						
1964	w/390 Eng. w/Cruise-o-Matic	A	1	5-1200X		
		A	2	5-1201X	5-787X	
	Exc./Cruise-o-Matic	A	1	5-1203X	5-790X	
		A	2	5-1204X	5-792X	
	w/427 Eng.	A	1	5-1203X	5-790X	
		A	2	5-1204X	5-792X	
1965-1966	w/240 or 289 Eng.	A	1	5-1200X		
		A	2	5-1201X	5-787X	
	w/352 or 390 Eng. w/3.219" outside yoke dim	A	1	5-1200X		
		A	2	5-1201X	5-787X	
	w/3.625" outside yoke dim	A	1	5-1203X	5-790X	
		A	2	5-1204X	5-792X	
	w/427 or 428 Eng.	A	1	5-1203X	5-790X	
		A	2	5-1204X	5-792X	
	1967-1977	w/240, 289, 302, 351-2BL Eng.	A	1	5-1200X	
			A	2	5-1201X	5-787X
351-4BL, 390, 400, 427 or 460 Eng.		A	1	5-1203X	5-790X	
		A	2	5-1204X	5-792X	
1978	w/Cruise-O-Matic	A	1	5-1200X		
		A	2	5-1201X	5-787X	
	Exc. Cruise-O-Matic	A	1	5-1203X	5-790X	
		A	2	5-1204X	5-792X	
1979-1981	w/trailer towing Pkg.	A	1,2	5-1203X	5-790X	
	Exc. trailer towing Pkg.	A	1,2	5-1200X		
	Police Cars	A	1,2	5-1203X	5-790X	
1982	w/255 or 302 Eng.	A	1,2	5-1200X		
	w/351 Eng.	A	1,2	5-1203X	5-790X	
1983		A	1,2	5-1200X		
1984-1991	w/351 Eng.	A	1,2	5-1203X	5-790X	
	Exc. 351 Eng. w/trailer towing package Exc. trailer towing pkg.	A	1,2	5-1203X	5-790X	
		A	1,2	5-1200X		
1992-1994	w/trailer towing Pkg.	A	1,2	5-1203X	5-790X	
	Exc. trailer towing Pkg.	A	1,2	5-153X	5-785X	
1995-2002	4.6L Eng.	A	1,2	5-213X	5-812X	
2003-2004	Exc Sport Option	A	1,2	5-213X	5-812X	
	Sport Option	A	1,2	N/A	N/A	
2005-2006	Steel Driveshaft	A	1,2	5-213X	5-812X	
	w/alum. driveshaft Alum. u-joints replaced by steel u-joints	A	1,2	5-178X	5-799X	

PASS



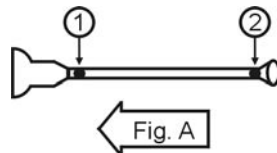
Important: See Safety Information in General Information Section (J300P-GI)

Year	Model & Description	Fig.	Location	Spicer Part No.	SPL Part No.	
MERCURY						
MARAUDER						
2003-2004	4.6L Eng.	A	1,2	5-213X	5-812X	
MARQUIS/MARQUIS BROUGHAM						
1949	w/2 inside snap rings & 2 wing brgs	A	1	5-2011X		
		A	2	5-2031X		
		A	2	5-2031X		
1950-1954	w/2 inside snap rings & 2 wing brgs	A	1	5-2011X		
		A	2	5-2031X		
1955-1960		A	1,2	5-153X	5-785X	
1961-1962		A	1	5-1200X		
		A	2	5-1201X	5-787X	
1963	w/223, 260, 289 or 352 Eng.	A	1	5-1200X		
		A	2	5-1201X	5-787X	
	w/390, 406 or 427 Eng. To 6-3-63 From 6-3-63	A	1	5-1200X		
		A	2	5-1201X	5-787X	
		A	1	5-1203X	5-790X	
		A	2	5-1204X	5-792X	
1964	w/223, 289 or 352 Eng.	A	1	5-1200X		
		A	2	5-1201X	5-787X	
	w/390 Eng. w/Cruise-o-Matic Exc./Cruise-o-Matic	A	1	5-1200X		
		A	2	5-1201X	5-787X	
		A	1	5-1203X	5-790X	
		A	2	5-1204X	5-792X	
	w/427 Eng.	A	1	5-1203X	5-790X	
		A	2	5-1204X	5-792X	
	1965-1966	w/240 or 289 Eng.	A	1	5-1200X	
			A	2	5-1201X	5-787X
w/352 or 390 Eng. w/3.219" outside yoke dim w/3.625" outside yoke dim		A	1	5-1200X		
		A	2	5-1201X	5-787X	
		A	1	5-1203X	5-790X	
		A	2	5-1204X	5-792X	
1965-1966	w/427 or 428 Eng.	A	1	5-1203X	5-790X	
		A	2	5-1204X	5-792X	
1967-1977	w/240, 289, 302, 351-2BL Eng.	A	1	5-1200X		
		A	2	5-1201X	5-787X	
	351-4BL, 390, 400, 427 or 460 Eng.	A	1	5-1203X	5-790X	
		A	2	5-1204X	5-792X	
1978	w/Cruise-O-Matic	A	1	5-1200X		
		A	2	5-1201X	5-787X	
	Exc. Cruise-O-Matic	A	1	5-1203X	5-790X	
		A	2	5-1204X	5-792X	



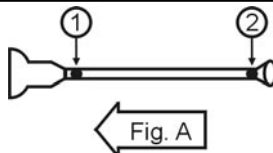
Year	Model & Description	Fig.	Location	Spicer Part No.	SPL Part No.
MERCURY					
MARQUIS/MARQUIS BROUGHAM					
1979-1981	w/trailer towing Pkg.	A	1,2	5-1203X	5-790X
	Exc. trailer towing Pkg.	A	1,2	5-1200X	
	Police Cars	A	1,2	5-1203X	5-790X
1982	w/255 or 302 Eng.	A	1,2	5-1200X	
	w/351 Eng.	A	1,2	5-1203X	5-790X
1983		A	1,2	5-1200X	
1984-1991	Exc. 351 Eng. w/trailer towing package Exc. trailer towing pkg.	A	1,2	5-1203X	5-790X
		A	1,2	5-1200X	
	w/351 Eng.	A	1,2	5-1203X	5-790X
1992-1994	w/trailer towing Pkg.	A	1,2	5-1203X	5-790X
	Exc. trailer towing Pkg.	A	1,2	5-153X	5-785X
1995-1999	w/2 inside & 2 outside snap rings	A	1,2	5-1204X	5-792X
METEOR					
1962-1964		A	1	5-1200X	
		A	2	5-1201X	5-787X
1965	Exc. Wagons w/240 or 289 Eng.	A	1	5-1200X	
		A	2	5-1201X	5-787X
	w/352 Eng. w/AT	A	1	5-1200X	
		A	2	5-1201X	5-787X
	w/352 Eng. w/MT	A	1	5-1203X	5-790X
		A	2	5-1204X	5-792X
	w/390 Eng.	A	1	5-1203X	5-790X
		A	2	5-1204X	5-792X
	Wagons w/352 Eng. w/AT	A	1	5-1203X	5-790X
		A	2	5-1204X	5-792X
	w/352 Eng. w/MT w/3.219" outside yoke dim w/3.625" outside yoke dim	A	1	5-1200X	
		A	2	5-1201X	5-787X
		A	1	5-1203X	5-790X
		A	2	5-1204X	5-792X
1966	w/240 or 289 Eng.	A	1	5-153X	5-785X
		A	2	5-1201X	5-787X
	w/352 Eng.	A	1	5-1203X	5-790X
		A	2	5-1204X	5-792X
	w/390 or 428 Eng. w/3.219" outside yoke dim w/3.625" outside yoke dim	A	1	5-1200X	
		A	2	5-1201X	5-787X
		A	1	5-1203X	5-790X
		A	2	5-1204X	5-792X

PASS

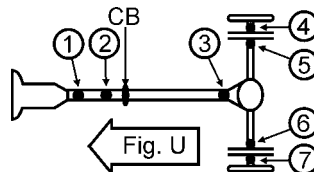
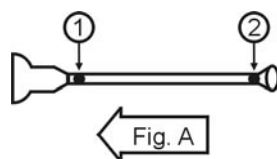


PASS

Year	Model & Description	Fig.	Location	Spicer Part No.	SPL Part No.	
MERCURY						
METEOR						
1967-1970	w/240, 289, 302 or 351 Eng.	A	1	5-1200X		
		A	2	5-1201X	5-787X	
	w/390, 410 or 428 Eng.	A	1	5-1203X	5-790X	
		A	2	5-1204X	5-792X	
1971-1976	w/302 & 351 Eng. w/3.219" outside yoke dim	A	1	5-1200X		
		A	2	5-1204X	5-792X	
	w/3.625" outside yoke dim	A	1	5-1203X	5-790X	
		A	1	5-1203X	5-790X	
	w/400, 429 or 460 Eng.	A	1	5-1203X	5-790X	
A		2	5-1204X	5-792X		
MONARCH						
1975-1976	w/3.219" outside yoke dim	A	1	5-1200X		
		A	2	5-1201X	5-787X	
	w/3.625" outside yoke dim	A	2	5-1204X	5-792X	
1977-1978	w/3.219" outside yoke dim	A	1	5-1200X		
		A	2	5-1201X	5-787X	
	w/3.625" outside yoke dim	A	1	5-1203X	5-790X	
		A	2	5-1204X	5-792X	
1979-1980		A	1	5-1200X		
		A	2	5-1201X	5-787X	
MONTEGO						
1968-1974	w/250 Eng. w/3.219" outside yoke dim	A	1	5-1200X		
		A	2	5-1201X	5-787X	
		w/3.625" outside yoke dim	A	1	5-1203X	5-790X
			A	2	5-1204X	5-792X
	w/302 or 351 2-BL Eng. w/3.219" outside yoke dim	w/3.625" outside yoke dim	A	1	5-1200X	
			A	2	5-1201X	5-787X
		w/3.625" outside yoke dim	A	1	5-1203X	5-790X
			A	2	5-1204X	5-792X
w/351, 400 or 429-4BL Eng.	A	1	5-1203X	5-790X		
	A	2	5-1204X	5-792X		
1975-1976	w/351-2BL Eng.	A	1	5-1200X		
		A	2	5-1201X	5-787X	
	w/351-4BL or 400 Eng.	w/3.219" outside yoke dim	A	1	5-1203X	5-790X
			A	2	5-1201X	5-787X
	w/460 Eng.	A	1	5-1203X	5-790X	
		A	2	5-1204X	5-792X	
MONTEREY						
1950-1954		A	1	5-2011X		
	w/2 inside snap rings & 2 wing brgs	A	2	5-2031X		

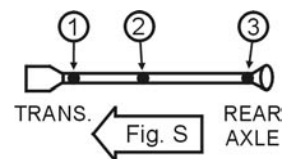
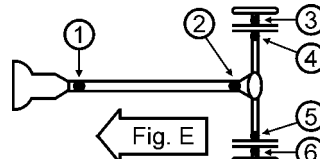
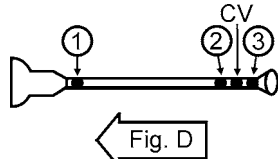
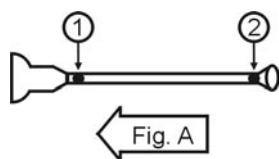


Year	Model & Description	Fig.	Location	Spicer Part No.	SPL Part No.	
MERCURY						
MONTEREY						
1955-1960		A	1,2	5-153X	5-785X	
1961-1962		A	1	5-1200X		
		A	2	5-1201X	5-787X	
1963	w/223, 260, 289 or 352 Eng.	A	1	5-1200X		
		A	2	5-1201X	5-787X	
	w/390, 406 or 427 Eng. To 6-3-63 From 6-3-63	A	1	5-1200X		
		A	2	5-1201X	5-787X	
		A	1	5-1203X	5-790X	
		A	2	5-1204X	5-792X	
1964	w/223, 289 or 352 Eng.	A	1	5-1200X		
		A	2	5-1201X	5-787X	
	w/390 Eng. w/Cruise-o-Matic Exc./Cruise-o-Matic	A	1	5-1200X		
		A	2	5-1201X	5-787X	
		A	1	5-1203X	5-790X	
		A	2	5-1204X	5-792X	
	w/427 Eng.	A	1	5-1203X	5-790X	
		A	2	5-1204X	5-792X	
	1965-1966	w/240 or 289 Eng.	A	1	5-1200X	
			A	2	5-1201X	5-787X
w/352 or 390 Eng. w/3.219" outside yoke dim w/3.625" outside yoke dim		A	1	5-1200X		
		A	2	5-1201X	5-787X	
		A	1	5-1203X	5-790X	
		A	2	5-1204X	5-792X	
w/427 or 428 Eng.		A	1	5-1203X	5-790X	
		A	2	5-1204X	5-792X	
1967-1974	w/240, 289, 302, 351-2BL Eng.	A	1	5-1200X		
		A	2	5-1201X	5-787X	
	351-4BL, 390, 400, 427 or 460 Eng.	A	1	5-1203X	5-790X	
		A	2	5-1204X	5-792X	
TOPAZ						
1987-1992		U	1,2,3	5-443X		
		U	4,5,6,7	5-443X		
ZEPHYR						
1978		A	1	5-1203X	5-790X	
		A	2	5-1204X	5-792X	
1979-1983		A	1,2	5-1200X		
MG						
1945-1980	EXC. SPITFIRE 1500 From VIN #FM110572	Non-lube	A	1,2	5-101X	
		Lube	A	1,2	5-111X	



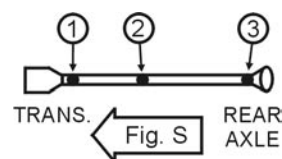
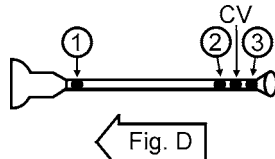
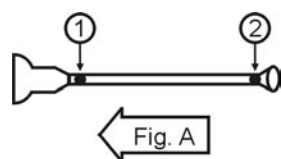
Important: See Safety Information in General Information Section (J300P-GI)

Year	Model & Description	Fig.	Location	Spicer Part No.	SPL Part No.
MG					
1980	SPITFIRE 1500, FROM VIN #FM110572 From VIN #FM110572	A	2	5-101X	
MORRIS					
1966-1971	MINI COOPER	A	1,2	5-101X	
		A	1,2	5-111X	
1956-1971	MINOR	A	1,2	5-101X	
		A	1,2	5-111X	
1959-1971	OXFORD	A	1,2	5-101X	
		A	1,2	5-111X	
NISSAN/DATSUN					
1966-1974	1200	A	1,2	5-1500X	
1967-1979	240Z & 260Z	E	1,2	5-1501X	
		E	3,4,5,6	5-1505X	
1967-1978	280Z	E	1,2	5-1501X	
		E	3,4,5,6	5-1505X	
1979	280Z Exc. Turbo	E	3,4,5,6	5-1505X	
		E	1,2	5-1501X	
1980-1983	280Z Exc. Turbo	E	3,4,5,6	5-1505X	
1967-1979	510	A	1,2	5-1501X	
1973-1977	610 & 710	A	1,2	5-1501X	
1976-1984	810/810 MAXIMA	E	3,4,5,6	5-1505X	
1966-1974	B110	A	1,2	5-1500X	
OLDSMOBILE					
88					
1949-1952	w/2 inside snap rings & 2 wing brgs	A	1	5-2011X	
		A	2	5-2031X	
1953		A	1	5-2011X	
1954-1956	w/MT	A	1	5-2011X	
	w/Hydrumatic Trans.	A	2	5-3147X	5-795X
	w/2 inside snap rings & 2 wing brgs	A	2	5-3012X	
1957-1958		S	1,3	5-3022X	
		S	2	5-153X	5-785X
1959-1964		S	1,2	5-153X	5-785X
		S	3	5-3022X	
1965-1970	Exc. 425 & 455 Eng.	A	1,2	5-3147X	5-795X
	w/425 & 455 Eng.	A	1	5-213X	5-790X
		A	2	5-212X	
1971-1972	Exc. Station Wagon	D	1,2,3	5-3147X	5-795X
		D	CV	211008X	
		D	CV	211007X	
	Station Wagon	A	1,2	5-3147X	5-795X



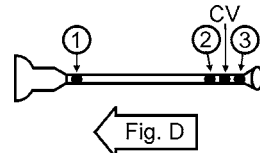
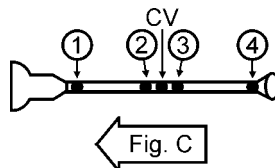
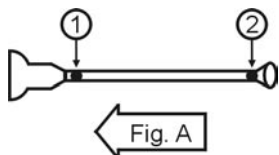
Year	Model & Description	Fig.	Location	Spicer Part No.	SPL Part No.
OLDSMOBILE					
88					
1973-1978	Exc. Station Wagon CV ball & seat kit CV seat repair kit	D	1,2,3	5-3147X	5-795X
		D	CV	211009X	
		D	CV	211007X	
		Station Wagon	A	1,2	5-3147X
1979	3-Joint Driveshaft CV ball & seat kit CV seat repair kit	D	1,2,3	5-3147X	5-795X
		D	CV	211009X	
		D	CV	211007X	
		2-Joint Driveshaft	A	1,2	5-3147X
1980-1981		A	1,2	5-3147X	5-795X
1982-1985	w/inside snap rings	A	1,2	5-3147X	5-795X
	w/outside snap rings	A	1,2	5-178X	5-799X
1986-1992		A	1,2	5-3147X	5-795X
98					
1941-1952		A	1	5-2011X	
	w/2 inside snap rings & 2 wing brgs	A	2	5-2031X	
1953		A	1	5-2011X	
1954-1956	w/MT	A	1	5-2011X	
	w/Hydramatic Trans.	A	2	5-3147X	5-795X
	w/2 inside snap rings & 2 wing brgs	A	2	5-3012X	
1957-1958		S	1,3	5-3022X	
		S	2	5-153X	5-785X
1959-1964		S	1,2	5-153X	5-785X
		S	3	5-3022X	
1965-1970	Exc. 425 & 455 Eng.	A	1,2	5-3147X	5-795X
	w/425 & 455 Eng.	A	1	5-213X	5-790X
		A	2	5-212X	
1971-1972	Exc. Station Wagon CV ball & seat kit CV seat repair kit	D	1,2,3	5-3147X	5-795X
		D	CV	211008X	
		D	CV	211007X	
		Station Wagon	A	1,2	5-3147X
1973-1978	Exc. Station Wagon CV ball & seat kit CV seat repair kit	D	1,2,3	5-3147X	5-795X
		D	CV	211009X	
		D	CV	211007X	
		Station Wagon	A	1,2	5-3147X
1979	3-Joint Driveshaft CV ball & seat kit CV seat repair kit	D	1,2,3	5-3147X	5-795X
		D	CV	211009X	
		D	CV	211007X	
		2-Joint Driveshaft	A	1,2	5-3147X
1980-1981		A	1,2	5-3147X	5-795X

PASS

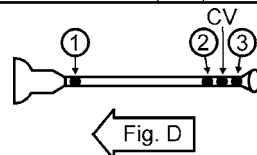
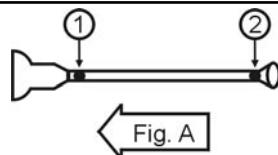


Important: See Safety Information in General Information Section (J300P-GI)

Year	Model & Description	Fig.	Location	Spicer Part No.	SPL Part No.
OLDSMOBILE					
98					
1982-1985	w/inside snap rings	A	1,2	5-3147X	5-795X
	w/outside snap rings	A	1,2	5-178X	5-799X
CUSTOM CRUISER					
1971-1981	2-Joint Driveshaft	A	1,2	5-3147X	5-795X
1982-1985	w/inside snap rings	A	1,2	5-3147X	5-795X
	w/outside snap rings	A	1,2	5-178X	5-799X
1986-1992	2-Joint Driveshaft	A	1,2	5-3147X	5-795X
CUTLASS					
1962-1963		C	1,2,3,4	5-2011X	
1964	w/inside snap rings	A	1,2	5-3147X	5-795X
1965	w/Turbo Hydra-Matic AT	A	1	5-213X	5-790X
		A	2	5-212X	5-793X
	Exc. Turbo Hydra-Matic A/T	A	1,2	5-3147X	5-795X
1966-1967	w/inside snap rings	A	1,2	5-3147X	5-795X
	w/outside snap rings	A	1,2	5-178X	5-799X
1968-1981	w/inside snap rings	A	1,2	5-3147X	5-795X
DELTA ROYALE					
1969-1970	Exc. 425 & 455 Eng.	A	1,2	5-3147X	5-795X
		A	1	5-213X	5-790X
	w/425 & 455 Eng.	A	2	5-212X	
1971-1972	Exc. Station Wagon	D	1,2,3	5-3147X	5-795X
		D	CV	211008X	
		D	CV	211007X	
	Station Wagon	A	1,2	5-3147X	5-795X
1973-1978	Exc. Station Wagon	D	1,2,3	5-3147X	5-795X
		D	CV	211009X	
		D	CV	211007X	
	Station Wagon	A	1,2	5-3147X	5-795X
1979	3-Joint Driveshaft	D	1,2,3	5-3147X	5-795X
		D	CV	211009X	
		D	CV	211007X	
	2-Joint Driveshaft	A	1,2	5-3147X	5-795X
1980-1981		A	1,2	5-3147X	5-795X
1982-1985	w/inside snap rings	A	1,2	5-3147X	5-795X
	w/outside snap rings	A	1,2	5-178X	5-799X
1986-1992		A	1,2	5-3147X	5-795X
F-85					
1961-1963		C	1,2,3,4	5-2011X	

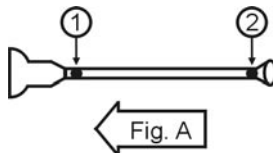


Year	Model & Description	Fig.	Location	Spicer Part No.	SPL Part No.	
OLDSMOBILE						
F-85						
1964	w/inside snap rings	A	1,2	5-3147X	5-795X	
	w/outside snap rings	A	1	5-153X	5-785X	
		A	2	5-3022X		
1965	Exc. Turbo-Hydramatic Trans	A	1,2	5-3147X	5-795X	
	w/Turbo-Hydramatic Trans	A	1	5-213X	5-790X	
		A	2	5-212X	5-793X	
1966-1969	Exc. 425 & 455 Eng.	A	1,2	5-3147X	5-795X	
	w/425 & 455 Eng.	A	1	5-213X	5-790X	
		A	2	5-212X		
1970-1973		A	1,2	5-3147X	5-795X	
OMEGA						
1973-1976		A	1,2	5-153X	5-785X	
1977	all others	A	1,2	5-153X	5-785X	
	w/Prop Shaft Stamped "AK"	A	1	5-3147X	5-795X	
		A	2	5-153X	5-785X	
1978-1979		A	1,2	5-153X	5-785X	
STARFIRE						
1975-1980		A	1,2	5-153X	5-785X	
VISTA CRUISER						
1964	w/inside snap rings	A	1,2	5-3147X	5-795X	
	w/outside snap rings	A	1	5-153X	5-785X	
		A	2	5-3022X		
1965	Exc. Turbo-Hydramatic Trans.	A	1,2	5-3147X	5-795X	
	w/Turbo-Hydramatic Trans.	A	1	5-213X	5-790X	
		A	2	5-212X		
1966-1969	Exc. 425 & 455 Eng.	A	1,2	5-3147X	5-795X	
	w/425 & 455 Eng.	A	1	5-213X	5-790X	
		A	2	5-212X		
1970-1978		A	1,2	5-3147X	5-795X	
1979	2-Joint Driveshaft	A	1,2	5-3147X	5-795X	
	3-Joint Driveshaft	D	1,2,3	5-3147X	5-795X	
		CV ball & seat kit	D	CV	211009X	
		CV seat repair kit	D	CV	211007X	
1980-1981		A	1,2	5-3147X	5-795X	
1982-1987	w/inside snap rings	A	1,2	5-3147X	5-795X	
	w/outside snap rings	A	1,2	5-178X	5-799X	
OPEL						
1954-1972	CARAVAN	A	1,2	5-105X		
1954-1972	GT REKORD	A	1,2	5-105X		



Important: See Safety Information in General Information Section (J300P-GI)

Year	Model & Description	Fig.	Location	Spicer Part No.	SPL Part No.
PLYMOUTH					
ACCLAIM					
1989-1990	FWD Intermediate shaft u-joint w/Turbo	N/A	N/A	5-1306X	5-789X
ARROW					
1976-1977		A	1,2	5-1503X	
1978-1979	w/1600cc or 2000cc Eng.	A	1,2	5-1503X	
	w/2600cc Eng.	A	1,2	5-1516X	
1980	w/1600cc or 2000cc Eng.	A	1,2,3	5-1503X	
	w/2600cc or Diesel Eng.	A	1,2,3	5-1516X	
BARRACUDA					
1964-1967		A	1,2	5-1306X	5-789X
	Lube fitting in brg. cup	A	1,2	5-1306-1X	
1968-1970	6 Cyl Eng.	A	1,2	5-1306X	5-789X
	Lube fitting in brg. cup	A	1,2	5-1306-1X	
	318 Eng. w/2BL	A	1,2	5-1306X	5-789X
	Lube fitting in brg. cup	A	1,2	5-1306-1X	
	318 Eng. w/4BL	A	1,2	5-1309X	5-811X
	w/340, 383, 426 or 440 Eng.	A	1,2	5-1309X	5-811X
1971-1972	6 Cyl Eng.	A	1,2	5-1306X	5-789X
	Lube fitting in brg. cup	A	1,2	5-1306-1X	
	8 Cyl Eng. w/2BL	A	1,2	5-1306X	5-789X
	Lube fitting in brg. cup	A	1,2	5-1306-1X	
	8 Cyl Eng. w/4BL	A	1,2	5-1309X	5-811X
1973-1974		A	1,2	5-1306X	5-789X
	Lube fitting in brg. cup	A	1,2	5-1306-1X	
BELVEDERE					
1957	6 Cyl Eng. Pot type w/o body	A	1	5-1407X	
	w/2 inside snap rings & 2 wing brgs	A	2	5-1304X	
	8 Cyl Eng. Exc. Torque-Flite Trans Pot type w/o body	A	1	5-1407X	
	w/2 inside snap rings & 2 wing brgs	A	2	5-1304X	
	w/Torque-Flite trans. Pot type w/o body	A	1	5-1405X	
	w/2 inside snap rings & 2 wing brgs	A	2	5-1304X	
1958	6 Cyl Eng. Pot type w/o body	A	1	5-1407X	
		A	2	5-1306X	5-789X
	Lube fitting in brg. cup	A	2	5-1306-1X	
	6 or 8 Cyl Eng. Exc. Torque-Flite Trans Pot type w/o body	A	1	5-1407X	
		A	2	5-1306X	5-789X
	Lube fitting in brg. cup	A	2	5-1306-1X	
	w/Torque-Flite Trans Pot type w/o body	A	1	5-1405X	
	Lube fitting in brg. cup	A	2	5-1306X	5-789X
	Lube fitting in brg. cup	A	2	5-1306-1X	



Year	Model & Description	Fig.	Location	Spicer Part No.	SPL Part No.	
PLYMOUTH						
BELVEDERE						
1960-1961	6 or 8 Cyl Eng. w/3 Spd. trans. Pot type w/o body	A	1	5-1407X		
		A	2	5-1306X	5-789X	
	Lube fitting in brg. cup		A	2	5-1306-1X	
	w/Power-Flite Trans. Pot type w/o body	A	1	5-1407X		
		A	2	5-1306X	5-789X	
Lube fitting in brg. cup		A	2	5-1306-1X		
1962-1963	6 Cyl Eng. Pot type w/o body	A	1	5-1407X		
		A	2	5-1306X	5-789X	
	8 Cyl Eng. Pot type w/o body w/inside snap rings	A	1	5-1405X		
		A	2	5-1306X	5-789X	
	6 or 8 Cyl Eng. Lube fitting in brg. cup		A	2	5-1306-1X	
1964-1965	6 Cyl Eng. Pot type w/o body	A	1	5-1407X		
		A	2	5-1306X	5-789X	
	Lube fitting in brg. cup		A	2	5-1306-1X	
1964-1965	8 Cyl Eng. Pot type w/o body w/inside snap rings	A	1	5-1407X		
		A	1,2	5-1306X	5-789X	
	Lube fitting in brg. cup		A	1,2	5-1306-1X	
1966-1967	Exc. 426 & 440 Eng.	A	1,2	5-1306X	5-789X	
		Lube Fitting in Bearing Cup		A	1,2	5-1306-1X
	w/426 & 440 Eng.		A	1,2	5-213X	5-790X
1968-1979	w/2.219" snap ring dim	A	1,2	5-1306X	5-789X	
		Lube fitting in brg. cup		A	1,2	5-1306-1X
	w/2.625" snap ring dim		A	1,2	5-1309X	5-811X

CARAVELLE

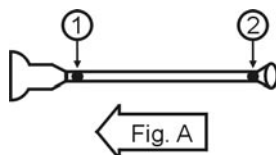
1984-1989	FWD Intermediate shaft u-joint	N/A	N/A	5-1306X	5-789X
-----------	--------------------------------	-----	-----	---------	--------

CRICKET

1971-1972	Lube	A	1,2	5-111X	
		A	1,2	5-101X	
Non-Lube		A	1,2	5-101X	

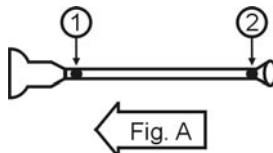
DUSTER

1960	Pot type w/o body	A	1	5-1407X		
		A	2	5-1306X	5-789X	
	Lube fitting in brg. cup		A	2	5-1306-1X	
1961	w/3.625" Flange Dia. Pot type w/o body	A	1	5-1407X		
		A	2	5-1306X	5-789X	
	Lube fitting in brg. cup		A	2	5-1306-1X	
	w/4.000" Flange Dia. Pot type w/o body	A	1	5-1405X		
		A	2	5-1306X	5-789X	
	Lube fitting in brg. cup		A	2	5-1306-1X	



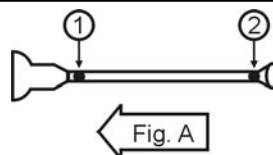
PASS

Year	Model & Description	Fig.	Location	Spicer Part No.	SPL Part No.
PLYMOUTH					
DUSTER					
1962-1965	Pot type w/o body Lube fitting in brg. cup	A	1	5-1407X	
		A	2	5-1306X	5-789X
		A	2	5-1306-1X	
1966-1969	w/2.125" snap ring dim Lube fitting in brg. cup	A	1,2	5-1306X	5-789X
		A	1,2	5-1306-1X	
	w/2.625" snap ring dim	A	1,2	5-1309X	5-811X
1970-1976	Lube fitting in brg. cup	A	1,2	5-1306X	5-789X
		A	1,2	5-1306-1X	
FURY					
1956	Pot type w/o body	A	1,2	5-1407X	
		A	2	5-1304X	
1957	6 Cyl Eng. Pot type w/o body w/2 inside snap rings & 2 wing brgs	A	1	5-1407X	
		A	2	5-1304X	
	8 Cyl Eng. Exc. Torque-Flite Trans Pot type w/o body w/2 inside snap rings & 2 wing brgs w/Torque-Flite trans. w/Pot type w/o body w/2 inside snap rings & 2 wing brgs	A	1	5-1407X	
		A	2	5-1304X	
		A	1	5-1405X	
1958-1959	6 Cyl Eng. Pot type w/o body Lube fitting in brg. cup	A	1	5-1407X	
		A	2	5-1306X	5-789X
		A	2	5-1306-1X	
	6 or 8 Cyl Eng. Exc. Torque-Flite Trans Lube fitting in brg. cup w/Torque-Flite Trans Pot type w/o body Lube fitting in brg. cup	A	1	5-1407X	
		A	2	5-1306X	5-789X
		A	2	5-1306-1X	
		A	1	5-1405X	
A	2	5-1306X	5-789X		
A	2	5-1306-1X			
1960-1961	6 or 8 Cyl Eng. w/3 Spd. trans. Pot type w/o body Lube fitting in brg. cup w/Power-Flite Trans. Pot type w/o body Lube fitting in brg. cup	A	1	5-1407X	
		A	2	5-1306X	5-789X
		A	2	5-1306-1X	
		A	1	5-1407X	
		A	2	5-1306X	5-789X
1962-1963	6 Cyl Eng. Pot type w/o body Lube fitting in brg. cup	A	1	5-1407X	
		A	2	5-1306X	5-789X
		A	2	5-1306-1X	
	8 Cyl Eng. Pot type w/o body w/inside snap rings Lube fitting in brg. cup	A	1	5-1405X	
		A	2	5-1306X	5-789X
		A	2	5-1306-1X	



Year	Model & Description	Fig.	Location	Spicer Part No.	SPL Part No.
PLYMOUTH					
FURY					
1964-1965	6 Cyl Eng. Pot type w/o body Lube fitting in brg. cup	A	1	5-1407X	
		A	2	5-1306X	5-789X
		A	2	5-1306-1X	
	8 Cyl Eng. Pot type w/o body w/inside snap rings Lube fitting in brg. cup	A	1	5-1407X	
		A	1,2	5-1306X	5-789X
		A	1,2	5-1306-1X	
1966-1967	Exc. 426 & 440 Eng. Lube Fitting in Bearing Cup	A	1,2	5-1306X	5-789X
		A	1,2	5-1306-1X	
	w/426 & 440 Eng.	A	1,2	5-213X	5-790X
1968-1979	w/2.219" snap ring dim Lube fitting in brg. cup	A	1,2	5-1306X	5-789X
		A	1,2	5-1306-1X	
	w/2.625" snap ring dim	A	1,2	5-1309X	5-811X
FURY BROUGHAM					
1957	6 Cyl Eng. Pot type w/o body w/2 inside snap rings & 2 wing brgs	A	1	5-1407X	
		A	2	5-1304X	
	8 Cyl Eng. Exc. Torque-Flite Trans Pot type w/o body w/2 inside snap rings & 2 wing brgs w/Torque-Flite trans. Pot type w/o body w/2 inside snap rings & 2 wing brgs	A	1	5-1407X	
		A	2	5-1304X	
		A	2	5-1304X	
1958-1959	6 Cyl Eng. Pot type w/o body Lube fitting in brg. cup	A	1	5-1407X	
		A	2	5-1306X	5-789X
		A	2	5-1306-1X	
	6 or 8 Cyl Eng. Exc. Torque-Flite Trans Pot type w/o body Lube fitting in brg. cup w/Torque-Flite Trans Pot type w/o body	A	1	5-1407X	
		A	2	5-1306X	5-789X
		A	2	5-1306-1X	
		A	1	5-1405X	
		A	2	5-1306X	5-789X
A	2	5-1306-1X			
1960-1961	6 or 8 Cyl Eng. w/3 Spd. trans. Pot type w/o body Lube fitting in brg. cup	A	1	5-1407X	
		A	2	5-1306X	5-789X
		A	2	5-1306-1X	
	w/Power-Flite Trans. Pot type w/o body Lube fitting in brg. cup	A	1	5-1407X	
		A	2	5-1306X	5-789X
		A	2	5-1306-1X	
1962-1963	6 Cyl Eng. Pot type w/o body Lube fitting in brg. cup	A	1	5-1407X	
		A	2	5-1306X	5-789X
		A	2	5-1306-1X	
	8 Cyl Eng. Pot type w/o body w/inside snap rings Lube fitting in brg. cup	A	1	5-1405X	
		A	2	5-1306X	5-789X
		A	2	5-1306-1X	

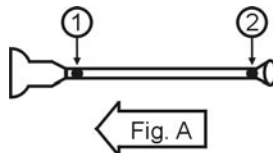
PASS



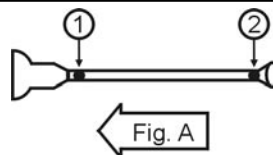
Important: See Safety Information in General Information Section (J300P-GI)

PASS

Year	Model & Description	Fig.	Location	Spicer Part No.	SPL Part No.	
PLYMOUTH						
FURY BROUGHAM						
1964-1965	6 Cyl Eng. Pot type w/o body Lube fitting in brg. cup	A	1	5-1407X		
		A	2	5-1306X	5-789X	
		A	2	5-1306-1X		
	8 Cyl Eng. Pot type w/o body w/inside snap rings Lube fitting in brg. cup	A	1	5-1407X		
		A	2	5-1306X	5-789X	
		A	1,2	5-1306X	5-789X	
1966-1967						
Exc. 426 & 440 Eng. Lube fitting in brg. cup	A	1,2	5-1306X	5-789X		
	A	1,2	5-1306-1X			
	A	1,2	5-213X	5-790X		
w/426 & 440 Eng.	A	1,2	5-213X	5-790X		
	A	1,2	5-1306X	5-789X		
	A	1,2	5-1306-1X			
1968-1979						
w/2.219" snap ring dim Lube fitting in brg. cup	A	1,2	5-1306X	5-789X		
	A	1,2	5-1306-1X			
	A	1,2	5-1309X	5-811X		
FURY SALON						
1957	6 Cyl Eng. Pot type w/o body w/2 inside snap rings & 2 wing brgs	A	1	5-1407X		
		A	2	5-1304X		
	8 Cyl Eng. Exc. Torque-Flite Trans Pot type w/o body w/2 inside snap rings & 2 wing brgs w/Torque-Flite trans. Pot type w/o body w/2 inside snap rings & 2 wing brgs	A	1	5-1407X		
		A	2	5-1304X		
		A	1	5-1405X		
1958-1959						
6 Cyl Eng. Pot type w/o body Lube fitting in brg. cup	A	1	5-1407X			
	A	2	5-1306X	5-789X		
	A	2	5-1306-1X			
	6 or 8 Cyl Eng. Exc. Torque-Flite Trans Lube fitting in brg. cup	A	1	5-1407X		
		A	2	5-1306X	5-789X	
		A	2	5-1306-1X		
	w/Torque-Flite Trans Pot type w/o body Lube fitting in brg. cup	A	1	5-1405X		
A		2	5-1306X	5-789X		
A		2	5-1306-1X			
A		2	5-1306-1X			
1960-1961						
6 or 8 Cyl Eng. w/3 Spd. trans. Pot type w/o body Lube fitting in brg. cup	A	1	5-1407X			
	A	2	5-1306X	5-789X		
	A	2	5-1306-1X			
	w/Power-Flite Trans. Pot type w/o body Lube fitting in brg. cup	A	1	5-1407X		
		A	2	5-1306X	5-789X	
	A	2	5-1306-1X			
1962-1963						
6 Cyl Eng. Pot type w/o body Lube fitting in brg. cup	A	1	5-1407X			
	A	2	5-1306X	5-789X		
	A	2	5-1306-1X			



Year	Model & Description	Fig.	Location	Spicer Part No.	SPL Part No.
PLYMOUTH					
FURY SALON					
1962-1963	8 Cyl Eng. Pot type w/o body w/inside snap rings Lube fitting in brg. cup	A	1	5-1405X	
		A	2	5-1306X	5-789X
		A	2	5-1306-1X	
1964-1965	6 Cyl Eng. Pot type w/o body Lube fitting in brg. cup	A	1	5-1407X	
		A	2	5-1306X	5-789X
		A	2	5-1306-1X	
	8 Cyl Eng. Pot type w/o body w/inside snap rings Lube fitting in brg. cup	A	1	5-1407X	
		A	1,2	5-1306X	5-789X
		A	1,2	5-1306-1X	
1966-1967	Exc. 426 & 440 Eng. Lube Fitting in Bearing Cup	A	1,2	5-1306X	5-789X
		A	1,2	5-1306-1X	
	w/426 & 440 Eng.	A	1,2	5-213X	5-790X
1968-1979	w/2.219" snap ring dim Lube fitting in brg. cup	A	1,2	5-1306X	5-789X
		A	1,2	5-1306-1X	
	w/2.625" snap ring dim	A	1,2	5-1309X	5-811X
GRAN FURY					
1957	6 Cyl Eng. Pot type w/o body w/2 inside snap rings & 2 wing brgs	A	1	5-1407X	
		A	2	5-1304X	
	8 Cyl Eng. Exc. Torque-Flite Trans Pot type w/o body w/2 inside snap rings & 2 wing brgs w/Torque-Flite trans. Pot type w/o body w/2 inside snap rings & 2 wing brgs	A	1	5-1407X	
		A	2	5-1304X	
		A	1	5-1405X	
1958-1959	6 Cyl Eng. Pot type w/o body Lube fitting in brg. cup	A	1	5-1407X	
		A	2	5-1306X	5-789X
		A	2	5-1306-1X	
	6 or 8 Cyl Eng. Exc. Torque-Flite Trans Lube fitting in brg. cup	A	1	5-1407X	
		A	2	5-1306X	5-789X
		A	2	5-1306-1X	
		A	1	5-1405X	
	w/Torque-Flite Trans Pot type w/o body Lube fitting in brg. cup	A	2	5-1306X	5-789X
		A	2	5-1306-1X	
		A	2	5-1306-1X	
1960-1961	6 or 8 Cyl Eng. w/3 Spd. trans. Pot type w/o body	A	1	5-1407X	
		A	2	5-1306X	5-789X
	Lube fitting in brg. cup	A	2	5-1306-1X	
		A	1	5-1407X	
	w/Power-Flite Trans. Pot type w/o body Lube fitting in brg. cup	A	2	5-1306X	5-789X
		A	2	5-1306-1X	
1962-1963	6 Cyl Eng. Pot type w/o body Lube fitting in brg. cup	A	1	5-1407X	
		A	2	5-1306X	5-789X
		A	2	5-1306-1X	



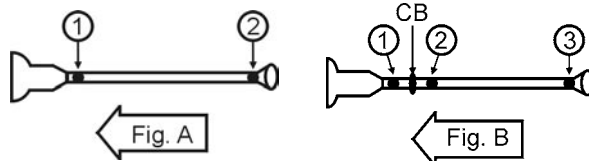
PASS



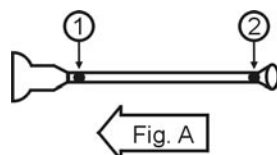
Important: See Safety Information in General Information Section (J300P-GI)

PASS

Year	Model & Description	Fig.	Location	Spicer Part No.	SPL Part No.
PLYMOUTH					
GRAN FURY					
1962-1963	8 Cyl Eng. Pot type w/o body w/inside snap rings Lube fitting in brg. cup	A	1	5-1405X	
		A	2	5-1306X	5-789X
		A	2	5-1306-1X	
1964-1965	6 Cyl Eng. Pot type w/o body Lube fitting in brg. cup	A	1	5-1407X	
		A	2	5-1306X	5-789X
		A	2	5-1306-1X	
	8 Cyl Eng. Pot type w/o body w/inside snap rings Lube fitting in brg. cup	A	1	5-1407X	
		A	1,2	5-1306X	5-789X
		A	1,2	5-1306-1X	
1966-1967	Exc. 426 & 440 Eng. Lube Fitting in Bearing Cup	A	1,2	5-1306X	5-789X
		A	1,2	5-1306-1X	
	w/426 & 440 Eng.	A	1,2	5-213X	5-790X
1968-1979	w/2.219" snap ring dim Lube fitting in brg. cup	A	1,2	5-1306X	5-789X
		A	1,2	5-1306-1X	
		A	1,2	5-1309X	5-811X
1980-1989	Lube fitting in brg. cup	A	1,2	5-1306X	5-789X
		A	1,2	5-1306-1X	
GTX					
1967	Exc. 426 & 440 Eng. Lube fitting in brg. cup	A	1,2	5-1306X	5-789X
		A	1,2	5-1306-1X	
		A	1,2	5-213X	5-790X
1968-1970	w/2.219" snap ring dim Lube fitting in brg. cup	A	1,2	5-1306X	5-789X
		A	1,2	5-1306-1X	
		A	1,2	5-1309X	5-811X
1971	w/2.219" snap ring dim Lube fitting in brg. cup	A	1,2	5-1306X	5-789X
		A	1,2	5-1306-1X	
		A	1,2	5-1309X	5-811X
ROAD RUNNER					
1968-1979	w/2.219" snap ring dim Lube fitting in brg. cup	A	1,2	5-1306X	5-789X
		A	1,2	5-1306-1X	
		A	1,2	5-1309X	5-811X
SAPPORO					
1978-1980		A	1,2	5-1516X	
1981-1983	w/AT	B	1,2,3	5-1503X	
	w/MT	B	1,2,3	5-1516X	

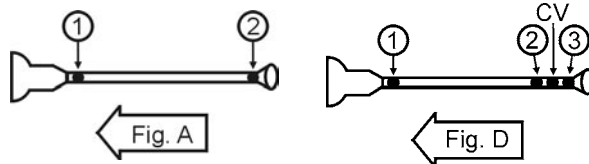


Year	Model & Description	Fig.	Location	Spicer Part No.	SPL Part No.
PLYMOUTH					
SATELLITE					
1965	6 Cyl Eng. Pot type w/o body Lube fitting in brg. cup	A	1	5-1407X	
		A	2	5-1306X	5-789X
		A	2	5-1306-1X	
	8 Cyl Eng. Pot type w/o body w/inside snap rings Lube fitting in brg. cup	A	1	5-1407X	
		A	1,2	5-1306X	5-789X
		A	1,2	5-1306-1X	
1966-1967	Exc. 426 & 440 Eng. Lube fitting in brg. cup	A	1,2	5-1306X	5-789X
		A	1,2	5-1306-1X	
	w/426 & 440 Eng.	A	1,2	5-213X	5-790X
1968-1974	w/2.219" snap ring dim Lube fitting in brg. cup	A	1,2	5-1306X	5-789X
		A	1,2	5-1306-1X	
	w/2.625" snap ring dim	A	1,2	5-1309X	5-811X
SUBURBAN					
1957	6 Cyl Eng. w/2 inside snap rings & 2 wing brgs	A	1	5-1407X	
		A	2	5-1304X	
	8 Cyl Eng. Exc. Torque-Flite Trans Pot type w/o body w/2 inside snap rings & 2 wing brgs w/Torque-Flite trans. Pot type w/o body w/2 inside snap rings & 2 wing brgs	A	1	5-1407X	
		A	2	5-1304X	
		A	1	5-1405X	
		A	2	5-1304X	
1958-1959	6 Cyl Eng. Pot type w/o body Lube fitting in brg. cup	A	1	5-1407X	
		A	2	5-1306X	5-789X
		A	2	5-1306-1X	
	6 or 8 Cyl Eng. Exc. Torque-Flite Trans Lube fitting in brg. cup w/Torqu-Flite Trans Pot type w/o body Lube fitting in brg. cup	A	1	5-1407X	
		A	2	5-1306X	5-789X
		A	2	5-1306-1X	
		A	1	5-1405X	
		A	2	5-1306X	5-789X
A	2	5-1306-1X			
1960-1961	6 or 8 Cyl Eng. w/3 Spd. trans. Pot type w/o body	A	1	5-1407X	
		A	2	5-1306X	5-789X
	Lube fitting in brg. cup w/Power-Flite Trans. Pot type w/o body Lube fitting in brg. cup	A	2	5-1306-1X	
		A	1	5-1407X	
		A	2	5-1306X	5-789X
		A	2	5-1306-1X	
SUNDANCE					
1987-1994	FWD Intermediate shaft u-joint w/Turbo	N/A	N/A	5-1306X	5-789X
TURISMO					
1983-1987	FWD Intermediate shaft u-joint w/Turbo	N/A	N/A	5-1306X	5-789X



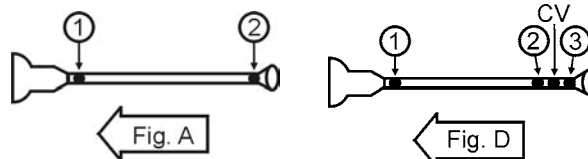
PASS

Year	Model & Description	Fig.	Location	Spicer Part No.	SPL Part No.
PLYMOUTH					
VALIANT					
1960	Pot type w/o body Lube fitting in brg. cup	A	1	5-1407X	
		A	2	5-1306X	5-789X
		A	2	5-1306-1X	
1961	w/3.625" Flange Dia Pot type w/o body Lube fitting in brg. cup	A	1	5-1407X	
		A	2	5-1306X	5-789X
		A	2	5-1306-1X	
	w/4.000" Flange Dia Pot type w/o body Lube fitting in brg. cup	A	1	5-1405X	
		A	2	5-1306X	5-789X
		A	2	5-1306-1X	
1962-1965	Pot type w/o body Lube fitting in brg. cup	A	1	5-1407X	
		A	2	5-1306X	5-789X
		A	2	5-1306-1X	
1966-1969	w/2.125" snap ring dim Lube fitting in brg. cup	A	1,2	5-1306X	5-789X
		A	1,2	5-1306-1X	
	w/2.625" snap ring dim	A	1,2	5-1309X	5-811X
1970-1976	Lube fitting in brg. cup	A	1,2	5-1306X	5-789X
		A	1,2	5-1306-1X	
VOLARE					
1976-1980	Lube fitting in brg. cup	A	1,2	5-1306X	5-789X
		A	1,2	5-1306-1X	
VOYAGER					
1987-1990	FWD Intermediate shaft u-joint	N/A	N/A	5-1306X	5-789X
PONTIAC					
ASTRE					
1975-1981		A	1,2	5-153X	5-785X
BONNEVILLE					
1957-1970		A	1,2	5-3147X	5-795X
1971-1972	Exc. Station Wagon CV ball & seat kit CV seat repair kit	D	1,2,3	5-3147X	5-795X
		D	CV	211008X	
		D	CV	211007X	
	Station Wagon	A	1,2	5-3147X	5-795X
1973-1974	Exc. Station Wagon CV ball & seat kit CV seat repair kit	D	1,2,3	5-3147X	5-795X
		D	CV	211009X	
		D	CV	211007X	
	Station Wagon	A	1,2	5-3147X	5-795X



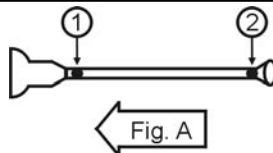
Year	Model & Description	Fig.	Location	Spicer Part No.	SPL Part No.	
PONTIAC						
BONNEVILLE						
1975-1976	Exc. Station Wagon	D	1,2,3	5-3147X	5-795X	
		D	CV	211009X		
		D	CV	211007X		
	Station Wagon	w/inside snap rings	A	1,2	5-3147X	5-795X
		w/outside snap rings	A	1,2	5-178X	5-799X
1977-1978	Exc. Station Wagon	D	1,2,3	5-3147X	5-795X	
		D	CV	211009X		
		D	CV	211007X		
	Station Wagon		A	1,2	5-3147X	5-795X
	1979	2-Joint Driveshaft	A	1,2	5-3147X	5-795X
1980-1986	2-Joint Driveshaft	D	1,2,3	5-3147X	5-795X	
		D	CV	211009X		
	3-Joint Driveshaft	D	CV	211007X		
		D	CV	211009X		
1980-1986	w/inside snap rings	A	1,2	5-3147X	5-795X	
	w/outside snap rings	A	1,2	5-178X	5-799X	
CATALINA						
1950-1952	w/Powerglide	A	1	5-2011X		
	w/2 inside snap rings & 2 wing brgs	A	2	5-2031X		
1953	w/Powerglide	A	1,2	5-153X	5-785X	
	Exc. w/Powerglide	A	1,2	5-2031X		
1954-1955	w/Powerglide	A	1	5-2011X		
	w/2 inside snap rings & 2 wing brgs	A	2	5-2031X		
1956-1970		A	1,2	5-3147X	5-795X	
1971-1972	Exc. Station Wagon	D	1,2,3	5-3147X	5-795X	
		D	CV	211008X		
		D	CV	211007X		
	Station Wagon		A	1,2	5-3147X	5-795X
	1973-1978	Exc. Station Wagon	D	1,2,3	5-3147X	5-795X
D			CV	211009X		
D			CV	211007X		
Station Wagon			A	1,2	5-3147X	5-795X
1979		2-Joint Driveshaft	A	1,2	5-3147X	5-795X
	3-Joint Driveshaft	D	1,2,3	5-3147X	5-795X	
		D	CV	211009X		
		D	CV	211007X		
1980-1981	w/inside snap rings	A	1,2	5-3147X	5-795X	
	w/outside snap rings	A	1,2	5-178X	5-799X	

PASS

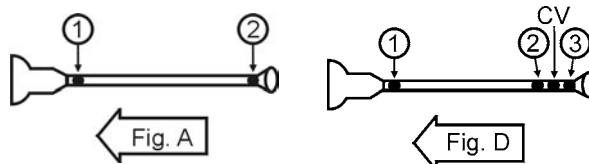


Important: See Safety Information in General Information Section (J300P-GI)

Year	Model & Description	Fig.	Location	Spicer Part No.	SPL Part No.	
PONTIAC						
EXECUTIVE						
1967-1969		A	1,2	5-3147X	5-795X	
1970		A	1,2	5-153X	5-785X	
FIREBIRD						
1967-1969		A	1,2	5-3147X	5-795X	
1970-1974		A	1,2	5-153X	5-785X	
1975-1987	w/inside snap rings	A	1,2	5-3147X	5-795X	
	w/outside snap rings	A	1,2	5-178X	5-799X	
1988-1992	w/steel driveshaft	A	1,2	5-3147X	5-795X	
	w/alum. driveshaft	A	2	5-544X		
1993	w/steel driveshaft	A	1,2	5-3147X	5-795X	
	5.7L w/alum. driveshaft	A	2	5-544X		
1994	w/3.4L & 5.7L Eng. w/steel driveshaft Includes Formula	A	1,2	5-3147X	5-795X	
	5.7L w/alum. driveshaft Alum. u-joints replaced by steel u-joints	A	2	5-3022X		
1995	w/3.4L , 3.8L & 5.7L w/steel driveshaft Includes Formula	A	1,2	5-3147X	5-795X	
	5.7L w/alum. driveshaft Alum. u-joints replaced by steel u-joints	A	2	5-3022X		
1996-1999	w/3.8L & 5.7L Eng. w/steel driveshaft Includes Formula , Exc. Export	A	1,2	5-3147X	5-795X	
2000-2002	w/3.8L & 5.7L Eng. w/steel driveshaft - Includes Formula	A	1,2	5-3147X	5-795X	
GRAND AM						
1973-1982		A	1,2	5-3147X	5-795X	
1983-1987	w/inside snap rings	A	1,2	5-3147X	5-795X	
	w/outside snap rings	A	1,2	5-178X	5-799X	
GRAND LEMANS						
1974-1982		A	1,2	5-3147X	5-795X	
GRAND PRIX						
1962-1984		A	1,2	5-3147X	5-795X	
1985-1987	w/inside snap rings	A	1,2	5-3147X	5-795X	
	w/outside snap rings	A	1,2	5-178X	5-799X	
GRANDVILLE						
1971-1972	Exc. Station Wagon	CV ball & seat kit	D	1,2,3	5-3147X	5-795X
		CV seat repair kit	D	CV	211008X	
		CV seat repair kit	D	CV	211007X	
	Station Wagon	A	1,2	5-3147X	5-795X	
1973-1975	Exc. Station Wagon	CV ball & seat kit	D	1,2,3	5-3147X	5-795X
		CV seat repair kit	D	CV	211009X	
		CV seat repair kit	D	CV	211007X	
	Station Wagon	A	1,2	5-3147X	5-795X	



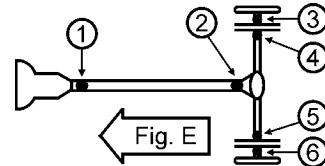
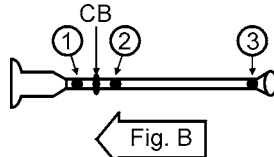
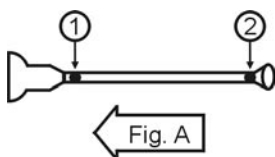
Year	Model & Description	Fig.	Location	Spicer Part No.	SPL Part No.
PONTIAC					
GTO					
1964-1974		A	1,2	5-3147X	5-795X
LEMANS					
1962-1982		A	1,2	5-3147X	5-795X
SAFARI STATION WAGON					
1987-1989		A	1,2	5-3147X	5-795X
SUNBIRD					
1975-1981		A	1,2	5-153X	5-785X
TEMPEST					
1961-1982		A	1,2	5-3147X	5-795X
TRANS. AM					
1968-1969		A	1,2	5-3147X	5-795X
1970-1974		A	1,2	5-153X	5-785X
1975-1987	w/inside snap rings	A	1,2	5-3147X	5-795X
	w/outside snap rings	A	1,2	5-178X	5-799X
1988-1992	w/steel driveshaft	A	1,2	5-3147X	5-795X
	w/alum. driveshaft	A	2	5-544X	
1993-1995	w/steel driveshaft	A	1,2	5-3147X	5-795X
	5.7L w/alum. driveshaft	A	2	5-544X	
1997-1999	w/5.7L Eng. w/steel driveshaft Exc. Export	A	1,2	5-3147X	5-795X
2000-2002	w/5.7L Eng. w/steel driveshaft	A	1,2	5-3147X	5-795X
ROLLS-ROYCE					
1947-1979		A	1,2	5-178X	5-799X
ROVER					
1969	w/88" or 109" WB	A	1,2	5-153X	5-785X
1970-1976	w/88" or 109" WB	E	1,2	5-153X	5-785X
		E	3,4,5,6	5-178X	5-799X
SIMCA					
1964-1974	1100	Non-Lube	A	1,2	5-101X
		Lube	A	1,2	5-111X
1963-1968	1300 (Including Station Wagons), 1301, 1500 & 1501	Non-Lube	A	1,2	5-101X
		Lube	A	1,2	5-111X
1957-1970	ARIANE, ARONDE, BEAULIEU, CASTELL & CHAMBORD	Non-Lube	A	1,2	5-101X
		Lube	A	1,2	5-111X
1948-1954	FORD VEDETTE	A	1,2	5-4X	
1957-1970	MARLY, MONACO, REGENCE, TRIAON, VEDETTE & VERSAILLES	Non-Lube	A	1,2	5-101X
		Lube	A	1,2	5-111X



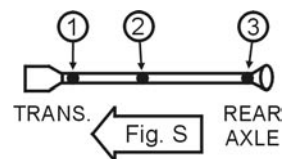
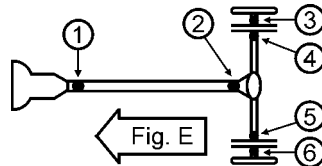
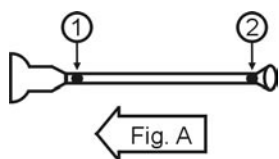
Important: See Safety Information in General Information Section (J300P-GI)

PASS

Year	Model & Description	Fig.	Location	Spicer Part No.	SPL Part No.
SUNBEAM					
1954-1956	ALPINE	A	1,2	5-4X	
1964-1968	ALPINE Includes GT, Hardtop	Lube	A	1,2	5-111X
		Non-lube	A	1,2	5-101X
1966-1970	IMP	Lube	A	1,2	5-111X
		Non-Lube	A	1,2	5-101X
1955-1974	RAPIER	Lube	A	1,2	5-111X
		Non-Lube	A	1,2	5-101X
1966-1970	SPORT	Lube	A	1,2	5-111X
		Non-Lube	A	1,2	5-101X
1965-1968	TIGER	A	1,2	5-153X	5-785X
TOYOTA					
1984-1985	CAMRY w/Gasoline Eng. U-Joint in front driveshaft	N/A	-	5-1510X	
1971-1973	CARINA 2-Joint Driveshaft	A	1,2	5-1502X	
	3-Joint Driveshaft	A	1,2,3	5-1502X	
1971-1982	CELICA 2-Joint Driveshaft	A	1,2	5-1502X	
	3-Joint Driveshaft	A	1,2,3	5-1502X	
1968-1979	COROLLA SEDAN w/1200cc Eng.	A	1,2	5-1500X	
	Exc. 1200cc Eng. 2-Joint Driveshaft	A	1,2	5-1502X	
	3-Joint Driveshaft	B	1,2,3	5-1502X	
1980-1983	COROLLA SEDAN Exc. 1200cc Eng. 2-Joint Driveshaft	A	1,2	5-1502X	
	3-Joint Driveshaft	B	1,2,3	5-1502X	
1967-1983	CORONA 2-Joint Driveshaft	A	1,2	5-1502X	
	3-Joint Driveshaft	B	1,2,3	5-1502X	
1978-1983	CRESSIDA 2-Joint Driveshaft	A	1,2	5-1502X	
	3-Joint Driveshaft	B	1,2,3	5-1502X	
1968-1970	CROWN w/2563cc Eng.	A	1,2	5-1502X	
1971-1972	CROWN w/2253cc Eng.	A	1,2	5-1501X	
	w/2563cc Eng.	A	1,2	5-1502X	
1967-1983	MKII 2-Joint Driveshaft	A	1,2	5-1502X	
	3-Joint Driveshaft	B	1,2,3	5-1502X	
1981-1983	STARLET	A	1,2	5-1500X	
1986-1989	SUPRA	B	1,2,3	5-1510X	
TRIUMPH					
1963-1975	2000, 2500	Non-Lube	E	1,2	5-101X
		Lube	E	1,2	5-111X
		Halfshaft	E	3,4,5,6	5-4X
1972-1974	DOLOMITE	Non-Lube	E	1,2,3,4,5,6	5-101X
		Lube	E	1,2,3,4,5,6	5-111X
1962-1979	GT6	Non-Lube	E	1,2,3,4,5,6	5-101X
		Lube	E	1,2,3,4,5,6	5-111X

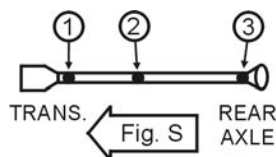


Year	Model & Description	Fig.	Location	Spicer Part No.	SPL Part No.
TRIUMPH					
1961-1971	HERALD & VITESSE	Non-Lube	E 1,2,3,4,5,6	5-101X	
		Lube	E 1,2,3,4,5,6	5-111X	
1962-1979	SPITFIRE	Non-Lube	E 1,2,3,4,5,6	5-101X	
		Lube	E 1,2,3,4,5,6	5-111X	
1980	SPITFIRE FROM VIN #FM110572	A	2	5-101X	
1970-1976	STAG V8	A	1,2	5-4X	
1970-1974	TOLEDO	Non-Lube	E 1,2,3,4,5,6	5-101X	
		Lube	E 1,2,3,4,5,6	5-111X	
1953-1976	TR-2, TR-3, TR-4, TR-5, TR-6, TR-7 & Z-50	E	1,2,3,4,5,6	5-4X	
1977-1980	TR-7 & TR-8	Non-Lube	A 1,2	5-101X	
		Lube	A 1,2	5-111X	
VANDEN PLAS					
1960-1970	3L	A	1,2	5-4X	
1952-1970	4L	A	1,2	5-178X	5-799X
VAUXHALL					
1949-1974		Non-Lube	A 1,2	5-101X	
		Lube	A 1,2	5-111X	
VOLVO					
122					
1962-1968		Non-Lube	S 1,2,3	5-101X	
		Lube	S 1,2,3	5-111X	
142, 144, 145					
1967-1974		Non-Lube	S 1,2	5-101X	
		Lube	S 1,2	5-111X	
			S 3	5-4X	
164					
1969-1975	4 Dr Sedan	S	1,2,3	5-153X	5-785X
1800 SPORT COUPE					
1961-1973		Non-Lube	S 1,2,3	5-101X	
		Lube	S 1,2,3	5-111X	
240 & 260 SERIES					
1975-1984	w/3.219" outside snap ring dim	S	1,2,3	5-153X	5-785X
	w/2.406" outside snap ring dim	S	1,2	5-111X	
	w/2.938" outside snap ring dim	S	3	5-4X	
740 SERIES					
1985	w/1.750" driveshaft Dia. w/2.3L Turbo	S	1,2,3	N/A	
		S	1,2	5-153X	5-785X
		S	3	5-4X	

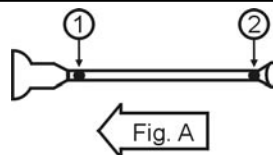


Important: See Safety Information in General Information Section (J300P-GI)

Year	Model & Description	Fig.	Location	Spicer Part No.	SPL Part No.
VOLVO					
740 SERIES					
1985	w/1.750" driveshaft Dia. and 3-1/2" yoke w/2.3L Eng.	S	1,2,3	5-153X	5-785X
	w/2.000" driveshaft Dia.	S	1,2,3	5-153X	5-785X
	w/2.250" driveshaft Dia.	S	1,2,3	5-111X	
1986-1987	w/1.750" driveshaft Dia.	S	1,2	5-153X	5-785X
		S	3	5-111X	
	w/1.750" driveshaft Dia. and 3-1/2" yoke w/2.3L Eng.	S	1,2,3	5-153X	5-785X
	w/2.000" driveshaft Dia.	S	1,2,3	5-153X	5-785X
	w/2.250" driveshaft Dia.	S	1,2,3	5-111X	
	1988-1989	w/2.000" driveshaft Dia.	S	1,2,3	5-153X
1990-1992	w/2.000" driveshaft Dia. and 3-1/2" yoke	S	1,2,3	5-153X	5-785X
	w/3-1/4" yoke	S	1,2,3	5-4X	
760 SERIES					
1983	w/2.4L Diesel, 2.4L Diesel Turbo & 2.8L V6	S	1,2	5-111X	
		S	3	5-4X	
1984	w/2.3L Turbo, 2.4L Diesel & w/Turbo, 2.8L V6	S	1,2	5-111X	
		S	3	5-4X	
1985	w/1.750" driveshaft Dia.	S	1,2	5-153X	5-785X
		S	3	5-111X	
	w/2.000" driveshaft Dia. w/2.3L Turbo, 2.4L Diesel Turbo , 2.8L V6	S	1,2,3	5-153X	5-785X
1986	w/1.750" driveshaft Dia.	S	1,2	5-153X	5-785X
		S	3	5-111X	
	w/2.000" driveshaft Dia. w/2.3L Turbo , 2.8L V6	S	1,2,3	5-153X	5-785X
1987	w/1.750" driveshaft Dia.	S	1,2	5-153X	5-785X
		S	3	5-111X	
	w/2.000" driveshaft Dia. w/2.3L Turbo, 2.8L V6	S	1,2,3	5-153X	5-785X
	w/2.250" driveshaft Dia.	S	1,2,3	5-111X	
1988-1990	w/2.000" driveshaft Dia. and 3-1/2" yoke w/2.3L Turbo, 2.8L V6	S	1,2,3	5-153X	5-785X

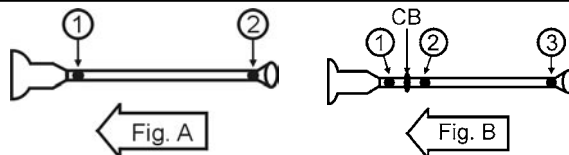


Year	Model & Description	Fig.	Location	Spicer Part No.	SPL Part No.
BUICK					
RAINIER					
2004	4.2L Eng., 5.3L(P)	A	1,2	5-3147X	5-795X
2005-2006	4.2L Eng., 5.3L(M)	A	1,2	5-3147X	5-795X
CADILLAC					
ESCALADE					
2002-2004	5.3L & 6.0L Eng.	A	1,2	5-3147X	5-795X
2005-2006	5.3L & 6.0L Eng.	A	1,2	5-178X	5-799X
CHEVROLET					
ASTRO VAN					
1985-1998		A	1	5-3147X	5-795X
		A	2	5-178X	5-799X
1999-2003	w/AT	A	1	5-3147X	5-795X
		A	2	5-178X	5-799X
2004-2005	w/AT	A	1,2	5-3147X	5-795X
AVALANCHE 1500					
2002	5.3L Eng.	A	1	5-213X	5-812X
		A	2	5-212X	5-793X
2003	5.3L(T) Eng.	A	1	5-213X	5-812X
		A	2	5-212X	5-793X
2004	5.3L Eng.	A	1	5-213X	5-812X
		A	2	5-212X	5-793X
2005	5.3L(Z) Eng.	A	2	5-212X	5-793X
		A	1	5-213X	5-812X
2006	5.3L Eng.	A	1	5-213X	5-812X
		A	2	5-212X	5-793X
AVALANCHE 2500					
2002-2006	2-Joint Driveshaft w/Steel Driveshaft w/Alum. Driveshaft Alum. u-joints replaced by steel u-joints	A	1,2	5-160X	5-801X
		A	1,2	5-160X	5-801X
BLAZER - FULL SIZE					
1973-1977	w/Turbo-Hydramatic Trans.	A	1	5-213X	5-790X
		A	2	5-153X	5-785X
	w/4 Spd. MT	A	1	5-178X	5-799X
		A	2	5-153X	5-785X
1978-1981	Exc. 4 Spd. MT & Turbo-Hydramatic Trans.	A	1,2	5-153X	5-785X
	w/3 Spd. Trans.	A	1,2	5-153X	5-785X
		w/4 Spd. MT, w/53.09" driveshaft length	A	1	5-178X
	A		2	5-153X	5-785X
	w/4 Spd. MT, w/53.80" driveshaft length	A	1,2	5-178X	5-799X



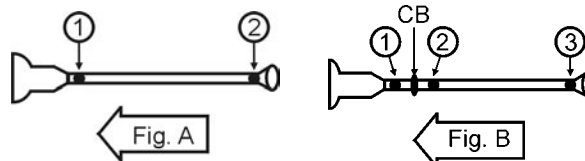
Important: See Safety Information in General Information Section (J300P-GI)

Year	Model & Description	Fig.	Location	Spicer Part No.	SPL Part No.
CHEVROLET					
BLAZER - FULL SIZE					
1982	w/305 Eng. & 4 Spd. Trans	A	1,2	5-178X	5-799X
	Exc. 305 Eng. & 4 Spd. Trans.	A	1,2	5-3147X	5-795X
BLAZER - R-10 SERIES					
1987-1991	2-Joint Driveshaft w/inside snap rings	A	1,2	5-3147X	5-795X
BLAZER - R-20 SERIES					
1987-1991	2-Joint Driveshaft	A	1,2	5-3147X	5-795X
BLAZER - S-10					
1982-2005		A	1,2	5-3147X	5-795X
C-10 SERIES TRUCK / SUBURBAN					
1954-1959	Exc. Torque Tube Joint Assy w/1.062" Brg. cup dia. w/1.188" Brg. cup dia.	A	1,2	5-153X	5-785X
		A	1	5-178X	5-799X
1960-1967	w/AT Exc. Turbo-Hyd or 3 Spd. MT w/3 Spd. HD or 4 Spd. Trans. w/1.188" Brg. cup dia. w/1.062" Brg. cup dia. (Round Bracket) (U-Shaped Bracket)	A-B	1,2,3	5-153X	5-785X
		B	1	5-178X	5-799X
		B	2,3	5-153X	5-785X
		B	CB	210527X	
1968-1977	w/Turbo-Hydramatic Trans.	A	1	5-213X	5-790X
		A	2	5-153X	5-785X
	w/AT Exc. Turbo-Hyd or 3 Spd. MT w/3 Spd. HD or 4 Spd. Trans. w/1.188" Brg. cup dia. w/1.062" Brg. cup dia. (Round Bracket) (U-Shaped Bracket)	A-B	1,2,3	5-153X	5-785X
		B	1	5-178X	5-799X
		B	2,3	5-153X	5-785X
		B	CB	210527X	
1978	w/AT Exc. Turbo-Hyd or 3 Spd. MT w/3 Spd. HD or 4 Spd. Trans. w/1.188" Brg. cup dia. w/1.062" Brg. cup dia. (Round Bracket) (U-Shaped Bracket)	A-B	1,2,3	5-153X	5-785X
		B	1	5-178X	5-799X
	B	2,3	5-153X	5-785X	
	B	CB	210527X		
	B	CB	210370-1X		
	B	CB	210370-1X		
1979-1981	w/outside snap rings 2-Joint Driveshaft w/1.062" Brg. cup dia. w/1.188" Brg. cup dia.	A	1,2	5-153X	5-785X
		A	1	5-178X	5-799X
	w/inside and outside snap rings w/outside snap rings 3-Joint Driveshaft	A	2	5-212X	
		B	1,2,3	5-153X	5-785X
	w/inside snap rings	B	1,2,3	5-178X	5-799X
		B	1,2,3	5-3147X	5-795X
		B	CB	210370-1X	
		B	CB	210370-1X	



Year	Model & Description	Fig.	Location	Spicer Part No.	SPL Part No.
CHEVROLET					
C-10 SERIES TRUCK / SUBURBAN					
1982-1983	2-Joint Driveshaft	A	1,2	5-3147X	5-795X
	3-Joint Driveshaft w/305 Eng. Exc. 305 Eng.	B	1	5-3147X	5-795X
		B	2,3	5-178X	5-799X
		B	1,2,3	5-3147X	5-795X
		B	CB	210370-1X	
1984	w/inside snap rings	A-B	1,2,3	5-3147X	5-795X
	w/outside snap rings	A-B	1,2,3	5-178X	5-799X
		B	CB	210370-1X	
1985-1986	2-Joint Driveshaft	A	1,2	5-3147X	5-795X
	3-Joint Driveshaft w/AT or MT w/inside snap rings	B	1,2,3	5-3147X	5-795X
	3-Joint Driveshaft w/MT w/outside snap rings	B	1,2,3	5-178X	5-799X
1992-1993	Reg. Cab w/6 1/2' bed w/117.5" WB Exc. alum. driveshaft w/4 Spd. MT1 AT w/alum. driveshaft yoke Exc. MT1 AT w/8' Bed & 131.5" WB	A	1,2	5-3147X	5-795X
		A	1,2	5-447X	
		A	1	5-791X	
		A	2	5-794X	
	w/MT8 MT 3-Joint driveshaft w/5 Spd. MT w/5 Spd. or w/MT8 MT 3-Joint Driveshaft	B	1,2,3	5-178X	5-799X
		B	1,2,3	5-178X	5-799X
		B	CB	210370-1X	
	Ext. Cab w/AT w/GETRAG (MG5) 5 Spd. MT w/MT8 MT	B	1,2,3	5-3147X	5-795X
		B	1	5-213X	5-790X
		B	2,3	5-212X	
		B	1,2,3	5-178X	5-799X
		B	CB	210370-1X	
	Suburban only 2-Joint Driveshaft	A	1	5-791X	
		A	2	5-794X	
	1994	Reg. Cab w/6 1/2' bed w/8' Bed, & 1-piece shaft w/MT8 MT 3-Joint Driveshaft	A	1,2	5-3147X
A			1	5-791X	
A			2	5-794X	
B			1,2,3	5-178X	5-799X
B			CB	210370-1X	
Ext. Cab w/MT1 AT & 6.5L Diesel Eng w/6 1/2' Bed Exc. MT1 AT & 6.5L Diesel Eng. w/MT8 MT w/steel driveshaft yoke w/6 1/2' Bed Exc. MT1 AT & 6.5L Diesel Eng. w/8' Bed w/M30 AT		B	1,2	5-213X	5-790X
		B	1,2,3	5-213X	5-790X
		B	1,2,3	5-178X	5-799X
		B	CB	211499X	
		B	CB	210370-1X	
Suburban only w/4 Spd. MT1 AT	A	1,2	5-447X		

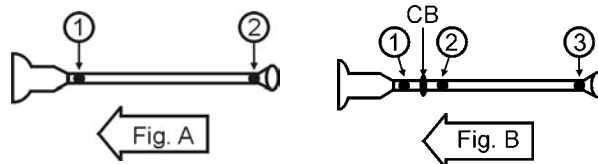
2WD



Important: See Safety Information in General Information Section (J300P-GI)

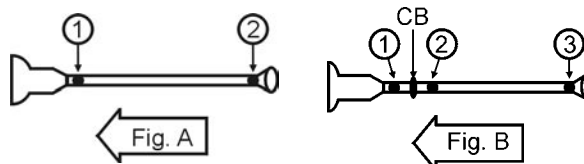
2WVD

Year	Model & Description	Fig.	Location	Spicer Part No.	SPL Part No.
CHEVROLET					
C-10 SERIES TRUCK / SUBURBAN					
1995	Reg. Cab w/6 1/2' bed w/8' Bed, & 1-piece shaft w/5 Spd. MW3 MT	A	1,2	5-3147X	5-795X
		A	1	5-791X	
		A	2	5-794X	
		B	1,2,3	5-178X	5-799X
		B	CB	210370-1X	
	Ext. Cab w/M30 4 Spd. AT w/MG5 5 Spd. MT First Design Second Design w/MT1 AT & 6.5L Diesel Eng. w/5 Spd. MW3 MT	B	1,2	5-213X	5-790X
		B	3	5-212X	
		B	CB	211819-1X	
		B	1,2	5-213X	5-790X
		B	3	5-212X	
		B	CB	211499X	
		B	CB	211819-1X	
		B	1,2	5-213X	5-790X
		B	3	5-212X	
		B	1,2,3	5-178X	5-799X
	B	CB	210370-1X		
	Suburban only w/4 Spd. M30 AT w/4 Spd. MT1 AT w/6.5L Diesel Turbo	A	1	5-791X	
		A	2	5-794X	
A		1,2	5-447X		
A		1,2	5-447X		
1996	Reg. Cab w/6 1/2' Bed w/MT w/steel driveshaft yoke w/8' Bed w/alum. driveshaft yoke	A	1,2	5-3147X	5-795X
		A	1	5-791X	
		A	2	5-794X	
	Ext. Cab w/6 1/2' & 8' bed w/M30 4 Spd. AT w/MG5 & M50 5 Spd. MT w/MT1 AT & 6.5L Diesel Eng.	B	1,2	5-1203X	5-790X
		B	3	5-212X	
		B	CB	211819-1X	
		B	1,2	5-1203X	5-790X
		B	3	5-212X	
		B	1,2	5-1203X	5-790X
	Suburban only w/4 Spd. M30 AT w/4 Spd. MT1 AT w/6.5L Diesel Turbo	A	1	5-791X	
		A	2	5-794X	
		A	1,2	5-447X	
		A	1,2	5-447X	
1997-1998	Reg. Cab w/6 1/2' bed w/8' Bed	A	1,2	5-3147X	5-795X
		A	1	5-791X	
		A	2	5-794X	
	Ext. Cab	B	1,2,3	5-213X	5-790X
		B	CB	211819-1X	



Year	Model & Description	Fig.	Location	Spicer Part No.	SPL Part No.
CHEVROLET					
C-10 SERIES TRUCK / SUBURBAN					
1997-1998	Suburban only w/4 Spd. M30 AT	A	1	5-791X	
		A	2	5-794X	
		A	1,2	5-447X	
1999	Reg. Cab w/AT w/MT w/ Steel Driveshaft	A	1,2	5-3147X	5-795X
		A	1	5-213X	5-812X
		A	2	5-212X	5-793X
	w/ Alum. Driveshaft Alum. u-joints replaced by steel u-joints	A	1	5-213X	5-812X
		A	2	5-212X	5-793X
		A	1,2	5-447X	
	Ext. Cab w/AT w/ Inside & outside ujoint driveline	B	1,2,3	5-3147X	5-795X
		B	1	5-3147X	5-795X
		B	2,3	5-178X	5-799X
		B	1,2	5-213X	5-812X
		B	3	5-212X	5-793X
		B	CB	N/A	
	Suburban only 2-Joint Driveshaft Steel Driveshaft Alum. Driveshaft Alum. u-joints replaced by steel u-joints w/ 1.188 inch cap diameter	A	1	5-213X	5-812X
		A	2	5-212X	5-793X
		A	1	5-213X	5-812X
A		2	5-212X	5-793X	
A		1,2	5-178X	5-799X	
2000-2001	Suburban only 2-Joint Driveshaft Steel Driveshaft	A	1	5-213X	5-812X
		A	2	5-212X	5-793X
	Alum. Driveshaft Alum. u-joints replaced by steel u-joints	A	1	5-213X	5-812X
		A	2	5-212X	5-793X
2002	Suburban only 2-Joint Driveshaft Steel Driveshaft w/ outside snap ring driveshaft w/ inside & outside snap ring driveshaft	A	1,2	5-213X	5-812X
		A	1	5-213X	5-812X
		A	2	5-212X	5-793X
	Alum. Driveshaft Alum. u-joints replaced by steel u-joints w/ outside snap ring driveshaft w/ inside & outside snap ring driveshaft	A	1,2	5-213X	5-812X
		A	1	5-213X	5-812X
		A	2	5-212X	5-793X

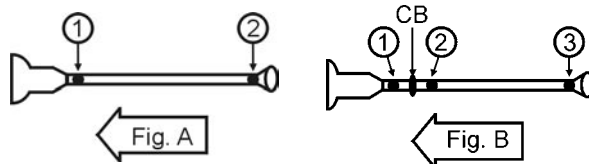
2WD



Important: See Safety Information in General Information Section (J300P-GI)

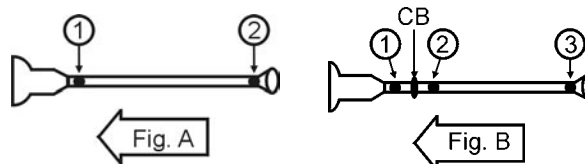
2WVD

Year	Model & Description	Fig.	Location	Spicer Part No.	SPL Part No.
CHEVROLET					
C-10 SERIES TRUCK / SUBURBAN					
2003	Suburban only Exc. 8.1L Eng. Steel Driveshaft w/ outside snap ring driveshaft w/ inside & outside snap ring driveshaft	A	1,2	5-213X	5-812X
		A	1	5-213X	5-812X
		A	2	5-212X	5-793X
	Alum. Driveshaft Alum. u-joints replaced by steel u-joints w/ outside snap ring driveshaft w/ inside & outside snap ring driveshaft	A	1,2	5-213X	5-812X
		A	1	5-213X	5-812X
		A	2	5-212X	5-793X
2004	Suburban only 2-Joint Driveshaft Steel Driveshaft w/ outside snap ring driveshaft w/ inside & outside snap ring driveshaft	A	1,2	5-213X	5-812X
		A	1	5-213X	5-812X
		A	2	5-212X	5-793X
	Alum. Driveshaft Alum. u-joints replaced by steel u-joints w/ outside snap ring driveshaft w/ inside & outside snap ring driveshaft	A	1,2	5-213X	5-812X
		A	1	5-213X	5-812X
		A	2	5-212X	5-793X
2005	Suburban only 2-Joint Driveshaft Steel Driveshaft w/ inside & outside snap ring driveshaft	A	1	5-213X	5-812X
		A	2	5-212X	5-793X
	Alum. Driveshaft Alum. u-joints replaced by steel u-joints w/ inside & outside snap ring driveshaft	A	1	5-213X	5-812X
		A	2	5-212X	5-793X
2006	Suburban only Exc. 6.0L Eng. Steel Driveshaft w/ inside & outside snap ring driveshaft	A	1	5-213X	5-812X
		A	2	5-212X	5-793X
	Alum. Driveshaft Alum. u-joints replaced by steel u-joints w/ inside & outside snap ring driveshaft	A	1	5-213X	5-812X
		A	2	5-212X	5-793X
C-20 SERIES TRUCK / SUBURBAN					
1960	w/3 Spd. MT	A	1	5-153X	5-785X
		A	2	5-178X	5-799X
	w/3 Spd. HD or 4 Spd. or AT	A-B	1,2,3	5-178X	5-799X
		B	CB	210370-1X	
1961-1962	w/3 Spd. MT	A	1	5-153X	5-785X
		A	2	5-178X	5-799X
	w/AT	B	1	5-153X	5-785X
		B	2,3	5-178X	5-799X
		B	CB	210370-1X	
	w/3 Spd. HD or 4 Spd. Trans.	B	1,2,3	5-178X	5-799X



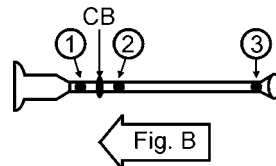
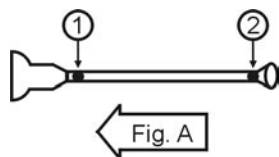
Year	Model & Description	Fig.	Location	Spicer Part No.	SPL Part No.	
CHEVROLET						
C-20 SERIES TRUCK / SUBURBAN						
1963-1966	w/3 Spd. Trans.	A-B	1	5-178X	5-799X	
		A-B	2,3	5-153X	5-785X	
	w/Turbo-Hydramatic Trans. w/1.062" Brg. cup dia. w/1.188" Brg. cup dia.	A-B	1,2	5-153X	5-785X	
		A-B	1,2,3	5-178X	5-799X	
	B	CB	210370-1X			
w/3 Spd. HD or 4 Spd. Trans.	A-B	1,2,3	5-178X	5-799X		
1967	w/3 Spd. OD or Turbo-Hydramatic Trans.	B	1,2	5-153X	5-785X	
		B	3	5-178X	5-799X	
	w/3 Spd. HD or 4 Spd. Trans.	B	1,2,3	5-178X	5-799X	
		B	CB	210370-1X		
1968-1969	w/3 Spd. MT or OD Trans.	B	1	5-153X	5-785X	
		B	2,3	5-178X	5-799X	
	w/Turbo-Hydramatic Trans. Exc. 396 Eng. w/1.062" Brg. cup dia. w/1.188" Brg. cup dia.	B	1,2	5-153X	5-785X	
		B	2,3	5-178X	5-799X	
		B	CB	210370-1X		
	w/396 Eng.	B	1	5-213X	5-790X	
		B	2,3	5-178X	5-799X	
	w/3 Spd. HD or 4 Spd. Trans.	B	1,2,3	5-178X	5-799X	
	1970-1972	w/3 Spd. MT or OD Trans.	B	1	5-153X	5-785X
			B	2,3	5-178X	5-799X
B			CB	210370-1X		
w/Turbo-Hydramatic Trans. Exc. 400 Eng. w/1.062" Brg. cup dia. w/1.188" Brg. cup dia.		B	1,2	5-153X	5-785X	
		B	2,3	5-178X	5-799X	
		B	CB	210370-1X		
		B	1	5-213X	5-790X	
		B	2,3	5-178X	5-799X	
w/400 Eng.		B	1,2,3	5-178X	5-799X	
		B	CB	210370-1X		
1973-1977		w/3 Spd. Trans. Exc. 400 Eng. w/400 Eng. w/1.062" Brg. cup dia. w/1.188" Brg. cup dia.	B	1,2	5-153X	5-785X
			B	3	5-178X	5-799X
	B		1	5-213X	5-790X	
	B		1,2,3	5-178X	5-799X	
	B		CB	210370-1X		
	w/4 Spd. or Turbo-Hydramatic Trans.	B	1,2,3	5-178X	5-799X	
		B	CB	210370-1X		

2WD



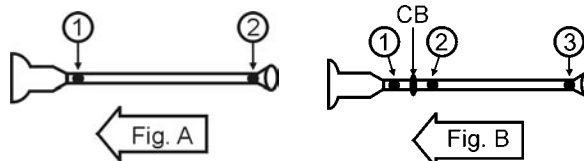
Important: See Safety Information in General Information Section (J300P-GI)

Year	Model & Description	Fig.	Location	Spicer Part No.	SPL Part No.
CHEVROLET					
C-20 SERIES TRUCK / SUBURBAN					
1978	w/1.062" Brg. cup dia.	A-B	1,2	5-153X	5-785X
	w/1.188" Brg. cup dia.	A-B	2,3	5-178X	5-799X
	Suburban only w/TH400	A-B	2,3	5-3147X	5-795X
		B	CB	210370-1X	
1979-1981	w/1.062" Brg. cup dia.	A-B	1,2,3	5-153X	5-785X
	w/1.188" Brg. cup dia.	B	3	5-178X	5-799X
	Suburban only w/TH400	A-B	2	5-3147X	5-795X
		B	CB	210370-1X	
1982-1983	w/inside snap rings	B	1,2	5-3147X	5-795X
	w/outside snap rings	B	1,2,3	5-178X	5-799X
		B	CB	210370-1X	
1984	2-Joint Driveshaft w/inside snap rings w/outside snap rings	A	1,2	5-3147X	5-795X
		A	1,2	5-178X	5-799X
	3-Joint Driveshaft w/inside snap rings w/outside snap rings	B	1	5-3147X	5-795X
		B	1	5-178X	5-799X
		B	2	5-3147X	5-795X
		B	3	5-178X	5-799X
B	CB	210370-1X			
1985-1986	2-Joint Driveshaft w/inside snap rings w/outside snap rings	A	1,2	5-3147X	5-795X
		A	1,2	5-178X	5-799X
	3-Joint Driveshaft w/4 Spd. AT Exc. 4 Spd. AT Exc. 454 Eng. w/454 Eng.	B	1,3	5-3147X	5-795X
		B	2	5-178X	5-799X
		B	CB	210370-1X	
		B	1,2	5-178X	5-799X
		B	3	5-3147X	5-795X
		B	CB	210370-1X	
		B	1,2,3	5-178X	5-799X
		B	CB	210370-1X	
1992	Reg. Cab w/MT1 AT 2-Joint Driveshaft w/131.5" WB 3-Joint Driveshaft	A	1,2	5-447X	
		B	1,2,3	5-447X	
		B	CB	211793-1X	
	w/7200# GVW MT8 MT 3-Joint Driveshaft	B	1,2,3	5-178X	5-799X
		B	CB	210370-1X	
	w/8600# GVW	B	1,2,3	5-447X	
		B	CB	211793-1X	



Year	Model & Description	Fig.	Location	Spicer Part No.	SPL Part No.		
CHEVROLET							
C-20 SERIES TRUCK / SUBURBAN							
1992	Ext. Cab w/6 1/2' bed Exc. MT1 AT & MG5 MT	B	1,2,3	5-178X	5-799X		
		B	CB	210370-1X			
	w/MT1 AT & MG5 MT		B	1,2,3	5-447X		
			B	CB	211499X		
	w/6 1/2' & 8' Bed w/7200# GVW		B	1,2,3	5-178X	5-799X	
			B	CB	210370-1X		
	w/8600# GVW & MT8 MT		B	1,2,3	5-447X		
			B	CB	211793-1X		
	Suburban only 2-Joint Driveshaft w/Steel Driveshaft		A	1,2	5-178X	5-799X	
	w/Alum. Driveshaft Alum. u-joints replaced by steel u-joints		A	1,2	5-178X	5-799X	
1993	Reg. Cab w/MT1 AT 2-Joint Driveshaft w/131.5" WB	A	1,2	5-447X			
		B	1,2,3	5-447X			
			B	CB	211793-1X		
	w/7200# GVW MT8 MT 3-Joint Driveshaft		B	1,2,3	5-178X	5-799X	
			B	CB	210370-1X		
	w/8600# GVW		B	1,2,3	5-447X		
			B	CB	211793-1X		
	Ext. Cab w/6 1/2' bed Exc. MT1 AT & MG5 MT			B	1,2,3	5-178X	5-799X
				B	CB	210370-1X	
		w/MT1 AT & MG5 MT		B	1,2,3	5-447X	
				B	CB	211499X	
		w/6 1/2' & 8' Bed w/7200# GVW		B	1,2,3	5-178X	5-799X
				B	CB	210370-1X	
	w/8600# GVW & MT8 MT		B	1,2,3	5-447X		
Suburban only 2-Joint Driveshaft w/Steel Driveshaft		A	1,2	5-178X	5-799X		
w/Alum. Driveshaft Alum. u-joints replaced by steel u-joints		A	1,2	5-178X	5-799X		
1994	Reg. Cab w/MT1 AT 2-Joint Driveshaft w/131.5" WB	A	1,2	5-447X			
		B	1,2,3	5-447X			
			B	CB	211793-1X		
	w/7200# GVW MT8 MT 3-Joint Driveshaft		B	1,2,3	5-178X	5-799X	
			B	CB	210370-1X		
	w/8600# GVW		B	1,2,3	5-447X		
			B	CB	211793-1X		

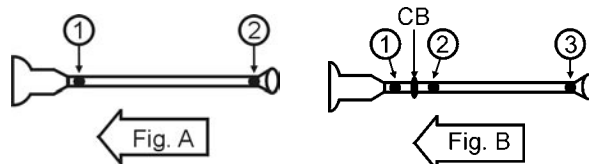
2WD



Important: See Safety Information in General Information Section (J300P-GI)

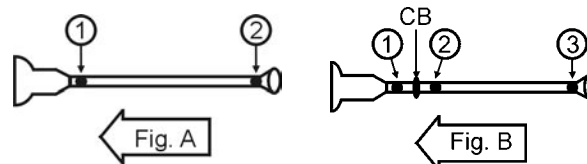
2WD

Year	Model & Description	Fig.	Location	Spicer Part No.	SPL Part No.	
CHEVROLET						
C-20 SERIES TRUCK / SUBURBAN						
1994	Ext. Cab w/6 1/2' bed Exc. MT1 AT & MG5 MT	B	1,2,3	5-178X	5-799X	
		B	CB	210370-1X		
	w/MT1 AT & MG5 MT	B	1,2,3	5-447X		
		B	CB	211499X		
	w/6 1/2' & 8' Bed w/7200# GVW	B	1,2,3	5-178X	5-799X	
		B	CB	210370-1X		
	w/8600# GVW & MT8 MT	B	1,2,3	5-447X		
		B	CB	211499X		
Suburban only 2-Joint Driveshaft w/Steel Driveshaft	A	1,2	5-178X	5-799X		
	A	1,2	5-178X	5-799X		
1995	Reg. Cab w/MT1 AT 2-Joint Driveshaft w/131.5 3-Joint Driveshaft	A	1,2	5-447X		
		B	1,2,3	5-447X		
	B	CB	211793-1X			
	w/7200# GVW MT8 MT 3-Joint Driveshaft	B	1,2,3	5-178X	5-799X	
		B	CB	210370-1X		
	w/8600# GVW	B	1,2,3	5-447X		
		B	CB	211793-1X		
	Ext. Cab w/6 1/2' Bed w/MT1 & MG5 MT	B	1,2,3	5-447X		
		B	CB	211499X		
		B	CB	211748-1X		
		w/MT1 AT or MG5 MT	B	1,2,3	5-178X	5-799X
			B	CB	210370-1X	
w/MW3, MT8 & MT		B	1,2,3	5-178X	5-799X	
	B	CB	210370-1X			
w/M30 AT & w/7200# GVW w/steel driveshaft yoke	B	1,2,3	5-178X	5-799X		
	B	CB	210370-1X			
Ext. Cab w/8' Bed Exc. MG5 MT	B	1,2,3	5-447X			
	B	CB	211793-1X			
Suburban only 2-Joint Driveshaft w/Steel Driveshaft	A	1,2	5-178X	5-799X		
	A	1,2	5-178X	5-799X		
1996	Reg. Cab 2-Joint Driveshaft 3-Joint Driveshaft	A	1,2	5-447X		
		B	1,2,3	5-447X		
	B	CB	211793-1X			



Year	Model & Description	Fig.	Location	Spicer Part No.	SPL Part No.
CHEVROLET					
C-20 SERIES TRUCK / SUBURBAN					
1996	Ext. Cab w/MT1 & MG5 MT w/MT1 AT w/MG5 MT w/MW3, MT8 & MT w/M30 AT w/6 1/2' bed & 7200# GVW 3-Joint Driveshaft w/6 1/2' bed & AT w/6 1/2' bed & MT w/8' bed Suburban only 2-Joint Driveshaft w/Steel Driveshaft w/Alum. Driveshaft Alum. u-joints replaced by steel u-joints	B	1,2,3	5-447X	
		B	CB	211748-1X	
		B	CB	211499X	
		B	1,2,3	5-178X	5-799X
		B	CB	210370-1X	
		B	1,2,3	5-178X	5-799X
		B	CB	210370-1X	
		B	1,2,3	5-447X	
		B	CB	211748-1X	
		B	CB	211499X	
		B	CB	211793-1X	
		1997-1998	Reg. Cab w/8' bed 2-Joint Driveshaft 3-Joint Driveshaft & 8600lb GVW	A	1,2
B	1,2,3			5-447X	
B	CB			211793-1X	
Ext. Cab w/6 1/2' Bed w/AT w/5 Spd MT	B		1,2,3	5-447X	
	B		CB	211748-1X	
	B		CB	211499X	
Ext. Cab w/8' Bed	B	1,2,3	5-447X		
	B	CB	211793-1X		
Suburban only 2-Joint Driveshaft w/Steel Driveshaft w/Alum. Driveshaft Alum. u-joints replaced by steel u-joints	A	1,2	5-178X	5-799X	
	A	1,2	5-178X	5-799X	
1999	Reg. Cab 2-Joint Driveshaft 3-Joint Driveshaft	A	1,2	5-447X	
		B	1,2,3	5-447X	
		B	CB	211793-1X	

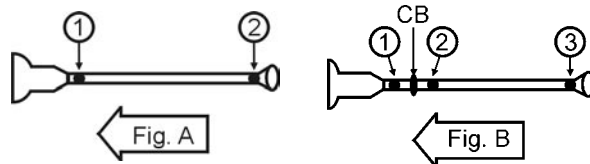
2WD



Important: See Safety Information in General Information Section (J300P-GI)

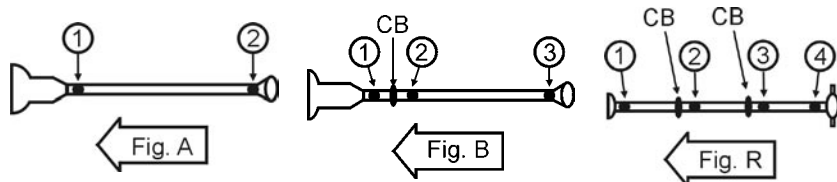
2WD

Year	Model & Description	Fig.	Location	Spicer Part No.	SPL Part No.
CHEVROLET					
C-20 SERIES TRUCK / SUBURBAN					
1999	Ext. Cab w/MT1 & MG 5 AT w/MT1 AT w/MG5 MT w/MW3, MT8 & MT w/6 1/2' bed & 7200# GVW w/M30 AT w/6 1/2' & 8'bed w/6 1/2' bed & AT w/6 1/2' bed & MT w/8' bed 3-Joint Driveshaft Exc. MG5 MT	B	1,2,3	5-447X	
		B	CB	211748-1X	
		B	CB	211499X	
		B	1,2,3	5-178X	5-799X
		B	CB	210370-1X	
		B	1,2,3	5-178X	5-799X
		B	CB	210370-1X	
		B	1,2,3	5-447X	
		B	CB	211748-1X	
		B	CB	211499X	
		B	CB	211793-1X	
		B	1,2,3	5-447X	
		B	CB	211793-1X	
		Pick Up	3-Joint Driveshaft w/1410 Series Driveshaft w/1.378" Center Brg. I.D. w/1.574" Center Brg. I.D.	B	1,2,3
B	CB			210088-1X	
B	CB			210866-1X	
Suburban only	2-Joint Driveshaft w/Steel Driveshaft w/Alum. Driveshaft Alum. u-joints replaced by steel u-joints	A	1,2	5-178X	5-799X
		A	1,2	5-178X	5-799X
2000	Pick Up 3-Joint Driveshaft w/1350 Series Driveshaft w/1410 Series Driveshaft w/1.378" Center Brg. I.D. w/1.574" Center Brg. I.D.	B	1,2,3	5-178X	5-799X
		B	1,2,3	5-160X	5-801X
		B	CB	210088-1X	
		B	CB	210866-1X	
	Suburban only	2-Joint Driveshaft w/Steel Driveshaft w/Alum. Driveshaft Alum. u-joints replaced by steel u-joints	A	1,2	5-178X
A			1,2	5-178X	5-799X
2001-2006	Suburban only w/6.0L Eng. 2-Joint Driveshaft w/Steel Driveshaft w/Alum. Driveshaft Alum. u-joints replaced by steel u-joints	A	1,2	5-178X	5-799X
		A	1,2	5-178X	5-799X
	Suburban only w/8.1L Eng. 2-Joint Driveshaft w/Steel Driveshaft w/Alum. Driveshaft Alum. u-joints replaced by steel u-joints	A	1,2	5-160X	5-801X
		A	1,2	5-160X	5-801X
C-30 SERIES TRUCK					
1941-1947	3800 & 3900 Series	B	1,2,3	5-178X	5-799X
		B	CB	210370-1X	
1948-1953	3800 & 3900 Series	B	1,2,3	5-178X	5-799X
	All Others	B	2,3	5-178X	5-799X
	3800 & 3900 Series	B	CB	210370-1X	



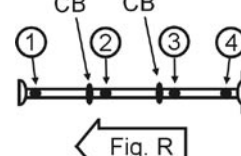
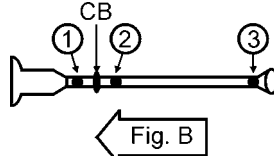
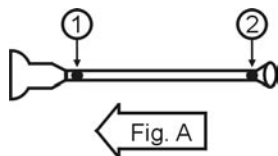
Year	Model & Description	Fig.	Location	Spicer Part No.	SPL Part No.
CHEVROLET					
C-30 SERIES TRUCK					
1954-1959	3400, 3500, 3600, 3700 Series w/3 Spd. HD, 4 Spd. or AT	A-B	1,2,3	5-178X	5-799X
		B	CB	210370-1X	
	w/3 Spd. MT	A-B	1	5-153X	5-785X
		A-B	2,3	5-178X	5-799X
		B	1,2,3	5-178X	5-799X
		B	CB	210370-1X	
3800 & 3900 Series	B	1,2,3	5-178X	5-799X	
	B	CB	210370-1X		
1960-1977		A-B	1,2,3	5-178X	5-799X
		B	CB	210370-1X	
1978-1981	w/1.062" Brg. cup dia.	A-B	1,2,3	5-153X	5-785X
	w/1.188" Brg. cup dia.	A-B	1,2,3	5-178X	5-799X
		B	CB	210370-1X	
1982-1986	3-Joint Driveshaft	B	1,2,3	5-178X	5-799X
		B	CB	210370-1X	
1992-1998	Reg. Cab w/131.5" WB	B	1,2,3	5-447X	
		B	CB	211793-1X	
	Ext. Cab w/155.5" WB w/Dual Rear wheels Exc. Dual Rear wheels	B	1,2,3	5-178X	5-799X
		B	CB	210370-1X	
		B	1,2,3	5-447X	
		B	CB	211793-1X	
	2 Dr Chassis Cab w/135.5" & 159.5" WB w/15,000# GVW Exc. 15,000# GVW	B	1,2,3	5-160X	5-801X
		B	1,2,3	5-447X	
		B	CB	211793-1X	
	4 Dr Chassis Cab w/164.5" & 168.5" WB	B	1,2,3	5-447X	
		B	CB	211735-1X	
	2 Dr Chassis Cab w/183.5" WB 4-Joint Driveshaft	R	1,2,3,4	5-160X	5-801X
1st one R		CB	211804-1X		
2nd one R		CB	211793-1X		
1999	3-Joint Driveshaft w/131.5" or 155.5" WB, Inc. Chassis Cab Chassis Cab w/135.5" or 159.5" WB w/15000 LB GVW Exc. 15000 LB GVW	B	1,2,3	5-178X	5-799X
		B	1,2,3	5-160X	5-801X
		B	1	5-178X	5-799X
		B	2,3	5-160X	5-801X
	Chassis Cab w/183.5" WB	B	1,2,3	5-160X	5-801X
		R	1,2,3,4	5-160X	5-801X
	4-Joint Driveshaft				

2WD



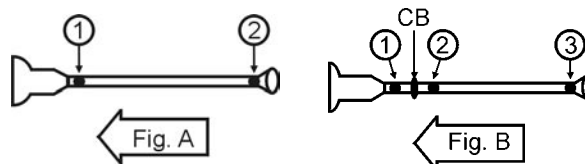
Important: See Safety Information in General Information Section (J300P-GI)

Year	Model & Description	Fig.	Location	Spicer Part No.	SPL Part No.
CHEVROLET					
C-30 SERIES TRUCK					
2000	3-Joint Driveshaft w/131.5" or 155.5" WB, Inc. Chassis Cab Chassis Cab w/135.5" or 159.5" WB w/15000 LB GVW Chassis Cab;w/135.5" or 159.5" WB Exc.15000 LB GVW Chassis Cab w/135.5" or 159.5" WB Chassis Cab w/183.5" WB	B	1,2,3	5-178X	5-799X
		B	1,2,3	5-160X	5-801X
		B	1	5-178X	5-799X
		B	2,3	5-160X	5-801X
		B	1,2,3	5-160X	5-801X
	4-Joint Driveshaft	R	1,2,3,4	5-160X	5-801X
COLORADO PICK-UP					
2004	Std. Cab Steel Shaft Alum. Driveshaft Spicer Driveshaft	A	1,2	5-213X	5-790X
		A	1	5-213X	5-790X
		A	2	5003097	
	Ext. & Crew Cab 3-Joint Driveshaft	B	1,2	5-213X	5-790X
		B	3	5-212X	5-793X
2005-2006	Std. Cab Alum. Driveshaft Spicer Driveshaft	A	1	5-213X	5-790X
		A	2	5003097	
	Ext. & Crew Cab 3-Joint Driveshaft	B	1,2	5-213X	5-790X
		B	3	5-212X	5-793X
G-10 SERIES, G1500 SERIES AND EXPRESS					
1964-1977		A-B	1,2,3	5-153X	5-785X
		B	CB	210370-1X	
1978-1981	w/inside snap rings	A-B	1,2,3	5-3147X	5-795X
	w/outside snap rings	A-B	1,2,3	5-153X	5-785X
		B	CB	210370-1X	
1982-1991	2-Joint Driveshaft w/inside snap rings w/outside snap rings w/alum. driveshaft yoke	A	1,2	5-3147X	5-795X
		A	1,2	5-791X	
	3-Joint Driveshaft	B	1,2,3	5-3147X	5-795X
		B	CB	210370-1X	
1992-1998	w/inside snap rings w/110" & 125" WB 2-Joint driveshaft	A	1,2	5-3147X	5-795X
	w/outside snap rings w/125" WB w/alum. driveshaft yoke	A	1	5-791X	
	w/inside & outside snap rings w/125" WB	A	2	5-794X	
1999-2006	2-Joint Driveshaft w/Steel Driveshaft w/Alum. Driveshaft Alum. u-joints replaced by steel u-joints	A	1,2	5-178X	5-799X
		A	1,2	5-178X	5-799X
G-20 SERIES, G2500 SERIES AND EXPRESS					
1967-1978	Exc. 400 Eng. w/inside snap rings w/outside snap rings w/1.062" & 1.125" Brg. cup dia.	A-B	1,2,3	5-3147X	5-795X
		A-B	1,2,3	5-153X	5-785X
		A-B	1,3	5-212X	
		B	CB	210370-1X	



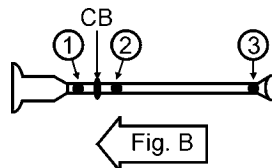
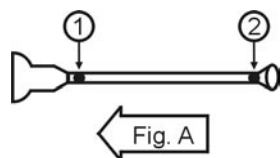
Year	Model & Description	Fig.	Location	Spicer Part No.	SPL Part No.
CHEVROLET					
G-20 SERIES, G2500 SERIES AND EXPRESS					
1967-1978	w/400 Eng.	A-B	1,2,3	5-213X	5-790X
		B	CB	210370-1X	
1979-1981	Exc. 400 Eng. w/inside snap rings w/outside snap rings	A-B	1,2,3	5-3147X	5-795X
		A-B	1,2,3	5-153X	5-785X
		B	CB	210370-1X	
	w/400 Eng.	B	1	5-3147X	5-795X
		B	2	5-153X	5-785X
		B	3	5-178X	5-799X
		B	CB	210370-1X	
1982-1983	2-Joint Driveshaft	A	1,2	5-3147X	5-795X
	3-Joint Driveshaft	B	1,2,3	5-3147X	5-795X
		B	CB	210370-1X	
1984	2-Joint Driveshaft	A	1,2	5-3147X	5-795X
	3-Joint Driveshaft w/Turbo 400 AT	B	1	5-3147X	5-795X
		B	2,3	5-178X	5-799X
		B	1,2,3	5-3147X	5-795X
		B	CB	210370-1X	
1985-1989	2-Joint Driveshaft	A	1,2	5-3147X	5-795X
	3-Joint Driveshaft	B	1,2,3	5-3147X	5-795X
		B	CB	210370-1X	
1990	2-Joint Driveshaft w/inside snap rings w/outside snap rings & alum. driveshaft w/inside & outside snap rings	A	1,2	5-3147X	5-795X
		A	1	5-791X	
		A	2	5-794X	
	3-Joint Driveshaft	B	1,2,3	5-3147X	5-795X
		B	CB	210370-1X	
1991-1995	2-Joint Driveshaft w/inside snap rings w/110" & 125" WB 125" WB w/alum. driveshaft w/outside snap rings w/inside & outside snap rings	A	1,2	5-3147X	5-795X
		A	1	5-791X	
		A	2	5-794X	
1996-2002	2-Joint Driveshaft w/Alum. Driveshaft Alum. u-joints replaced by steel u-joints	A	1,2	5-178X	5-799X
		A	1,2	5-178X	5-799X
	3-Joint Driveshaft	B	1,2,3	5-178X	5-799X
2003-2006	2-Joint Driveshaft w/Alum. Driveshaft Alum. u-joints replaced by steel u-joints	A	1,2	5-178X	5-799X
		A	1,2	5-178X	5-799X
	3-Joint Driveshaft w/AAM 1355 Series Driveshaft w/1350 Series Driveshaft	B	1,2,3	N/A	
		B	1,2,3	5-178X	5-799X

2WD



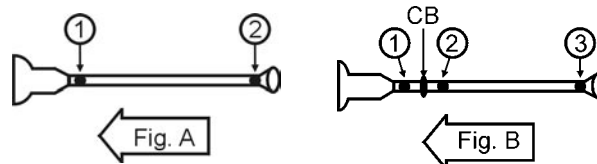
Important: See Safety Information in General Information Section (J300P-GI)

Year	Model & Description	Fig.	Location	Spicer Part No.	SPL Part No.
CHEVROLET					
G-30 SERIES, G3500 SERIES AND EXPRESS					
1967-1973		B	1,2,3	5-153X	5-785X
		B	CB	210370-1X	
1974-1977	Exc. 400 Eng.	A-B	1	5-153X	5-785X
	w/400 Eng.	A-B	1	5-213X	5-790X
		A-B	2,3	5-178X	5-799X
	w/400 Eng.	B	CB	210370-1X	
1978	w/inside snap rings	A-B	1,2,3	5-3147X	5-795X
	w/outside snap rings	A-B	1,2,3	5-178X	5-799X
		B	CB	210370-1X	
1979-1981	w/inside snap rings	A-B	1,3	5-3147X	5-795X
	w/outside snap rings	A-B	1,2,3	5-178X	5-799X
		B	CB	210370-1X	
1982	3-Joint Driveshaft Exc. 250 Eng. or 3 Spd. MT w/250 Eng. or 3 Spd. MT	B	1,2,3	5-178X	5-799X
		B	1	5-3147X	5-795X
		B	2,3	5-178X	5-799X
		B	CB	210370-1X	
1983-1984	3-Joint Driveshaft Exc. 3 Spd. MT w/3 Spd. MT	B	1	5-3147X	5-795X
		B	2,3	5-178X	5-799X
		B	1,2,3	5-178X	5-799X
		B	CB	210370-1X	
1985-1987	w/350 Eng & THM700 4 Spd. AT	B	1	5-3147X	5-795X
		B	2,3	5-178X	5-799X
	Exc. 350 Eng. & THM700 4 Spd. AT	B	1,2,3	5-178X	5-799X
		B	CB	210370-1X	
1988-1990	3-Joint Driveshaft w/inside snap rings w/outside snap rings	B	1	5-3147X	5-795X
		B	1	5-178X	5-799X
		B	2,3	5-178X	5-799X
		B	CB	210370-1X	
1991	2-Joint Driveshaft	A	1,2	5-447X	
	3-Joint Driveshaft	B	1,2,3	5-178X	5-799X
		B	CB	210370-1X	
1992-1995	2-Joint Driveshaft	A	1,2	5-447X	
	3-Joint Driveshaft	B	1,2,3	5-447X	
		B	CB	210370-1X	
1996-1998	2-Joint Driveshaft	A	1,2	5-178X	5-799X
	3-Joint Driveshaft	B	1,2,3	5-178X	5-799X
1999	2-Joint Driveshaft	A	1,2	5-178X	5-799X
	Alum. Driveshaft Alum. u-joints replaced by steel u-joints	A	1,2	5-178X	5-799X
	3-Joint Driveshaft	B	1,2,3	5-178X	5-799X



Year	Model & Description	Fig.	Location	Spicer Part No.	SPL Part No.	
CHEVROLET						
G-30 SERIES, G3500 SERIES AND EXPRESS						
2000	2-Joint Driveshaft	A	1,2	5-178X	5-799X	
	Alum. Driveshaft Alum. u-joints replaced by steel u-joints	A	1,2	5-178X	5-799X	
2001	2-Joint Driveshaft					
	Exc. Commercial Cutaway	A	1,2	5-178X	5-799X	
	Alum. Driveshaft - Alum. u-joints replaced by steel u-joints	A	1,2	5-178X	5-799X	
	Commercial Cutaway	A	1,2	5-160X	5-801X	
	Alum. Driveshaft - Alum. u-joints replaced by steel u-joints	A	1,2	5-160X	5-801X	
3-Joint Driveshaft	Exc. Commercial Cutaway	B	1,2,3	5-178X	5-799X	
	Commercial Cutaway	B	1,2,3	5-160X	5-801X	
2002	2-Joint Driveshaft					
	Exc. Commercial Cutaway	A	1,2	5-178X	5-799X	
	Alum. Driveshaft - Alum. u-joints replaced by steel u-joints	A	1,2	5-178X	5-799X	
	Commercial Cutaway	A	1,2	5-160X	5-801X	
	Alum. Driveshaft - Alum. u-joints replaced by steel u-joints	A	1,2	5-160X	5-801X	
	3-Joint Driveshaft	Exc. Commercial Cutaway	B	1,2,3	5-178X	5-799X
Commercial Cutaway	B	1,2,3	5-160X	5-801X		
2003	2-Joint Driveshaft					
	Exc. Commercial Cutaway	A	1,2	5-178X	5-799X	
	Alum. Driveshaft - Alum. u-joints replaced by steel u-joints	A	1,2	5-178X	5-799X	
	Commercial Cutaway, w/139" WB	A	1,2	5-160X	5-801X	
	Alum. Driveshaft - Alum. u-joints replaced by steel u-joints	A	1,2	5-160X	5-801X	
	3-Joint Driveshaft	Commercial Cutaway				
	w/139" WB, Exc. Dual Wheel	B	1,2,3	5-178X	5-799X	
	w/1350 Series Driveshaft	B	1,2,3	N/A		
	w/159" & 177" WB	B	1	5-178X	5-799X	
	w/1350-1410 Series Driveshaft	B	2,3	5-160X	5-801X	
w/1355-1415 AAM Series Driveshaft	B	1,2,3	N/A			
2004	2-Joint Driveshaft					
	Exc. Commercial Cutaway, w/135" WB	A	1,2	5-178X	5-799X	
	Alum. Driveshaft - Alum. u-joints replaced by steel u-joints	A	1,2	5-178X	5-799X	
	Commercial Cutaway, w/139" WB	A	1,2	5-160X	5-801X	
Alum. Driveshaft - Alum. u-joints replaced by steel u-joints	A	1,2	5-160X	5-801X		

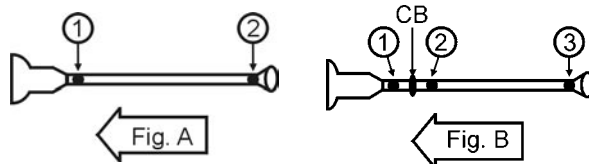
2WD



Important: See Safety Information in General Information Section (J300P-GI)

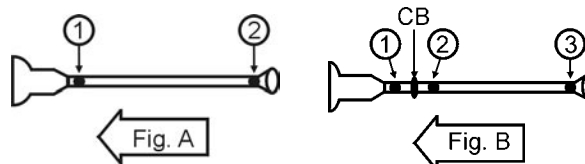
2WVD

Year	Model & Description	Fig.	Location	Spicer Part No.	SPL Part No.
CHEVROLET					
G-30 SERIES, G3500 SERIES AND EXPRESS					
2004	3-Joint Driveshaft Commercial Cutaway w/139" WB, Exc. Dual Wheel w/1350 Series Driveshaft w/1355-1415 AAM Series Driveshaft w/159" & 177" WB w/1350-1410 Series Driveshaft w/1355-1415 AAM Series Driveshaft	B	1,2,3	5-178X	5-799X
		B	1,2,3	N/A	
		B	1	5-178X	5-799X
		B	2,3	5-160X	5-801X
		B	1,2,3	N/A	
2005-2006	2-Joint Driveshaft Exc. Commercial Cutaway, w/135" WB Alum. Driveshaft - Alum. u-joints replaced by steel u-joints Commercial Cutaway, w/139" WB, w/Dual Wheel Alum. Driveshaft - Alum. u-joints replaced by steel u-joints	A	1,2	5-178X	5-799X
		A	1,2	5-178X	5-799X
		A	1,2	5-160X	5-801X
		A	1,2	5-160X	5-801X
	3-Joint Driveshaft Commercial Cutaway w/139" WB, Exc. Dual Wheel w/1350 Series Driveshaft w/159" & 177" WB w/1350-1410 Series Driveshaft w/1355-1415 AAM Series Driveshaft Exc. Commercial Cutaway, w/155" WB	B	1,2,3	5-178X	5-799X
		B	1	5-178X	5-799X
		B	2,3	5-160X	5-801X
		B	1,2,3	N/A	
		B	1,2,3	5-178X	5-799X
		B	1,2,3	5-178X	5-799X
LUV					
1971-1982		Lube A-B	1,2,3	5-111X	
		Non-Lube A-B	1,2,3	5-101X	
P-10 SERIES					
1960-1978	w/AT or 3 Spd. MT w/3 Spd. HD or 4 Spd. Trans. (Round Bracket) (U-Shaped Bracket)	A-B	1,2,3	5-153X	5-785X
		A-B	1	5-178X	5-799X
		A-B	2,3	5-153X	5-785X
		B	CB	210527X	
		B	CB	210370-1X	
1979		A	1,2	5-213X	5-790X
1980-1981		A-B	1,2,3	5-153X	5-785X
		B	CB	210370-1X	
P-20 SERIES					
1960-1978	w/3 Spd. Trans. incl Turbo-Hydramatic	A	1	5-153X	5-785X
		A	2	5-178X	5-799X
	w/3 Spd. HD or 4 Spd. Trans.	B	1,2,3	5-178X	5-799X
		B	CB	210370-1X	



Year	Model & Description	Fig.	Location	Spicer Part No.	SPL Part No.		
CHEVROLET							
P-20 SERIES							
1979	2-Joint Driveshaft	A	1,2	5-213X	5-790X		
	3-Joint Driveshaft Exc. 125" WB w/MT w/125" WB w/MT	B	1,2,3	5-178X	5-799X		
		B	2	5-3147X	5-795X		
		B	3	5-212X			
		B	CB	210370-1X			
1980-1981	2-Joint Driveshaft Exc. 4 Spd. Saginaw shaft w/4 Spd. Saginaw shaft	A	1	5-153X	5-785X		
		A	2	5-3147X	5-795X		
		A	1	5-178X	5-799X		
		A	2	5-3147X	5-795X		
	3-Joint Driveshaft Exc. 3 Spd. AT w/3 Spd. AT	B	1	5-178X	5-799X		
		B	2,3	5-3147X	5-795X		
		B	CB	210370-1X			
		B	1	5-153X	5-785X		
		B	2,3	5-3147X	5-795X		
		B	CB	210370-1X			
		1982-1983	3-Joint Driveshaft	B	1,2	5-178X	5-799X
				B	3	5-3147X	5-795X
B	CB			210370-1X			
1984	2-Joint Driveshaft	A	1	5-178X	5-799X		
		A	2	5-3147X	5-795X		
	3-Joint Driveshaft w/inside snap rings w/outside snap rings	B	1,2,3	5-3147X	5-795X		
		B	CB	210370-1X			
1985-1989	2-Joint Driveshaft	A	1	5-178X	5-799X		
		A	2	5-3147X	5-795X		
	3-Joint Driveshaft w/inside snap rings w/outside snap rings Exc. Saginaw Shaft	B	1	5-178X	5-799X		
		B	2,3	5-3147X	5-795X		
		B	2,3	5-178X	5-799X		
		B	CB	210370-1X			
P-30 SERIES							
1960		A	1,2	5-178X	5-799X		
1961-1962	w/3 Spd. MT	A	1	5-153X	5-785X		
		A	2	5-178X	5-799X		
	w/3 Spd. HD or 4 Spd. AT	A	1,2	5-178X	5-799X		
1963-1966	w/3 Spd. Trans.	A-B	1	5-178X	5-799X		
		A-B	2,3	5-153X	5-785X		
	w/3 Spd. HD or 4 Spd. Trans.	A-B	1,2,3	5-153X	5-785X		

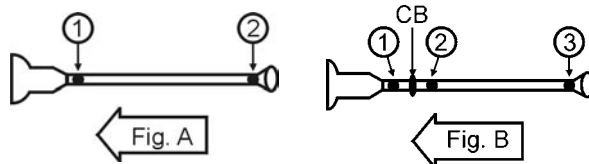
2WD



Important: See Safety Information in General Information Section (J300P-GI)

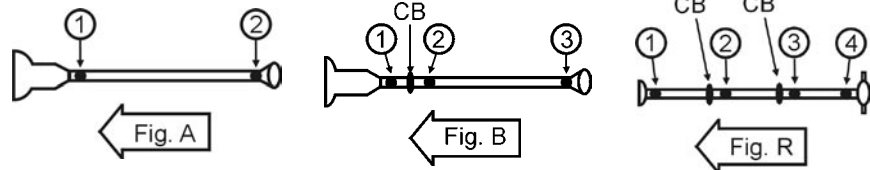
2WD

Year	Model & Description	Fig.	Location	Spicer Part No.	SPL Part No.	
CHEVROLET						
P-30 SERIES						
1963-1966	w/Turbo-Hydramatic Trans.	B	1,2	5-153X	5-785X	
		B	3	5-178X	5-799X	
		B	CB	210370-1X		
1967-1977		B	1,2,3	5-178X	5-799X	
		B	CB	210370-1X		
1978	w/3.469" outside yoke dim	B	1,2,3	5-153X	5-785X	
	w/3.875" outside yoke dim	B	1,2,3	5-178X	5-799X	
		B	CB	210370-1X		
1979	w/3.469" outside yoke dim	A-B	1,2,3	5-153X	5-785X	
	w/3.875" outside yoke dim	A-B	1,2,3	5-178X	5-799X	
	w/inside snap rings	B	2	5-3147X	5-795X	
	w/4.438" outside yoke dim	B	3	5-160X	5-801X	
		B	CB	210370-1X		
	w/inside & outside snap rings	B	3	5-212X		
1980-1981	2-Joint Driveshaft	A	1	5-153X	5-785X	
		A	2	5-178X	5-799X	
	3-Joint Driveshaft	125", 133" & 137" WB Exc. Motor Home Motor Home	B	1	5-178X	5-799X
			B	1	5-153X	5-785X
		157" WB w/4 Spd. MT w/Rear disc brakes w/4 Spd. MT w/Rear drum brakes w/M400 w/Rear disc brakes	B	1	5-153X	5-785X
			B	1	5-178X	5-799X
			B	1	5-1206X	
		178" WB Exc. Motor Home	B	1	5-160X	5-801X
		125", 133", 157", 158.5" & 178" WB w/Rear drum brakes w/Rear disc brakes	B	2,3	5-178X	5-799X
			B	2	5-153X	5-785X
			B	3	5-1206X	
		137" WB	B	2,3	5-178X	5-799X
			B	CB	210370-1X	



Year	Model & Description	Fig.	Location	Spicer Part No.	SPL Part No.	
CHEVROLET						
P-30 SERIES						
1982-1983	3-Joint Driveshaft w/4 wheel disc brakes, 157" WB & THM400 AT	B	1,3	5-1206X		
		B	2	5-178X	5-799X	
		B	CB	210370-1X		
	Motor Home w/158.5" or 178" WB	B	1	5-160X	5-801X	
		B	2	5-153X	5-785X	
		B	3	5-1206X		
	exc. Motor Home w/4 wheel disc brakes	B	CB	210370-1X		
		B	1	5-153X	5-785X	
		B	2	5-178X	5-799X	
	w/rear drum brakes	B	3	5-1206X		
		B	CB	210370-1X		
		B	1,2,3	5-178X	5-799X	
	1984	2-Joint Driveshaft w/3.875" outside yoke dim w/4.438" outside yoke dim w/inside snap rings	A	1,2	5-178X	5-799X
			A	2	5-160X	5-801X
			A	1,2	5-3147X	5-795X
3-Joint Driveshaft w/4 wheel disc w/3.875" outside yoke dim w/Rear drum brakes w/inside snap rings w/outside snap rings		B	1,3	5-160X	5-801X	
		B	1,2,3	5-178X	5-799X	
		B	CB	210370-1X		
		B	1,2,3	5-3147X	5-795X	
4-Joint Driveshaft	B	1,2,3	5-178X	5-799X		
	B	CB	210370-1X			
	B	4	5-160X	5-801X		
1982-1983	4-Joint Driveshaft Exc. 178" WB	R	1,2,3,4	5-178X	5-799X	
		(Front) R	CB	210367-1X		
		(Rear) R	CB	210370-1X		
	w/178" WB	R	1,2,3	5-178X	5-799X	
		R	4	5-1206X		
		(Front) R	CB	210367-1X		
		(Rear) R	CB	210370-1X		

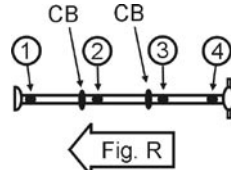
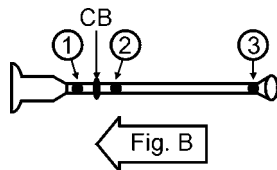
2WD



Important: See Safety Information in General Information Section (J300P-GI)

2WD

Year	Model & Description	Fig.	Location	Spicer Part No.	SPL Part No.
CHEVROLET					
P-30 SERIES					
1985-1990	3-Joint Driveshaft				
	137" WB Motor Home Chassis	B	1,2,3	5-178X	5-799X
		B	CB	210370-1X	
		B	CB	211119-1X	
	125" & 133" WB w/4 wheel disc w/AT	B	1,3	5-160X	5-801X
		B	2	5-178X	5-799X
		B	CB	210370-1X	
	w/MT Exc. 6.2L Diesel Eng.	B	1	5-153X	5-785X
		B	2	5-178X	5-799X
		B	3	5-160X	5-801X
	w/6.2L Diesel Eng	B	1,3	5-160X	5-801X
		B	2	5-178X	5-799X
		B	CB	210370-1X	
	125" & 133" WB w/rear drum	B	1,2,3	5-178X	5-799X
		B	CB	210370-1X	
	157" & 158.5" WB w/rear drum	B	1,2,3	5-178X	5-799X
		B	CB	210370-1X	
	157" & 158.5" WB w/4 wheel disc w/AT Exc. 6.2L Diesel Eng.	B	1	5-1206X	
		B	2	5-178X	5-799X
		B	3	5-160X	5-801X
	w/6.2L Diesel Eng.	B	1,3	5-160X	5-801X
		B	2	5-178X	5-799X
		B	CB	210370-1X	
	w/MT	B	3	5-160X	5-801X
		B	1,2	5-178X	5-799X
		B	CB	210370-1X	
	178" WB w/4 wheel disc Motor Home Chassis w/AT Exc. 16,000# GVW	B	1	5-1206X	
		B	2	5-178X	5-799X
		B	3	5-160X	5-801X
	w/16,000# GVW	B	1,2,3	5-160X	5-801X
	w/MT	B	1,2	5-178X	5-799X
		B	3	5-160X	5-801X
	178" WB, w/rear drum, Motor Home Chassis	B	1,2,3	5-160X	5-801X
	178" WB, Conv Forward Control Chassis	B	1,2,3	5-178X	5-799X
		B	CB	210370-1X	
	4-Joint Driveshaft 178" WB	R	1,2,3,4	5-178X	5-799X
	208" WB Motor Home Chassis	B	1,2,3,4	5-160X	5-801X



Year	Model & Description	Fig.	Location	Spicer Part No.	SPL Part No.
------	---------------------	------	----------	-----------------	--------------

CHEVROLET

P-30 SERIES

1991	3-Joint Driveshaft w/4 wheel disc w/rear drum 125" & 133" WB	B	1,2,3	5-160X	5-801X
		B	1,2,3	5-178X	5-799X
		B	CB	210370-1X	
	4-Joint Driveshaft	B	1,2,3,4	5-160X	5-801X
1992-1995	Conv Forward Control Chassis w/125" WB	A	1,2	5-178X	5-799X
	3-Joint Driveshaft w/4 wheel disc w/rear drum 125" & 133" WB	B	1,2,3	5-160X	5-801X
		B	1,2,3	5-178X	5-799X
		B	CB	210370-1X	
	4-Joint Driveshaft	B	1,2,3,4	5-160X	5-801X
1996	Conv Forward Control Chassis w/125" WB	A	1,2	5-178X	5-799X
	3-Joint Driveshaft w/190" or 209" WB w/4 wheel disc	B	1,2,3	5-160X	5-801X
		B	CB	211804-1X	
		B	1,2,3	5-160X	5-801X
		B	CB	211793-1X	
	w/rear drum	B	1,2,3	5-178X	5-799X
		B	CB	211793-1X	
	4-Joint Driveshaft	R	1,2,3,4	5-160X	5-801X
R		CB	211793-1X		
1997-1999	3-Joint Driveshaft w/190" or 209" WB w/4 wheel disc	B	1,2,3	5-160X	5-801X
		B	CB	211804-1X	
		B	1,2,3	5-160X	5-801X
	w/rear drum	B	CB	211793-1X	
		B	1,2,3	5-178X	5-799X
		B	CB	211793-1X	
4-Joint Driveshaft	R	1,2,3,4	5-160X	5-801X	
	R	CB	211793-1X		

2WD

POSTAL LLV

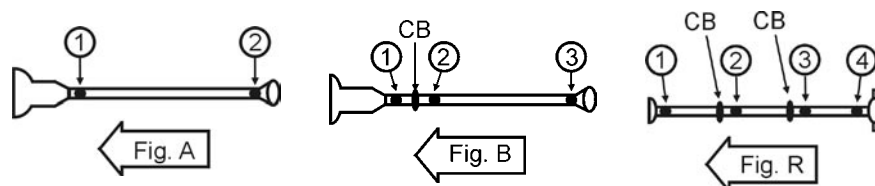
1987-1995		A	1,2	5-3147X	5-795X
-----------	--	---	-----	---------	--------

R-10 SERIES SUBURBAN

1987-1991	2-Joint Driveshaft w/inside snap rings	A	1,2	5-3147X	5-795X
	3-Joint Driveshaft w/inside snap rings w/outside snap rings	B	1,2,3	5-3147X	5-795X
		B	1,2,3	5-178X	5-799X

R-10 SERIES TRUCK

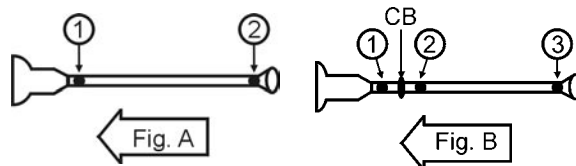
1987	2-Joint Driveshaft w/inside snap rings	A	1,2	5-3147X	5-795X
	3-Joint Driveshaft w/inside snap rings w/outside snap rings	B	1,2,3	5-3147X	5-795X
		B	1,2,3	5-178X	5-799X



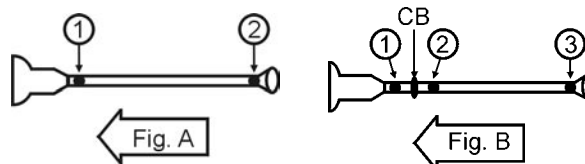
Important: See Safety Information in General Information Section (J300P-GI)

2WD

Year	Model & Description	Fig.	Location	Spicer Part No.	SPL Part No.
CHEVROLET					
R-10 SERIES TRUCK					
1988-1991	Reg. Cab w/inside snap rings	A	1,2	5-3147X	5-795X
	w/outside snap rings w/steel driveshaft yoke	A	1,2	5-178X	5-799X
	w/alum. driveshaft yoke w/1.188" Brg. cup dia. w/outside snap rings & 1.063" Brg. cup dia.	A	1,2	5-447X	
	w/outside snap rings	A	1	5-791X	
	w/inside & outside snap rings	A	2	5-794X	
	2-Joint Driveshaft w/inside snap rings	A	1,2	5-3147X	5-795X
	Reg. Cab 3-Joint Driveshaft	B	1,2,3	5-178X	5-799X
	Ext. Cab w/5 spd. MT	B	1,2	5-213X	5-790X
		B	3	5-212X	
	w/inside snap rings	B	1,2,3	5-3147X	5-795X
	w/outside snap rings	B	1,2,3	5-178X	5-799X
	w/inside snap rings	B	CB	210370-1X	
	3-Joint Driveshaft w/inside snap rings	B	1,2,3	5-3147X	5-795X
	w/outside snap rings	B	1,2,3	5-178X	5-799X
R-20 SERIES SUBURBAN					
1987-1990	2-Joint Driveshaft	A	1,2	5-3147X	5-795X
	3-Joint Driveshaft w/inside snap rings w/outside snap rings	B	1,2,3	5-3147X	5-795X
		B	1,2,3	5-178X	5-799X
1991	3-Joint Driveshaft w/5.7L, 7.4L eng. w/inside snap rings w/outside snap rings	B	1,2,3	5-178X	5-799X
		B	1,2,3	5-3147X	5-795X
		B	1,2,3	5-178X	5-799X
R-20 SERIES TRUCK					
1987	2-Joint Driveshaft	A	1,2	5-3147X	5-795X
	3-Joint Driveshaft w/inside snap rings w/outside snap rings	B	1,2,3	5-3147X	5-795X
		B	1,2,3	5-178X	5-799X
1988-1991	Reg. Cab w/inside snap rings	A	1,2	5-3147X	5-795X
	w/outside snap rings				
	w/alum. driveshaft yoke w/1.062" brg. cup dia.	A	1,2	5-791X	
	w/1.188" brg. cup dia.	A	1,2	5-447X	
	2-Joint Driveshaft	A	1,2	5-3147X	5-795X
	Ext. Cab w/inside snap rings	B	1,2,3	5-3147X	5-795X
	w/outside snap rings w/steel driveshaft yoke	B	1,2,3	5-178X	5-799X
		B	1,2	5-213X	5-790X
	w/inside & outside snap rings	B	3	5-212X	
	w/inside snap rings	B	CB	210370-1X	

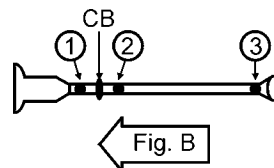
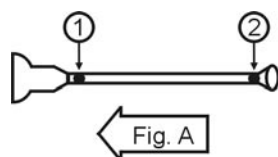


Year	Model & Description	Fig.	Location	Spicer Part No.	SPL Part No.
CHEVROLET					
R-20 SERIES TRUCK					
1988-1991	3-Joint Driveshaft w/inside snap rings w/outside snap rings	B	1,2,3	5-3147X	5-795X
		B	1,2,3	5-178X	5-799X
R-30 SERIES TRUCK					
1987	2-Joint Driveshaft w/inside snap rings	A	1,2	5-3147X	5-795X
		B	1,2,3	5-3147X	5-795X
	3-Joint Driveshaft w/inside snap rings w/outside snap rings	B	1,2,3	5-178X	5-799X
1988-1991	2-Joint Driveshaft w/inside snap rings	A	1,2	5-3147X	5-795X
		B	1,2,3	5-3147X	5-795X
	3-Joint Driveshaft w/inside snap rings w/outside snap rings	B	1,2,3	5-178X	5-799X
		B	CB	210370-1X	
S-10 PICK-UP					
1982-1994	Std. Bed	A	1,2	5-3147X	5-795X
		B	1,2,3	5-3147X	5-795X
	Long bed, Ext. Cab	B	CB	210370-1X	
1995-1996	Std. Bed	A	1,2	5-3147X	5-795X
		B	1,2,3	5-3147X	5-795X
	Ext. Cab	B	CB	210370-1X	
1997-2001	2-Joint Driveshaft	A	1,2	5-3147X	5-795X
		B	1,2,3	5-3147X	5-795X
	3-Joint Driveshaft	B	CB	210370-1X	
2002-2003	2-Joint Driveshaft	A	1,2	5-3147X	5-795X
		B	1,2,3	5-3147X	5-795X
	3-Joint Driveshaft	B	CB	N/A	
2004	2-Joint Driveshaft Exc. ZR2 Option	A	1,2	5-3147X	5-795X
		B	1,2,3	5-3147X	5-795X
	3-Joint Driveshaft Exc. ZR2 Option	B	CB	N/A	
SILVERADO 1500					
1999-2000	2-Joint Driveshaft Reg. Cab, Short Bed Reg. Cab, Long Bed Ext. Cab, w/MT, Short Bed	A	1,2	5-3147X	5-795X
		A	1	5-213X	5-812X
		A	2	5-212X	5-793X
		A	1	5-213X	5-812X
		A	2	5-212X	5-793X
	3-Joint Driveshaft w/AT w/MT	B	1,2,3	5-3147X	5-795X
		B	1,2	5-213X	5-812X
		B	3	5-212X	5-793X
		B	CB	210088-1X	



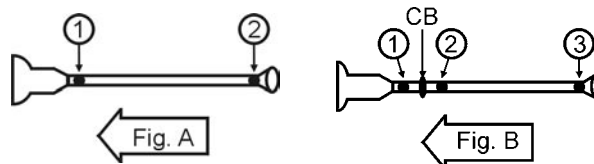
2WVD

Year	Model & Description	Fig.	Location	Spicer Part No.	SPL Part No.
CHEVROLET					
SILVERADO 1500					
2001	2-Joint Driveshaft Reg. Cab, Short Bed	A	1,2	5-3147X	5-795X
		A	1	5-213X	5-812X
	2-Joint Driveshaft Reg. Cab, Long Bed	A	2	5-212X	5-793X
		A	1	5-213X	5-812X
		A	2	5-212X	5-793X
	3-Joint Driveshaft w/AT Exc. 4 Wheel Steering w/MT	B	1,2,3	5-3147X	5-795X
		B	1,2	5-213X	5-812X
		B	3	5-212X	5-793X
	1500 HD w/6.0L Eng. w/4 Wheel Steering	B	1,2	5-3147X	5-795X
		B	3	5-178X	5-799X
3-Joint Driveshaft	B	CB	210088-1X		
2002	2-Joint Driveshaft Reg. Cab, Short Bed Includes 1500 HD	A	1,2	5-3147X	5-795X
		A	1	5-213X	5-812X
		A	2	5-212X	5-793X
	2-Joint Driveshaft - 1500 HD Ext. Cab, w/MT, Short Bed	A	1	5-213X	5-812X
		A	2	5-212X	5-573X
	3-Joint Driveshaft Ext. Cab, w/AT Exc. 4 Wheel Steering Includes 1500 HD Ext. Cab, w/MT, Long Bed w/4 Wheel Steering Includes 1500 HD	B	1,2,3	5-3147X	5-795X
		B	1,2	5-213X	5-812X
		B	3	5-212X	5-793X
		B	1,2	5-3147X	5-795X
		B	3	5-178X	5-799X
	Crew Cab Exc. 4 Wheel Steering Includes 1500 HD	B	1,2,3	5-178X	5-799X
	2003	2-Joint Driveshaft Reg. Cab, Short Bed Includes 1500 HD	A	1,2	5-3147X
A			1	5-213X	5-812X
A			2	5-212X	5-793X
2-Joint Driveshaft - 1500 HD Ext. Cab, w/MT, Short Bed		A	1	5-213X	5-812X
		A	2	5-212X	5-793X
2-Joint Driveshaft Crew Cab		A	1	5-213X	5-812X
		A	2	5-212X	5-793X
3-Joint Driveshaft Ext. Cab, w/AT Exc. 4 Wheel Steering Includes 1500 HD Ext. Cab, w/MT, Long Bed w/4 Wheel Steering Includes 1500 HD		B	1,2,3	5-3147X	5-795X
		B	1,2	5-213X	5-812X
		B	3	5-212X	5-793X
		B	1,2	5-3147X	5-795X
		B	3	5-178X	5-799X



Year	Model & Description	Fig.	Location	Spicer Part No.	SPL Part No.	
CHEVROLET						
SILVERADO 1500						
2004	2-Joint Driveshaft Reg. Cab, Short Bed Reg. Cab, Long Bed	A	1,2	5-3147X	5-795X	
		A	1	5-213X	5-812X	
		A	2	5-212X	5-793X	
	2-Joint Driveshaft - 1500 HD Ext. Cab, w/MT, Short Bed	A	1	5-213X	5-812X	
		A	2	5-212X	5-793X	
	2-Joint Driveshaft Crew Cab	A	1	5-213X	5-812X	
		A	2	5-212X	5-793X	
	3-Joint Driveshaft Ext. Cab, w/AT Exc. 4 Wheel Steering Includes 1500 HD Ext. Cab, w/MT, Long Bed w/4 Wheel Steering Includes 1500 HD	B	1,2,3	5-3147X	5-795X	
		B	1,2	5-213X	5-812X	
		B	3	5-212X	5-793X	
		B	1,2	5-3147X	5-795X	
		B	3	5-178X	5-799X	
	2005	2-Joint Driveshaft Reg. Cab, Short Bed Reg. Cab, Long Bed Ext. Cab, w/MT, Short Bed Crew Cab	A	1,2	5-3147X	5-795X
			A	1	5-213X	5-812X
A			2	5-212X	5-793X	
A			1	5-213X	5-812X	
A			2	5-212X	5-793X	
A			1	5-213X	5-812X	
3-Joint Driveshaft Ext. Cab, w/AT Exc. 4 Wheel Steering Includes 1500 HD Ext. Cab, w/MT, Long Bed w/4 Wheel Steering Includes 1500 HD 1500 HD		B	1,2,3	5-3147X	5-795X	
		B	1,2	5-213X	5-812X	
		B	3	5-212X	5-793X	
		B	1,2	5-3147X	5-795X	
		B	3	5-178X	5-799X	
		B	1,2,3	5-178X	5-799X	
2006		2-Joint Driveshaft Reg. Cab, Standard Bed Reg. Cab, Long Bed Crew Cab, Exc. 4 Wheel Steering Crew Cab, w/4 Wheel Steering	A	1,2	5-3147X	5-795X
			A	1	5-213X	5-812X
	A		2	5-212X	5-793X	
	A		1	5-213X	5-812X	
	A		2	5-212X	5-793X	
	3-Joint Driveshaft Ext. Cab, w/AT 1500 HD LT - 6.0L Eng. 3-Joint Driveshaft 3-Joint Driveshaft Ext. Cab, w/MT	B	1,2,3	5-3147X	5-795X	
		B	1,2,3	5-178X	5-799X	
		B	1,2	5-213X	5-812X	
				5-212X	5-793X	

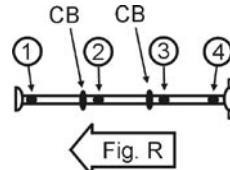
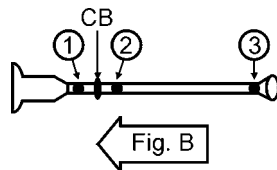
2WD



Important: See Safety Information in General Information Section (J300P-GI)

2WD

Year	Model & Description	Fig.	Location	Spicer Part No.	SPL Part No.
CHEVROLET					
SILVERADO 2500					
1999	3-Joint Driveshaft w/1350 Series Driveshaft w/1410 Series Driveshaft w/1.378" Center Bearing I.D. w/1.574" Center Bearing I.D.	B	1,2,3	5-178X	5-799X
		B	1,2,3	5-160X	5-801X
		B	CB	210088-1X	
		B	CB	210866-1X	
2000-2001	3-Joint Driveshaft w/1350 Series Driveshaft w/1410 Series Driveshaft w/1.378" Bearing I.D. w/1.574" Bearing I.D.	B	1,2,3	5-178X	5-799X
		B	1,2,3	5-160X	5-801X
		B	CB	210088-1X	
		B	CB	210866-1X	
2002	2-Joint Driveshaft w/1350 Series Driveshaft w/1410 Series Driveshaft	A	1,2	5-178X	5-799X
		A	1,2	5-160X	5-801X
	2500 HD w/6.0L, 6.6L Eng. w/1350 Series Driveshaft	B	1,2,3	5-178X	5-799X
	2500 HD w/6.0L Eng. w/1410 Series Driveshaft	B	1,2,3	5-160X	5-801X
	2500 HD w/6.6L, 8.1L Eng. w/AT, w/1410 Series Driveshaft	B	1,2,3	5-160X	5-801X
	2500 HD w/6.6L, 8.1L Eng. w/MT, w/1480 Series Driveshaft	B	1,2,3	5-188X	5-803X
	3-Joint Driveshaft w/157.5" WB, w/o Allison Trans (AAM 1415 Series)	B	1,2,3	N/A	
2003-2004	3-Joint Driveshaft w/1350 Series Driveshaft	B	1,2,3	5-178X	5-799X
	2500 HD w/6.0L Eng. w/1410 Series Driveshaft	B	1,2,3	5-160X	5-801X
	2500 HD w/6.6L, 8.1L Eng. w/AT, w/1410 Series Driveshaft	B	1,2,3	5-160X	5-801X
	2500 HD w/6.6L, 8.1L Eng. w/MT, w/1480 Series Driveshaft	B	1,2,3	5-188X	5-803X
	3-Joint Driveshaft w/157.5" WB, w/o Allison Trans (AAM 1415 Series)	B	1,2,3	N/A	
2005-2006	2500 HD w/6.0L Eng. w/1410 Series Driveshaft	B	1,2,3	5-160X	5-801X
	2500 HD w/6.6L, 8.1L Eng. w/AT w/1410 Series Driveshaft	B	1,2,3	5-160X	5-801X
	2500 HD w/6.6L, 8.1L Eng. w/MT w/1480 Series Driveshaft	B	1,2,3	5-188X	5-803X
SILVERADO 3500					
2001	w/6.0L Eng., 3-Joint 1410 Series Driveshaft	B	1,2,3	5-160X	5-801X
	w/6.0L, 6.6L & 8.1L Eng & 6 Spd MT 3-Joint 1480 Series Driveshaft w/AAM 1415 Series Driveshaft	B	1,2,3	5-188X	5-803X
		B	1,2,3	N/A	
		B	1,2,3	5-188X	5-803X
	w/6.6L & 8.1L Eng. w/MT, 3-Joint 1480 Series Driveshaft	B	1,2,3	5-188X	5-803X
	w/6.6L & 8.1L Eng. w/AT, 3-Joint 1480 Series Driveshaft	B	1,2,3	5-160X	5-801X
4-Joint 1410 Series Driveshaft	R	1,2,3,4	5-160X	5-801X	
2002-2006	w/6.0L Eng., 3-Joint 1410 Series Driveshaft	B	1,2,3	5-160X	5-801X
	w/6.0L, 6.6L & 8.1L Eng & 6 Spd MT, 3-Joint 1480 Series Driveshaft Except 157" WB	B	1,2,3	5-188X	5-803X



Year	Model & Description	Fig.	Location	Spicer Part No.	SPL Part No.
------	---------------------	------	----------	-----------------	--------------

CHEVROLET

SILVERADO 3500

2002-2006	w/6.0L, 6.6L & 8.1L Eng & MT, 3-Joint AAM 1415 Series Driveshaft w/157" WB	B	1,2,3	N/A	
	w/6.6L & 8.1L Eng. w/MT, 3-Joint 1480 Series Driveshaft Except 157" WB	B	1,2,3	5-188X	5-803X
	w/6.6L & 8.1L Eng. w/AT, 3-Joint 1410 Series Driveshaft	B	1,2,3	5-160X	5-801X
	4-Joint 1410 Series Driveshaft	R	1,2,3,4	5-160X	5-801X

SSR

2004	5.3L Eng.	A	1,2	5-3147X	5-795X
2005-2006	6.0L Eng.	A	1,2	5-3147X	5-795X

TAHOE

1995-2006	2-Joint Driveshaft	A	1,2	5-3147X	5-795X
-----------	--------------------	---	-----	---------	--------

TRACKER

1999-2004	2-Joint Driveshaft	A	1,2	5-1503X	
-----------	--------------------	---	-----	---------	--

TRAILBLAZER

2002-2006	2-Joint Driveshaft	A	1,2	5-3147X	5-795X
-----------	--------------------	---	-----	---------	--------

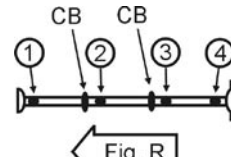
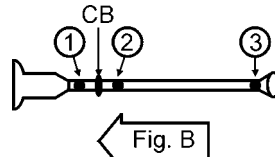
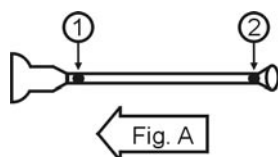
DODGE

A100 SERIES

1964-1970	Exc. 90" WB Pot Type w/Body	A	1	5-1407X		
		A	2	5-1306X	5-789X	
		A	2	5-1306-1X		
	w/90" WB w/AT	Lube fitting in brg. cup	A	1,2	5-1306X	5-789X
			A	1,2	5-1306-1X	
		w/MT, Pot Type w/Body	A	1	5-1407X	
			A	2	5-1306X	5-789X
	All others	Lube fitting in brg. cup	A	2	5-1306-1X	
		A	1,2	5-1306X	5-789X	
	Lube fitting in brg. cup	A	2	5-1306-1X		

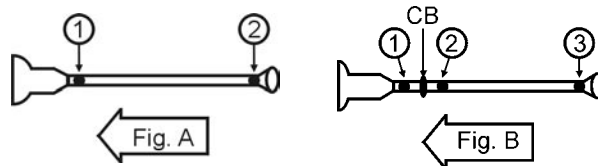
B100 SERIES

1971-1974		A	1,2	5-1306X	5-789X
	Lube fitting in brg. cup	A	1,2	5-1306-1X	
1975-1978	Exc. 440 Eng. w/2.125" snap ring dim	A	1,2	5-1306X	5-789X
		A	1,2	5-1306-1X	
	w/2.625" snap ring dim	A	2	5-1309X	5-811X
	w/440 Eng.	A	1,2	5-1309X	5-811X
1979-1980	w/2.125" snap ring dim	A	1,2	5-1306X	5-789X
		A	1,2	5-1306-1X	
	w/2.625" snap ring dim	A	1,2	5-1309X	5-811X



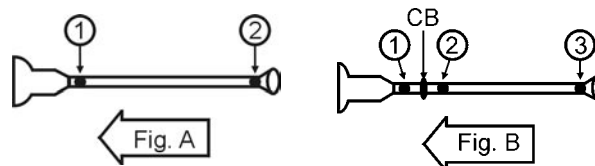
Important: See Safety Information in General Information Section (J300P-GI)

Year	Model & Description	Fig.	Location	Spicer Part No.	SPL Part No.
DODGE					
B150 SERIES					
1981	w/2.125" snap ring dim Lube fitting in brg. cup	A	1,2	5-1306X	5-789X
		A	1,2	5-1306-1X	
	w/2.625" snap ring dim	A	1,2	5-1309X	5-811X
1982-1987	Lube fitting in brg. cup	A	1,2	5-1306X	5-789X
		A	1,2	5-1306-1X	
1988	2-Joint Driveshaft	A	1,2	5-1306-1X	
	3-Joint Driveshaft	B	1,2,3	5-1309X	5-811X
1989-1991	2-Joint Driveshaft	A	1,2	5-1306-1X	
	3-Joint Driveshaft	B	1,2,3	5-160X	5-801X
		B	CB	210866-1X	
1992-1998	2-Joint Driveshaft 7260 Series 1.078" Brg. cup dia. 7290 Series 1.126" Brg. cup dia.	A	1,2	5-1306-1X	
		A	1,2	5-1309X	5-811X
B200 SERIES					
1970-1973	Lube fitting in brg. cup	A	1,2	5-1306X	5-789X
		A	1,2	5-1306-1X	
1974-1980	w/2.125" snap ring dim	A	1,2	5-1306X	5-789X
	Lube fitting in brg. cup	A	1,2	5-1306-1X	
	w/2.625" snap ring dim	A	1,2	5-1309X	5-811X
B250 SERIES					
1981	w/2.125" snap ring dim Lube fitting in brg. cup	A	1,2	5-1306X	5-789X
		A	1,2	5-1306-1X	
	w/2.625" snap ring dim	A	1,2	5-1309X	5-811X
1982-1988	Lube fitting in brg. cup	A	1,2	5-1306X	5-789X
		A	1,2	5-1306-1X	
1989-1991	2-Joint Driveshaft	A	1,2	5-1306-1X	
	3-Joint Driveshaft	B	1,2,3	5-160X	5-801X
		B	CB	210866-1X	
1992-1994	2-Joint Driveshaft w/7260 Series 1.078" Brg. cup dia. w/7290 Series 1.125" Brg. cup dia.	A	1,2	5-1306-1X	
		A	1,2	5-1309X	5-811X
1995-1998	2-Joint Driveshaft w/7290 Series 1.125" Brg. cup dia. w/1410 Series 1.188" Brg. cup dia.	A	1,2	5-1309X	5-811X
		A	1,2	5-160X	5-801X
B300 SERIES					
1970-1980	w/2.125" snap ring dim Lube fitting in brg. cup	A-B	1,2,3	5-1306X	5-789X
		A-B	1,2,3	5-1306-1X	
	w/2.625" snap ring dim	A-B	1,2,3	5-1309X	5-811X
		B	CB	210088-1X	



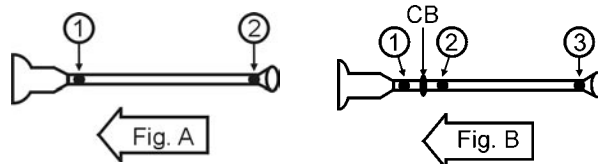
Year	Model & Description	Fig.	Location	Spicer Part No.	SPL Part No.
DODGE					
B350 SERIES					
1981	w/2.125" snap ring dim Lube fitting in brg. cup	A-B	1,2,3	5-1306X	5-789X
		A-B	1,2,3	5-1306-1X	
	w/2.625" snap ring dim	A-B	1,2,3	5-1309X	5-811X
		B	CB	210088-1X	
1982-1988	Lube fitting in brg. cup	A-B	1,2,3	5-1306X	5-789X
		A-B	1,2,3	5-1306-1X	
1989-1991	2-Joint Driveshaft	A	1,2	5-1306-1X	
	3-Joint Driveshaft	B	1,2,3	5-160X	5-801X
		B	CB	210866-1X	
1992-1994	2-Joint Driveshaft 7260 Series 1.078" Brg. cup dia.	A	1,2	5-1306-1X	
	7290 Series 1.125" Brg. cup dia.	A	1,2	5-1309X	5-811X
1995-1998	2-Joint Driveshaft 7290 Series 1.125" Brg. cup dia.	A	1,2	5-1309X	5-811X
	1410 Series 1.188" Brg. cup dia.	A	1,2	5-160X	5-801X
CB300/CB350 SERIES					
1972-1980	w/2.125" snap ring dim Lube fitting in brg. cup	A-B	1,2,3	5-1306X	5-789X
		A-B	1,2,3	5-1306-1X	
	w/2.625" snap ring dim	A-B	1,2,3	5-1309X	5-811X
		B	CB	210088-1X	
CV400 SERIES					
1980-1981	2-Joint Driveshaft w/2.125" snap ring dim Lube fitting in brg. cup	A	1,2	5-1306X	5-789X
		A	1,2	5-1306-1X	
		A	1,2	5-1309X	5-811X
	3-Joint Driveshaft	B	1,2,3	5-1309X	5-811X
		B	CB	210088-1X	
D-50					
1979		B	1,2,3	5-1516X	
1980	w/2000cc Eng.	B	1,2,3	5-1503X	
	w/2600cc Eng.	B	1,2,3	5-1516X	
1981-1982	w/2000cc Eng.	B	1,2,3	5-1503X	
	w/2600cc Eng.	B	1,2,3	5-1516X	
D100 SERIES					
1950-1957	w/inside & outside snap rings	A	1,2	5-1200X	
	w/outside snap rings	B	1,2,3	5-153X	5-785X
		B	CB	210088-1X	
1958-1960		B	1,2,3	5-1200X	
		B	CB	210088-1X	
1961-1972	Lube fitting in brg. cup	B	1,2,3	5-1306X	5-789X
		B	1,2,3	5-1306-1X	
		B	CB	210088-1X	

2WD



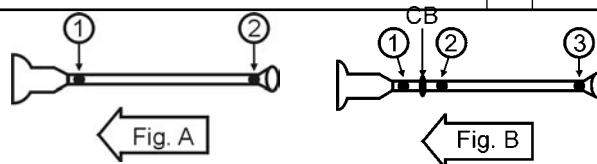
Important: See Safety Information in General Information Section (J300P-GI)

Year	Model & Description	Fig.	Location	Spicer Part No.	SPL Part No.
DODGE					
D100 SERIES					
1973-1980	w/2.125" snap ring dim Lube fitting in brg. cup	A-B	1,2,3	5-1306X	5-789X
		A-B	1,2,3	5-1306-1X	
	w/2.625" snap ring dim	A-B	1,2,3	5-1309X	5-811X
		B	CB	210088-1X	
D150 SERIES					
1977-1981	w/2.125" snap ring dim Lube fitting in brg. cup	A-B	1,2,3	5-1306X	5-789X
		A-B	1,2,3	5-1306-1X	
	w/2.625" snap ring dim	A-B	1,2,3	5-1309X	5-811X
		B	CB	210088-1X	
1982-1987	Lube fitting in brg. cup	A-B	1,2,3	5-1306X	5-789X
		A-B	1,2,3	5-1306-1X	
		B	CB	210088-1X	
1988	Lube fitting in brg. cup	A-B	1,2,3	5-1306X	5-789X
		A-B	1,2,3	5-1306-1X	
		B	CB	210088-1X	
1989-1993	w/Diesel Eng.	A-B	1,2,3	5-160X	5-801X
		B	CB	210866-1X	
	w/Gasoline Eng. w/7260 Series 1.078" Brg. cup dia. w/7290 Series 1.125" Brg. cup dia.	A-B	1,2,3	5-1306X	5-789X
		B	CB	210088-1X	
		A-B	1,2,3	5-1309X	5-811X
		A-B	1,2,3	5-1309X	5-811X
D200 SERIES					
1957		A-B	1,2,3	5-153X	5-785X
		B	CB	210088-1X	
1958-1960		A-B	1,2,3	5-1200X	
		B	CB	210088-1X	
1961-1971	Lube fitting in brg. cup	A-B	1,2,3	5-1306X	5-789X
		A-B	1,2,3	5-1306-1X	
		B	CB	210088-1X	
1972-1980	w/2.125" snap ring dim Lube fitting in brg. cup	A-B	1,2,3	5-1306X	5-789X
		A-B	1,2,3	5-1306-1X	
	w/2.625" snap ring dim	A-B	1,2,3	5-1309X	5-811X
		B	CB	210088-1X	
D250 SERIES					
1981	w/2.125" snap ring dim Lube fitting in brg. cup	A-B	1,2,3	5-1306X	5-789X
		A-B	1,2,3	5-1306-1X	
	w/2.625" snap ring dim	A-B	1,2,3	5-1309X	5-811X
		B	CB	210088-1X	



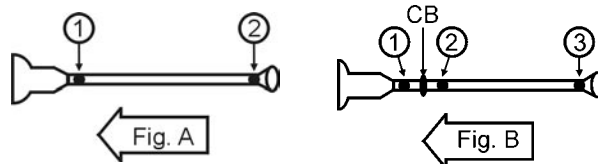
Year	Model & Description	Fig.	Location	Spicer Part No.	SPL Part No.
DODGE					
D250 SERIES					
1982-1988	Lube fitting in brg. cup	A-B	1,2,3	5-1306X	5-789X
		A-B	1,2,3	5-1306-1X	
		B	CB	210088-1X	
1989-1993	w/Diesel Eng.	A-B	1,2,3	5-160X	5-801X
		B	CB	210866-1X	
	w/Gasoline Eng. w/7260 Series 1.078" Brg. cup dia. w/7290 Series 1.125" Brg. cup dia.	A-B	1,2,3	5-1306-1X	
		B	CB	210088-1X	
		A-B	1,2,3	5-1309X	5-811X
D300 SERIES					
1957		A-B	1,2,3	5-153X	5-785X
		B	CB	210088-1X	
1958-1960		A-B	1,2,3	5-1200X	
		B	CB	210088-1X	
1961-1971	Lube fitting in brg. cup	A-B	1,2,3	5-1306X	5-789X
		A-B	1,2,3	5-1306-1X	
		B	CB	210088-1X	
1972-1980	w/2.125" snap ring dim Lube fitting in brg. cup	A-B	1,2,3	5-1306X	5-789X
		A-B	1,2,3	5-1306-1X	
	w/2.625" snap ring dim	A-B	1,2,3	5-1309X	5-811X
		B	CB	210088-1X	
D350 SERIES					
1981	w/2.125" snap ring dim Lube fitting in brg. cup	A-B	1,2,3	5-1306X	5-789X
		A-B	1,2,3	5-1306-1X	
	w/2.625" snap ring dim	A-B	1,2,3	5-1309X	5-811X
		B	CB	210088-1X	
1982-1988	Lube fitting in brg. cup	A-B	1,2,3	5-1306X	5-789X
		A-B	1,2,3	5-1306-1X	
		B	CB	210088-1X	
1989-1993	w/Diesel Eng.	A-B	1,2,3	5-160X	5-801X
		B	CB	210866-1X	
	w/Gasoline Eng. w/7260 Series 1.078" Brg. cup dia. w/7290 Series 1.125" Brg. cup dia.	A-B	1,2,3	5-1306-1X	
		B	CB	210088-1X	
		A-B	1,2,3	5-1309X	5-811X
DAKOTA					
1987-1991	Lube fitting in brg. cup	A-B	1,2,3	5-1306X	5-789X
		A-B	1,2,3	5-1306-1X	
1992-1995	w/7260 Series 1.078" Brg. cup dia.	A-B	1,2,3	5-1306X	5-789X
	w/7290 Series 1.126" Brg. cup dia.	A-B	1,2,3	5-1309X	5-811X

2WD



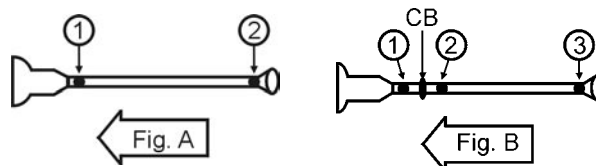
Important: See Safety Information in General Information Section (J300P-GI)

Year	Model & Description	Fig.	Location	Spicer Part No.	SPL Part No.	
DODGE						
DAKOTA						
1996-1997	5.2L w/MT	A	1	5-213X	5-790X	
		A	2	5-796X	SPL25-7X	
	5.2L w/AT 112" WB	A	1	5-213X	5-790X	
		A	2	5-796X	SPL25-7X	
	5.2L w/MT 131" WB	B	1,2,3	5-790X	SPL25-1X	
		B	CB	212088-1X		
1998	5.2L w/MT	A	1	5-213X	5-790X	
		A	2	5-796X	SPL25-7X	
	5.2L w/AT 112" WB	A	1	5-213X	5-790X	
		A	2	5-796X	SPL25-7X	
	w/7290 Series 1.126" Brg. cup dia	A-B	1,2,3	5-1309X	5-811X	
	5.2L w/MT 131" WB	B	1,2,3	5-790X	SPL25-1X	
B		CB	212088-1X			
1999	2.5L, 3.9L, 4.7L w/MT	A	1	5-213X	5-790X	
		A	2	5-796X	SPL25-7X	
	3.9L, 5.2L w/MT 131" WB	B	1,2,3	5-213X	5-790X	
		B	CB	212088-1X		
	5.2L w/MT	A	1	5-213X	5-790X	
		A	2	5-796X	SPL25-7X	
	5.2L w/AT 112" WB	A	1	5-213X	5-790X	
		A	2	5-796X	SPL25-7X	
	5.2L w/MT 131" WB	B	1,2,3	5-790X	SPL25-1X	
		B	CB	212088-1X		
	2000	2.5L w/MT	A	1,2	5-213X	5-790X
		3.9L, 4.7L w/AT 112" WB	A	1,2	5-213X	5-790X
3.9L, 4.7L w/MT 131" WB 2 pc shaft		A	1,2	5-213X	5-790X	
		B	1,2,3	5-213X	5-790X	
		B	CB	212088-1X		
5.2L w/AT 112" WB		A	1,2	5-213X	5-790X	
5.9L w/AT 131" WB	A	1,2	5-213X	5-790X		
2001	2.5L w/MT	A	1,2	5-213X	5-790X	
	3.9L, 4.7L w/AT 112" WB	A	1,2	5-213X	5-790X	
	3.9L, 4.7L w/MT 131" WB 2 pc shaft	A	1,2	5-213X	5-790X	
		B	1,2,3	5-213X	5-790X	
		B	CB	212030-1X		
		B	CB	212088-1X		
	5.2L w/AT 112" WB	A	1,2	5-213X	5-790X	
5.9L w/AT 112" WB 131" WB	A	1,2	5-213X	5-790X		
	A	1,2	5-213X	5-790X		



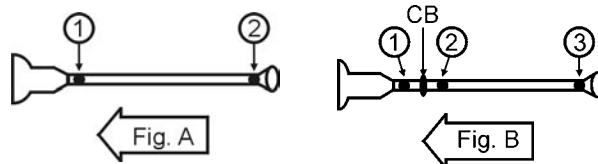
Year	Model & Description	Fig.	Location	Spicer Part No.	SPL Part No.
DODGE					
DAKOTA					
2002	2.5L w/MT	A	1,2	5-213X	5-790X
	3.9L, 4.7L w/AT 112" WB	A	1,2	5-213X	5-790X
	3.9L, 4.7L w/MT 131" WB2 pc shaft	A	1,2	5-213X	5-790X
		B	1,2,3	5-213X	5-790X
		B	CB	212030-1X	
	131"WB	B	CB	212088-1X	
	5.2L w/AT 112" WB	A	1,2	5-213X	5-790X
5.9L w/AT 112" WB	A	1,2	5-213X	5-790X	
	A	1,2	5-213X	5-790X	
2003	3.9L, 4.7L w/AT 112" WB	A	1,2	5-213X	5-790X
	3.9L, 4.7L w/MT 131" WB2 pc shaft	A	1,2	5-213X	5-790X
		B	1,2,3	5-213X	5-790X
		B	CB	212030-1X	
		B	CB	212088-1X	
	5.2L w/AT 112" WB	A	1,2	5-213X	5-790X
	5.9L w/AT 112" WB	A	1,2	5-213X	5-790X
A		1,2	5-213X	5-790X	
2004-2006	3.7L, 4.7L 2-Joint Driveshaft 3-Joint Driveshaft	A	1,2	5-213X	5-790X
		B	1,2,3	5-213X	5-790X
DURANGO					
1999	5.2L & 5.9L Eng.	A	1	5-213X	5-790X
		A	2	5-796X	SPL25-7X
2000-2003		A	1,2	5-213X	5-790X
2004-2006		A	1,2	5-3147X	5-795X
M400 SERIES					
1976-1977	w/318 & 360 Eng. Lube fitting in brg. cup	B	1,2,3	5-1306X	5-789X
		B	1,2,3	5-1306-1X	
	w/440 Eng.	B	1,2,3	5-1301X	
1978	w/2.125" snap ring dim Lube fitting in brg. cup	B	1	5-1306X	5-789X
		B	1	5-1306-1X	
	w/3.000" snap ring dim	B	1,2,3	5-1301X	
		B	CB	210088-1X	
1979-1981	w/2.125" snap ring dim Lube fitting in brg. cup	B	1,2,3	5-1306X	5-789X
		B	1,2,3	5-1306-1X	
	w/3.000" snap ring dim	B	1,2,3	5-1301X	
		B	CB	210088-1X	

2WD



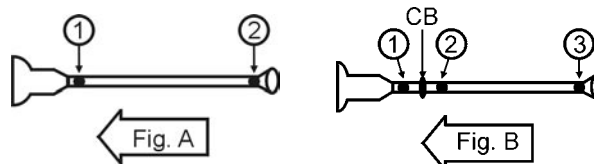
Important: See Safety Information in General Information Section (J300P-GI)

Year	Model & Description	Fig.	Location	Spicer Part No.	SPL Part No.
DODGE					
M500 SERIES					
1981		B	1,2,3	5-1301X	
		B	CB	210088-1X	
M600 SERIES					
1976-1979		B	1,2,3	5-1301X	
		B	CB	210088-1X	
MB200/250 SERIES					
1972-1973	Lube fitting in brg. cup	A	1,2	5-1306X	5-789X
		A	1,2	5-1306-1X	
1974-1979	w/2.125" snap ring dim	A	1,2	5-1306X	5-789X
	Lube fitting in brg. cup	A	1,2	5-1306-1X	
	w/2.625" snap ring dim	A	1,2	5-1309X	5-811X
MB300/350 SERIES					
1972-1979	w/2.125" snap ring dim	A-B	1,2,3	5-1306X	5-789X
	Lube fitting in brg. cup	A-B	1,2,3	5-1306-1X	
	w/2.625" snap ring dim	A-B	1,2,3	5-1309X	5-811X
		B	CB	210088-1X	
MB400 SERIES					
1980-1981	2-Joint Driveshaft w/2.125" snap ring dim	A	1,2	5-1306X	5-789X
	Lube fitting in brg. cup	A	1,2	5-1306-1X	
	w/2.625" snap ring dim	A	1,2	5-1309X	5-811X
	3-Joint Driveshaft	B	1,2,3	5-1309X	5-811X
		B	CB	210088-1X	
MR300 SERIES					
1976-1977	w/318 & 360 Eng.	A	1,2	5-1306X	5-789X
	Lube fitting in brg. cup	A	1,2	5-1306-1X	
	w/440 Eng. w/2.625" snap ring dim	A	1,2	5-1309X	5-811X
	w/3.000" snap ring dim	A	2	5-1301X	
1978-1979	w/2.125" snap ring dim	A	1,2	5-1306X	5-789X
	Lube fitting in brg. cup	A	1,2	5-1306-1X	
	w/3.000" snap ring dim	A	1,2	5-1301X	
MR400 SERIES					
1976-1977	w/318 & 360 Eng.	B	1,2,3	5-1306X	5-789X
	Lube fitting in brg. cup	B	1,2,3	5-1306-1X	
	w/440 Eng.	B	1,2,3	5-1301X	
1978	w/2.125" snap ring dim	B	1	5-1306X	5-789X
	Lube fitting in brg. cup	B	1	5-1306-1X	
	w/3.000" snap ring dim	B	1,2,3	5-1301X	
		B	CB	210088-1X	



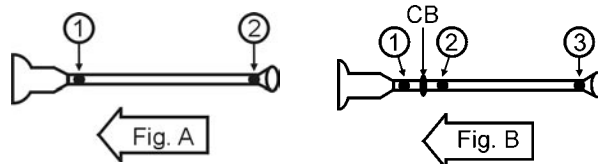
Year	Model & Description	Fig.	Location	Spicer Part No.	SPL Part No.
DODGE					
MR400 SERIES					
1979-1981	w/2.125" snap ring dim Lube fitting in brg. cup	B	1,2,3	5-1306X	5-789X
		B	1,2,3	5-1306-1X	
	w/3.000" snap ring dim	B	1,2,3	5-1301X	
		B	CB	210088-1X	
MR500 SERIES					
1976-1977		B	1,2,3	5-1301X	
1978	w/2.125" snap ring dim Lube fitting in brg. cup	B	1	5-1306X	5-789X
		B	1	5-1306-1X	
	w/3.000" snap ring dim	B	1,2,3	5-1301X	
		B	CB	210088-1X	
1979-1980	w/2.125" snap ring dim Lube fitting in brg. cup	B	1,2,3	5-1306X	5-789X
		B	1,2,3	5-1306-1X	
	w/3.000" snap ring dim	B	1,2,3	5-1301X	
		B	CB	210088-1X	
MR600 SERIES					
1976-1979		B	1,2,3	5-1301X	
		B	CB	210088-1X	
P200					
1961-1974	Lube fitting in brg. cup	A-B	1,2,3	5-1306X	5-789X
		A-B	1,2,3	5-1306-1X	
R1500 SERIES					
1994	2-Joint Driveshaft w/118" WB & 7290 Series w/134" WB	A	1,2	5-1309X	5-811X
		A	1	5-672X	
		A	2	5-1309X	5-811X
	3-Joint Driveshaft w/9 1/4" Chrysler Axle w/7290 Series, 1.125" Brg. cup dia. w/9.25" Chrysler Axle w/Dana axle & 1.188" Brg. cup dia.	B	1,2,3	5-1309X	5-811X
		A	CB	210088-1X	
		B	1,2,3	5-160X	5-801X
1995-1997	2-Joint Driveshaft w/118" WB & 7290 Series w/134" WB	A	1,2	5-1309X	5-811X
		A	1	5-672X	
		A	2	5-1309X	5-811X
	3-Joint DS, 9.25" Chrysler Axle, 7290 Series, 1.125" Brg. cup dia.	B	1,2,3	5-1309X	5-811X
		A	CB	210088-1X	
	3-Joint Driveshaft w/Dana axle & 1.188" Brg. cup dia.	B	1,2,3	5-160X	5-801X

2WD



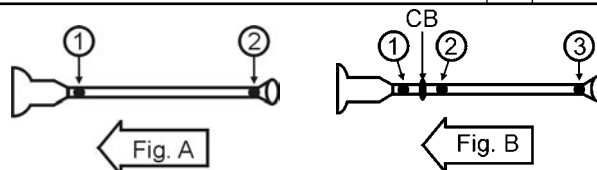
Important: See Safety Information in General Information Section (J300P-GI)

Year	Model & Description	Fig.	Location	Spicer Part No.	SPL Part No.
DODGE					
R2500 SERIES					
1994-1997	2-Joint Driveshaft w/7290 Series 1.125" Brg. cup dia.	A	1,2	5-1309X	5-811X
	3-Joint Driveshaft w/9 1/4" Chrysler Axle w/7290 Series, 1.125" Brg. cup dia.	B	1,2,3	5-1309X	5-811X
		B	CB	210088-1X	
	w/Dana axle & 1.188" Brg. cup dia.	B	1,2,3	5-160X	5-801X
RAM 1500					
1998	w/AT	B	1,2	5-213X	5-790X
		B	CB	212088-1X	
1999	w/AT	B	1,2	5-213X	5-790X
		B	3	5-796X	SPL25-7X
		B	CB	212088-1X	
2001	Std. Cab	B	1,2,3	5-213X	5-790X
		B	CB	212088-1X	
	Std. club & quad cab	A	1,2	5-213X	5-790X
	w/AT	B	1,2,3	5-213X	5-790X
		B	CB	212088-1X	
w/MT	A	1,2	5-213X	5-790X	
2002-2003	w/AT 120" & 140" WB Std. cab	A	1,2	5-213X	5-790X
		B	1,2,3	5-213X	5-790X
		B	CB	212088-1X	
	w/MT 140" & 160" WB Std. cab	A	1,2	5-213X	5-790X
		B	1,2,3	5-213X	5-790X
		B	CB	212088-1X	
2004	w/AT 120" & 140" WB	A	1,2	5-213X	5-790X
		B	1,2,3	5-213X	5-790X
		B	CB	212088-1X	
	w/MT 140" & 160" WB Std. cab	A	1,2	5-213X	5-790X
		B	1,2,3	5-213X	5-790X
		B	CB	212088-1X	
w/SRT 10	A	1,2	5-160X	5-801X	
2005	w/AT Exc. Quad Cab; w/Long Bed w/Quad Cab; w/Long Bed	A	1,2	5-213X	5-790X
		B	1,2,3	5-213X	5-790X
	3-Joint Driveshaft w/MT	B	1,2,3	5-213X	5-790X
	w/SRT 10 Reg. Cab Quad Cab	A	1,2	5-178X	5-799X
		B	1,2,3	5-160X	5-801X
2006	2-Joint Driveshaft	A	1,2	5-213X	5-790X
	3-Joint Driveshaft, Reg Cab; w/Long Bed or Quad Cab; w/Short Bed 1330 Series Driveshaft	B	1,2,3	5-213X	5-790X
	3-Joint Driveshaft, Hemi ; Quad Cab; w/Long Bed or Mega Cab 1350 Series Driveshaft	B	1,2,3	5-178X	5-799X



Year	Model & Description	Fig.	Location	Spicer Part No.	SPL Part No.
DODGE					
RAM 1500					
2006	w/SRT 10 Reg. Cab	A	1,2	5-178X	5-799X
	Quad Cab	B	1,2,3	5-160X	5-801X
RAM 1500 VAN					
1995-1998	1330 Series outside snap ring 1.063" Brg. cup dia. 3.9L w/109" & 127" WB	A	1	5-213X	5-790X
	1330 x 7290 outside/inside snap ring w/1.063" x 1.126" Brg. cup dia. 3.9L w/109" & 127" WB	A	2	5-796X	
	1410 Series outside snap ring 1.188" Brg. cup dia.	A	1,2	5-160X	5-801X
	7290 Series inside snap ring 1.126" Brg. cup dia.	A	1,2	5-1309X	5-811X
1999	1330 Series outside snap ring 1.063" Brg. cup dia.	A,B	1,2,3	5-213X	5-790X
	1330 x 7290 outside/inside snap ring w/1.063" x 1.126" Brg. cup dia.	A	1,2	5-796X	
	1410 Series outside snap ring 1.188" Brg. cup dia.	A	1,2	5-160X	5-801X
	7290 Series inside snap ring 1.126" Brg. cup dia.	A	1,2	5-1309X	5-811X
2000	1330 Series outside snap ring 1.063" Brg. cup dia.	A,B	1,2,3	5-213X	5-790X
	1410 Series outside snap ring 1.188" Brg. cup dia. 3.9L w/127" WB	A	1,2	5-160X	5-801X
2001-2002	1330 Series outside snap ring 1.063" Brg. cup dia.	A,B	1,2,3	5-213X	5-790X
2003	1330 Series outside snap ring 1.063" Brg. cup dia.	A	1,2	5-213X	5-790X
RAM 2500					
1999	w/MT	B	1,2,3	5-160X	5-801X
		B	CB	211963-1X	
2000	1410 Series outside snap ring 1.188" Brg. cup dia.	A	1,2	5-160X	5-801X
	1330 Series outside snap ring 1.063" Brg. cup dia. 5.2L, 5.9L Gas	A	1,2	5-213X	5-790X
	5.2L, 5.9L Gas w/MT	B	1,2,3	5-160X	5-801X
2001-2002	5.2L, 5.9L Gas	B	CB	211963-1X	
		A	1,2	5-213X	5-790X
		B	1,2,3	5-160X	5-801X
	5.9L Diesel & 8.0L	A	1,2	5-160X	5-801X
		B	1,2,3	5-160X	5-801X
		B	CB	211963-1X	
2003	2-Joint Driveshaft w/1410 Series Driveshaft w/AAM 1415 Series Driveshaft	A	1,2	5-160X	5-801X
		A	1,2	N/A	
	3-Joint Driveshaft w/1410 Series Driveshaft w/AAM 1415 Series Driveshaft w/6 Speed Trans w/AAM 1485 Series Driveshaft	B	1,2,3	5-160X	5-801X
		B	1,2,3	N/A	
		B	1,2,3	N/A	
		B	1,2,3	N/A	

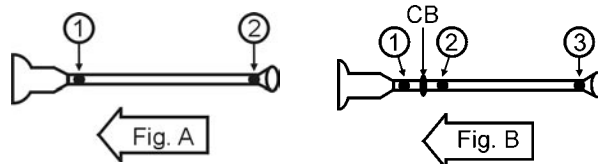
2WD



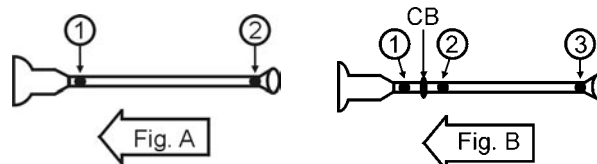
Important: See Safety Information in General Information Section (J300P-GI)

2WVD

Year	Model & Description	Fig.	Location	Spicer Part No.	SPL Part No.
DODGE					
RAM 2500					
2004	2-Joint Driveshaft w/1410 Series Driveshaft w/AAM 1415 Series Driveshaft	A	1,2	5-160X	5-801X
		A	1,2	N/A	
	3-Joint Driveshaft w/AT, w/1410 Series Driveshaft w/MT; Exc. Turbo Diesel, w/1410 Series Driveshaft w/AAM 1415 Series Driveshaft w/MT; w/Turbo Diesel, w/1480 Series Driveshaft w/6 Speed Trans w/AAM 1485 Series Driveshaft	B	1,2,3	5-160X	5-801X
		B	1,2,3	5-160X	5-801X
		B	1,2,3	N/A	
2005	2-Joint Driveshaft w/1410 Series Driveshaft AAM 1415 Series Driveshaft	A	1,2	5-160X	5-801X
		A	1,2	N/A	
	3-Joint Driveshaft w/1410 Series Driveshaft w/AAM 1415 Series Driveshaft w/6 Speed Trans w/AAM 1485 Series Driveshaft	B	1,2,3	5-160X	5-801X
		B	1,2,3	N/A	
		B	1,2,3	N/A	
2006	2-Joint Driveshaft w/1410 Series Driveshaft w/AAM 1415 Series Driveshaft	A	1,2	5-160X	5-801X
		A	1,2	N/A	
	3-Joint Driveshaft w/AT, w/1410 Series Driveshaft w/MT; Exc. Turbo Diesel w/AAM 1415 Series Driveshaft w/MT; w/Turbo Diesel w/1480 Series Driveshaft w/6 Speed Trans w/AAM 1485 Series Driveshaft	B	1,2,3	5-160X	5-801X
		B	1,2,3	5-160X	5-801X
		B	1,2,3	N/A	
		B	1,2,3	5-188X	5-803X
B	1,2,3	N/A			
RAM 2500 VAN					
1995	1330 Series outside snap ring 1.063" Brg. cup dia. 3.9L w/109" & 127" WB	A	1	5-213X	5-790X
	1330 x 7290 outside/inside snap ring w/1.063" x 1.126" Brg. cup dia. w/3.9L w/109" & 127" WB	A	2	5-796X	
	1410 Series outside snap ring 1.188" Brg. cup dia. & 127" WB	A	1,2	5-160X	5-801X
	7290 Series inside snap ring 1.126" Brg. cup dia.	A	1,2	5-1309X	5-811X
1996-1998	1330 Series outside snap ring 1.063" Brg. cup dia. 3.9L w/109" & 127" WB	A	1	5-213X	5-790X
	1330 x 7290 outside/inside snap ring w/1.063" x 1.126" Brg. cup dia. w/3.9L w/109" & 127" WB	A	2	5-796X	
	1410 Series outside snap ring 1.188" Brg. cup dia.	A	1,2	5-160X	5-801X
	7290 Series inside snap ring 1.126" Brg. cup dia.	A	1,2	5-1309X	5-811X
1999	1330 Series outside snap ring 1.063" Brg. cup dia.	A,B	1,2,3	5-213X	5-790X
	1330 x 7290 outside/inside snap ring w/1.063" x 1.126" Brg. cup dia.	A,B	1,2	5-796X	
	1410 Series outside snap ring 1.188" Brg. cup dia.	A	1,2	5-160X	5-801X
	7290 Series inside snap ring 1.126" Brg. cup dia.	A	1,2	5-1309X	5-811X

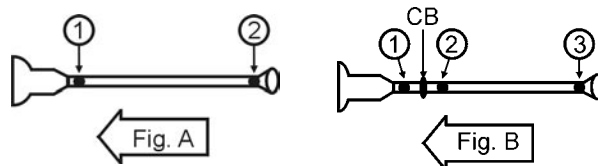


Year	Model & Description	Fig.	Location	Spicer Part No.	SPL Part No.
DODGE					
RAM 2500 VAN					
2000	1330 Series outside snap ring 1.063" Brg. cup dia.	A	1,2	5-213X	5-790X
	1410 Series outside snap ring 1.188" Brg. cup dia.	A	1,2	5-160X	5-801X
	1330 Series outside snap ring 1.063" Brg. cup dia. 5.2L, 5.9L Gas w/AT 5.9L Diesel, 8.0L w/5 & 6 Spd. MT	B	1,2,3	5-213X	5-790X
		B	1,2,3	5-213X	5-790X
2001-2002	1330 Series outside snap ring 1.063" Brg. cup dia.	A,B	1,2,3	5-213X	5-790X
2003	1330 Series outside snap ring 1.063" Brg. cup dia.	A	1,2	5-213X	5-790X
RAM 3500 PICK-UP					
1997	1410 Series outside snap ring, 1.188" Brg. cup dia. w/AT	A	1,2	5-160X	5-801X
	1330 Series outside snap ring, 1.063" Brg. cup dia. w/AT	A	1	5-213X	5-812X
	1330 x 7290 outside/inside snap ring w/AT	A	2		5-796X
	1350 Series outside snap ring, 1.188" Brg. cup dia. used with 7290 Series rear joint	A	1	5-178X	5-799X
	7290 Series outside snap ring 1.126" Brg. cup dia. used with 1350 Series front joint	A	2	5-1309X	5-811X
	1410 Series outside snap ring, 1.188" Brg. cup dia. 3-Joint Driveshaft, w/MT	B	1,2,3	5-160X	5-801X
	3-Joint Driveshaft, w/1410 Series joint	B	CB	210088-1X	
	7290 Series inside snap ring 1.126" Brg. cup dia. 3-Joint Driveshaft	B	1,2,3	5-1306X	5-811X
1998	1410 Series outside snap ring 1.188" Brg. cup dia. w/AT	A	1,2	5-160X	5-801X
	1330 Series outside snap ring 1.063" Brg. cup dia. w/AT	A	1	5-213X	5-790X
	1330 x 7290 outside/inside snap ring w/1.063" Brg. cup dia. w/AT	A	2	5-796X	SPL25-7X
	1410 Series outside snap ring 1.188" Brg. cup dia. w/MT	B	1,2,3	5-160X	5-801X
	3-Joint Driveshaft	B	CB	211963-1X	
1999	1410 Series outside snap ring 1.188" Brg. cup dia. w/AT	A	1,2	5-160X	5-801X
	1330 Series outside snap ring 1.063" Brg. cup dia. w/AT	A	1	5-213X	5-812X
	1330 x 7290 outside/inside snap ring w/AT	A	2	5-796X	SPL25-7X
	1350 Series outside snap ring 1.188" Brg. cup dia. used with 7290 Series rear joint	A	1	5-178X	5-799X
	7290 Series inside snap ring 1.126" Brg. cup dia. used with 1350 Series front joint	A	2	5-1309X	5-799X
	1410 Series outside snap ring 1.188" Brg. cup dia. w/MT	B	1,2,3	5-160X	5-801X
	3-Joint Driveshaft	B	CB	211963-1X	
2000	1410 Series outside snap ring 1.188" Brg. cup dia. 2-Joint Driveshaft 3-Joint Driveshaft	A	1,2	5-160X	5-801X
		B	1,2,3	5-160X	5-801X



2WVD

Year	Model & Description	Fig.	Location	Spicer Part No.	SPL Part No.
DODGE					
RAM 3500 PICK-UP					
2001-2002	1410 Series outside snap ring 1.188" Brg. cup dia. 2-Joint Driveshaft 3-Joint Driveshaft	A	1,2	5-160X	5-801X
		B	1,2,3	5-160X	5-801X
		B	CB	211963-1X	
2003	1410 Series outside snap ring 1.188" Brg. cup dia. 2-Joint Driveshaft 3-Joint Driveshaft, w/o 6-speed Trans	A	1,2	5-160X	5-801X
		B	1,2,3	5-160X	5-801X
	3-Joint Driveshaft w/6 Speed Trans w/AAM 1485 Series Driveshaft	B	1,2,3	N/A	
2004-2006	5.7L Eng. 2-Joint Driveshaft w/1410 Series Driveshaft w/AAM 1415 Series Driveshaft 3-Joint Driveshaft w/1410 Series Driveshaft w/AAM 1415 Series Driveshaft	A	1,2	5-160X	5-801X
		A	1,2	N/A	
		B	1,2,3	5-160X	5-801X
		B	1,2,3	N/A	
	5.9L Diesel w/AT 2-Joint Driveshaft w/1410 Series Driveshaft w/AAM 1415 Series Driveshaft 3-Joint Driveshaft w/1410 Series Driveshaft w/AAM 1415 Series Driveshaft	A	1,2	5-160X	5-801X
		A	1,2	N/A	
		B	1,2,3	5-160X	5-801X
		B	1,2,3	N/A	
	3-Joint Driveshaft w/MT; w/Turbo Diesel w/1480 Series Driveshaft w/6 Speed Trans. w/AAM 1485 Series Driveshaft	B	1,2,3	5-188X	5-803X
		B	1,2,3	N/A	
RAM 3500 VAN					
1995-1998	1330 Series outside snap ring 1.063" Brg. cup dia. 3.9L w/109" & 127" WB 1330 x 7290 outside/inside snap ring w/1.063" x 1.126" Brg. cup dia. 3.9L w/109" & 127" WB 1410 Series outside snap ring 1.188" Brg. cup dia. 7290 Series inside snap ring 1.126" Brg. cup dia.	A	1	5-213X	5-790X
		A	2	5-796X	SPL25-7X
		A	1,2	5-160X	5-801X
		A	1,2	5-1309X	5-811X
1999	1330 Series outside snap ring 1.063" Brg. cup dia. 1330 x 7290 outside/inside snap ring w/1.063" x 1.126" Brg. cup dia.	A	1	5-213X	5-790X
		A	2	5-796X	
	B	1	5-796X		
	1330 Series outside snap ring 1.063" Brg. cup dia. 5.2L, 5.9L Gas w/MT	B	2,3	5-213X	5-790X
	7290 Series inside snap ring 1.126" Brg. cup dia	A	1,2	5-1309X	5-811X
	1410 Series outside snap ring 1.188" Brg. Cup Dia	A	1,2	5-160X	5-801X



Year	Model & Description	Fig.	Location	Spicer Part No.	SPL Part No.
------	---------------------	------	----------	-----------------	--------------

DODGE

RAM 3500 VAN

2000	1330 Series outside snap ring 1.063' Brg. cup dia.	A	1,2	5-213X	5-790X
	1410 Series outside snap ring 1.188" Brg. cup dia.	A	1,2	5-160X	5-801X
	1330 Series outside snap ring 1.063" Brg. cup dia.	B	1,2,3	5-213X	5-790X
2001-2002	1330 Series outside snap ring 1.063" Brg. cup dia.	A	1,2	5-213X	5-790X
		B	1,2,3	5-213X	5-790X
2003	1330 Series outside snap ring 1.063' Brg. cup dia.	A	1,2	5-213X	5-790X

RAM 50

1979		B	1,2,3	5-1516X	
1980-1982	w/2000cc Eng.	B	1,2,3	5-1503X	
	w/2600cc Eng.	B	1,2,3	5-1516X	
1983	w/2000cc Eng.	B	1,2,3	5-1503X	
	w/2600cc or Diesel Eng.	B	1,2,3	5-1516X	
1984-1986	w/2000cc Eng.	B	1,2,3	5-1503X	
1987	w/2000cc Eng. or 3600cc Eng. w/AT	A-B	1,2,3	5-1503X	
1988		A-B	1,2,3	5-1503X	
1989-1994	w/AT	B	1,2,3	5-1503X	
	w/MT	B	1,2,3	5-1516X	

RAMCHARGER

1974-1978		A	1	5-1306X	5-789X
		A	1	5-1306-1X	
		A	2	5-1309X	5-811X
1979-1981	w/2.125" snap ring dim Lube fitting in brg. cup w/2.625" snap ring dim	A	1,2	5-1306X	5-789X
		A	1,2	5-1306-1X	
		A	2	5-1309X	5-811X
1982-1991		A	1,2	5-1306X	5-789X
		A	1,2	5-1306-1X	
1992-1993	w/7260 Series 1.078" Brg. cup dia. Lube fitting in brg. cup	A	1,2	5-1306-1X	
	w/7290 Series 1.078" Brg. cup dia. 1.126" Brg. cup dia.	A	1,2	5-1309X	5-811X

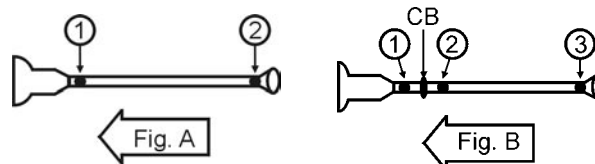
RD200 FORWARD

1974-1979		A-B	1,2,3	5-1306X	5-789X
		A-B	1,2,3	5-1306-1X	
1980-1981		A-B	1,2,3	5-1306X	5-789X
		A-B	1,2,3	5-1306-1X	
		B	CB	210088-1X	

FORD

AEROSTAR

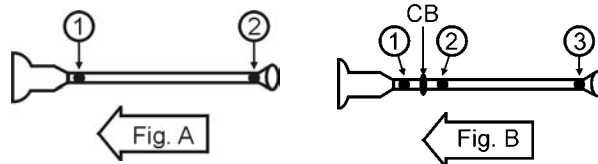
1986-1987		A	1	5-1200X	
		A	2	5-1201X	5-787X



2WD

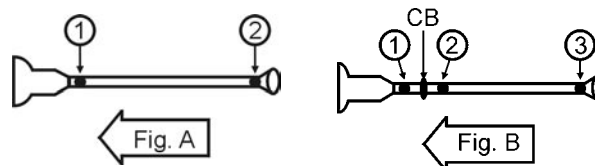


Year	Model & Description	Fig.	Location	Spicer Part No.	SPL Part No.	
FORD						
AEROSTAR						
1988	w/AT	A	1	5-1200X		
		A	2	5-1201X	5-787X	
	w/MT	A	1,2	5-1200X		
1989		A	1	5-1200X		
		A	2	5-1201X	5-787X	
1990-1997	w/steel driveshaft Lube fitting in brg. cup	A	1,2	5-153X	5-785X	
		A	1,2	5-433-1X		
E-SUPERDUTY VAN						
1996-2002	2-Joint Driveshaft	A	1,2	5-160X	5-801X	
	3-Joint Driveshaft	B	1,2,3	5-160X	5-801X	
E100 ECONOLINE						
1961-1962		A	1,2	5-105X		
1963	Exc. 3 Spd. HD & 4 Spd. Trans.	A	1,2	5-105X		
	w/3 Spd. HD or 4 Spd. Trans.	A	1,2	5-153X	5-785X	
1964-1965	w/2300# Axle	Non-Lube	A	1,2	5-100X	
		Lube	A	1,2	5-105X	
	w/2700# Axle Exc. 240 Eng.	Non-Lube	A	1	5-100X	
		Lube	A	1	5-105X	
	w/240 Eng.		A	2	5-153X	5-785X
			A	1,2	5-153X	5-785X
1966	w/170 or 240 Eng. w/inside snap rings	Non-Lube	A	1,2	5-100X	
		Lube	A	1,2	5-105X	
	w/outside snap rings	A	2	5-153X	5-785X	
1967-1977	Exc. 90" WB w/3.496" snap ring dim w/(2) 3.469" & (2) 3.875" snap ring dim		A	1,2	5-153X	5-785X
			A	1	5-134X	
	w/90" WB, w/170 Eng. w/inside snap rings	Non-Lube	A	1,2	5-100X	
		Lube	A	1,2	5-105X	
	w/outside snap rings	A	1,2	5-153X	5-785X	
	w/90" WB, w/3050 lbs axle		A	1	5-105X	
			A	2	5-153X	5-785X
	w/90" WB, w/240 Eng. w/inside snap rings w/outside snap rings		A	1,2	5-2140X	
		A	2	5-153X	5-785X	
1978		A	1,2	5-153X	5-785X	
1979		A-B	1,2	5-1203X	5-790X	
		B	3	5-1204X	5-792X	
1980-1982		A	1	5-1203X	5-790X	
		A	2	5-1204X	5-792X	
1983	2-Joint Driveshaft	A	1	5-1203X	5-790X	
		A	2	5-1204X	5-792X	



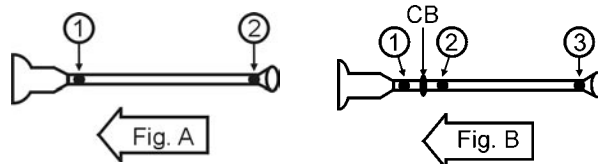
Year	Model & Description	Fig.	Location	Spicer Part No.	SPL Part No.
FORD					
E100 ECONOLINE					
1983	3-Joint Driveshaft	B	1,2	5-1203X	5-790X
		B	3	5-1204X	5-792X
		B	CB	211175X	
E150 ECONOLINE					
1967-1977	Exc. 90" WB	A	1,2	5-153X	5-785X
	w/90" WB	A	1	5-134X	
1978		A	1,2	5-153X	5-785X
1979	2-Joint Driveshaft	A	1	5-1203X	5-790X
		A	2	5-1204X	5-792X
	3-Joint Driveshaft	B	1,2	5-1203X	5-790X
		B	3	5-1204X	5-792X
		B	CB	211175X	
1980-1982		A	1	5-1203X	5-790X
		A	2	5-1204X	5-792X
1983-1986	2-Joint Driveshaft	A	1	5-1203X	5-790X
		A	2	5-1204X	5-792X
	3-Joint Driveshaft	B	1,2	5-1203X	5-790X
		B	3	5-1204X	5-792X
		B	CB	211175X	
1987-1988	2-Joint Driveshaft w/1.062" Brg. cup dia. w/1.062" & 1.125" Brg. cup dia.	A	1	5-1203X	5-790X
		A	1,2	5-1203X	5-790X
		A	2	5-1204X	5-792X
	3-Joint Driveshaft	B	1,2	5-1203X	5-790X
		B	3	5-1204X	5-792X
		B	CB	211175X	
1989	2-Joint Driveshaft	A	1,2	5-1203X	5-790X
	3-Joint Driveshaft	B	1,2,3	5-1203X	5-790X
		B	CB	211175X	
1990	2-Joint Driveshaft, w/AT	A	1,2	5-213X	5-790X
	3-Joint Driveshaft w/MT	B	1,2,3	5-213X	5-790X
		B	CB	211175X	
1991-1996		A	1,2	5-213X	5-790X
1997-1999	Exc. alum. driveshaft	A	1,2	5-178X	5-799X
	w/alum. driveshaft	A	1,2	5-447X	
2000-2006	2-Joint Driveshaft	A	1,2	5-178X	5-799X

2WD



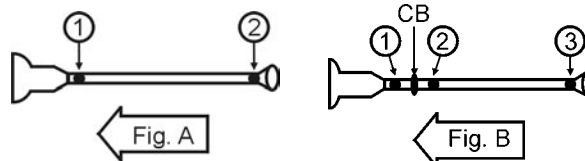
Important: See Safety Information in General Information Section (J300P-GI)

Year	Model & Description	Fig.	Location	Spicer Part No.	SPL Part No.	
FORD						
E200 ECONOLINE						
1968-1970	2-Joint Driveshaft	A	1,2	5-153X	5-785X	
	3-Joint Driveshaft	Non-Lube	B	1,2,3	5-100X	
		Lube	B	1,2,3	5-105X	
			B	CB	211175X	
1972-1974		A-B	1,2,3	5-153X	5-785X	
E250 ECONOLINE						
1975-1978	w/3.469" outside yoke dim	A	1,2	5-153X	5-785X	
	w/3.875" outside yoke dim	A	1,2	5-213X	5-790X	
1979		A-B	1	5-1203X	5-790X	
	w/1.062" Brg. cup dia.	A-B	2,3	5-1203X	5-790X	
	w/1.062" & 1.125" Brg. cup dia.	A-B	2,3	5-1204X	5-792X	
		B	CB	211175X		
1980-1988	2-Joint Driveshaft	A	1	5-1203X	5-790X	
		A	2	5-1204X	5-792X	
	3-Joint Driveshaft	B	1,2	5-1203X	5-790X	
		B	3	5-1204X	5-792X	
		B	CB	211175X		
1989	From 11/88 2-Joint Driveshaft 3-Joint Driveshaft	A	1,2	5-1203X	5-790X	
		B	1,2,3	5-1203X	5-790X	
		B	CB	211175X		
	2-Joint Driveshaft	A	1	5-1203X	5-790X	
		A	2	5-1204X	5-792X	
	3-Joint Driveshaft	B	1,2	5-1203X	5-790X	
		B	3	5-1204X	5-792X	
		B	CB	211175X		
	1990-1991	w/3 Spd. AT	A	1,2	5-213X	5-790X
		w/5.0 L & Automatic Overdrive	A	1	5-213X	5-790X
A			2	5-1204X	5-792X	
w/4 Spd. AT Exc. 4.10 Rear Axle		A	1	5-213X	5-790X	
		A	2	5-1204X	5-792X	
		B	1,2	5-213X	5-790X	
w/4.10 Rear Axle		B	3	5-1204X	5-792X	
		B	CB	211175X		
1992-1996	Wagon w/3 Spd. AT	A	1,2	5-213X	5-790X	
	Van w/3 Spd. AT	A	1	5-213X	5-790X	
		A	2	5-1204X	5-792X	
	w/4 Spd. AT	A	1	5-213X	5-790X	
		A	2	5-1204X	5-792X	



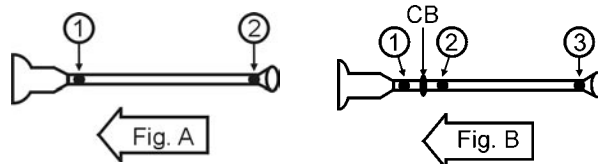
Year	Model & Description	Fig.	Location	Spicer Part No.	SPL Part No.
FORD					
E250 ECONOLINE					
1997-1999	Exc. alum. driveshaft	A	1,2	5-178X	5-799X
	w/alum. driveshaft	A	1,2	5-447X	
2000-2004	2-Joint Driveshaft	A	1,2	5-178X	5-799X
2005-2006	4.6L & 5.4L Eng. 2-Joint Driveshaft	A	1,2	5-178X	5-799X
E300 ECONOLINE					
1968-1969	2-Joint Driveshaft	A	1,2	5-153X	5-785X
		B	1	5-160X	5-801X
	3-Joint Driveshaft	B	2,3	5-153X	5-785X
		B	CB	211175X	
1970-1974		A-B	1,2,3	5-153X	5-785X
		B	CB	211175X	
E350 ECONOLINE					
1975-1978	Exc. 5 Spd. HD MT	A	1,2	5-213X	5-790X
	w/5 Spd. HD MT	A	1,2	5-178X	5-799X
1979-1980	w/1.062" Brg. cup dia.	A-B	1,2,3	5-1203X	5-790X
	w/1.062" & 1.125" Brg. cup dia.	A-B	2,3	5-1204X	5-792X
		B	CB	211175X	
1981	w/1.062" Brg. cup dia.	A-B	1,2,3	5-1203X	5-790X
	w/1.062" & 1.125" Brg. cup dia.	A-B	2,3	5-1204X	5-792X
	w/1.126" Brg. cup dia.	A	1,2	5-3147X	5-795X
		B	CB	211175X	
1982-1989	2-Joint Driveshaft	A	1	5-1203X	5-790X
		A	2	5-1203X	5-790X
		A	2	5-1204X	5-792X
	3-Joint Driveshaft	B	1	5-1203X	5-790X
		B	1	5-1204X	5-792X
		B	2	5-1203X	5-790X
		B	3	5-1204X	5-792X
		B	CB	211175X	
1990	w/138" WB w/3 Spd. AT	A	1,2	5-213X	5-790X
		A	1	5-213X	5-790X
		A	2	5-1204X	5-792X
	w/4 Spd. AT	B	1,2	5-213X	5-790X
		B	3	5-1204X	5-792X
		B	CB	211175X	
	w/5 Spd. MT	B	1,2	5-213X	5-790X
		B	3	5-1204X	5-792X
		B	CB	211175X	

2WD

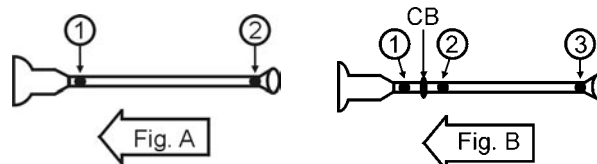


Important: See Safety Information in General Information Section (J300P-GI)

Year	Model & Description	Fig.	Location	Spicer Part No.	SPL Part No.
FORD					
E350 ECONOLINE					
1990	w/158" WB w/4 Spd. AT	B	1,2	5-213X	5-790X
		B	3	5-1204X	5-792X
		B	CB	211175X	
	w/5 Spd. MT	B	1,2,3	5-443X	
		B	CB	211431X	
		w/176" WB	B	1,2	5-213X
	B		3	5-1204X	5-792X
	B		CB	211175X	
	1991	w/138" WB w/3 Spd. AT w/4 Spd. AT	A	1,2	5-213X
A			1	5-213X	5-790X
A			2	5-1204X	5-792X
w/5 Spd. MT		B	1,2	5-213X	5-790X
		B	3	5-1204X	5-792X
		B	CB	211175X	
w/158" & 176" WB		B	1,2	5-213X	5-790X
		B	3	5-1204X	5-792X
		B	CB	211175X	
1992-1996	w/138" WB w/3 Spd. AT w/4 Spd. AT	A	1,2	5-213X	5-790X
		A	1	5-213X	5-790X
		A	2	5-1204X	5-792X
	w/176" WB	B	1,2	5-213X	5-790X
		B	3	5-1204X	5-792X
		B	CB	211175X	
1997-1999	2-Joint Driveshaft	A	1,2	5-178X	5-799X
	2-Joint Alum. Driveshaft	A	1,2	5-447X	
	3-Joint Driveshaft	B	1,2,3	5-178X	5-799X
2000-2002	2-Joint Driveshaft	A	1,2	5-178X	5-799X
	3-Joint Driveshaft w/3.625" Snap Ring Dim. (1350 Series) w/4.188" Snap Ring Dim. (1410 Series)	B	1,2,3	5-178X	5-799X
		B	1,2,3	5-160X	5-801X
2003	2-Joint Driveshaft	A	1,2	5-178X	5-799X
	3-Joint Driveshaft	B	1,2,3	5-178X	5-799X
2004	2-Joint Driveshaft w/3.625" Snap Ring Dim. (1350 Series) w/4.188" Snap Ring Dim. (1410 Series)	A	1,2	5-178X	5-799X
		A	1,2	5-160X	5-801X
	3-Joint Driveshaft	B	1,2,3	5-178X	5-799X
2005	2-Joint Driveshaft w/3.625" Snap Ring Dim. (1350 Series) w/4.188" Snap Ring Dim. (1410 Series)	A	1,2	5-178X	5-799X
		A	1,2	5-160X	5-801X
	3-Joint Driveshaft w/3.625" Snap Ring Dim. (1350 Series) w/4.188" Snap Ring Dim. (1410 Series)	B	1,2,3	5-178X	5-799X
		B	1,2,3	5-160X	5-801X

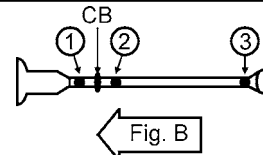
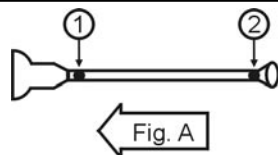


Year	Model & Description	Fig.	Location	Spicer Part No.	SPL Part No.	
FORD						
EXCURSION						
2000-2001	w/5.4L Eng.	A	1,2	5-178X	5-799X	
	w/6.8L & 7.3L Eng. w/alum. shaft	A	1,2	5-160X	5-801X	
2002	w/5.4L Eng. Exc. 4.10 Ratio w/4.10 Ratio	A	1,2	5-178X	5-799X	
		A	1,2	5-160X	5-801X	
	w/6.8L & 7.3L Eng. w/alum. shaft	A	1,2	5-160X	5-801X	
		A	1,2	5-802X	SPL36-2X	
2003-2004	w/5.4L Eng. Exc. 4.10 Ratio w/4.10 Ratio	A	1,2	5-178X	5-799X	
		A	1,2	5-160X	5-801X	
	w/6.0L, 6.8L & 7.3L Eng. w/6.8L & 7.3L Eng. w/alum. shaft	A	1,2	5-160X	5-801X	
		A	1,2	5-802X	SPL36-2X	
EXPEDITION						
1997-1998	w/4.6L & AODE AT	A	1,2	5-213X	5-790X	
1999	w/4.6L & AODE AT	A	1,2	5-213X	5-790X	
	5.4L Eng. Std. Suspension	A	1,2	5-178X	5-799X	
2000	5.4L Eng. Std. Suspension	A	1,2	5-178X	5-799X	
EXPLORER						
1991-1994		Lube fitting in body	A	1,2	5-153X	5-785X
		Lube fitting in brg. cup	A	1,2	5-433-1X	
1995-1996	w/102" WB w/3.219" snap ring dim	Lube Fitting in Body	A	1,2	5-153X	5-785X
		Lube Fitting in Bearing Cup	A	1,2	5-433-1X	
	w/3.622" snap ring dim		A	1,2	5-213X	5-790X
			A	1,2	5-153X	5-785X
	w/112" WB & MT w/3.219" snap ring dim	Lube Fitting in Body	A	1,2	5-153X	5-785X
		Lube Fitting in Bearing Cup	A	1,2	5-433-1X	
	w/3.622" snap ring dim	A	1,2	5-213X	5-790X	
1997-1999	w/102" WB & AT	A	1,2	5-213X	5-790X	
F-SUPER DUTY PICK-UP						
1988-1996	3-Joint Driveshaft		B	1,2,3	5-160X	5-801X
			B	CB	211359X	
		Slip Yoke Boot Kit	B		211503X	
1997	3-Joint Driveshaft	B	1,2,3	5-160X	5-801X	
F100						
1948-1974	w/6 cyl. Eng. Exc. 155" WB w/155" WB		A	1,2	5-153X	5-785X
			A-B	1	5-153X	5-785X
			A-B	2,3	5-134X	
			B	CB	211175X	
	w/8 cyl. Eng. Exc. 390-4BL & 460 w/8 cyl. 390-4BL or 460 Eng.		A-B	1,2,3	5-153X	5-785X
			A-B	1,2,3	5-213X	5-790X
		B	CB	211175X		



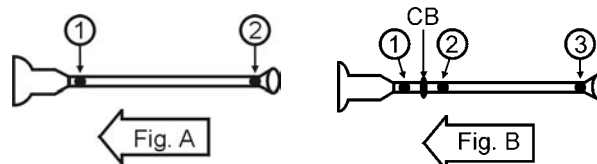
Important: See Safety Information in General Information Section (J300P-GI)

Year	Model & Description	Fig.	Location	Spicer Part No.	SPL Part No.
FORD					
F100					
1975-1976	Exc. 155" WB w/155" WB	A	1,2	5-153X	5-785X
		B	1	5-153X	5-785X
		B	2,3	5-134X	
		B	CB	211175X	
1977	Exc. 155" WB w/155" WB To Y200,001	A	1,2	5-153X	5-785X
		B	1	5-153X	5-785X
		B	2,3	5-134X	
		B	CB	211175X	
	w/155" WB From Y200,001	B	1,2,3	5-153X	5-785X
		B	CB	211175X	
1978	w/1.062" Brg. cup dia.	A	1,2	5-1200X	
	w/1.062" & 1.125" Brg. cup dia.	A	2	5-1201X	5-787X
1979	w/3.469" outside yoke dim w/3.875" outside yoke dim	B	1,2,3	5-153X	5-785X
		B	1,2	5-1203X	5-790X
		B	3	5-1204X	5-792X
		B	CB	211175X	
1980-1983	2-Joint Driveshaft	A	1	5-1203X	5-790X
		A	2	5-1204X	5-792X
	3-Joint Driveshaft	B	1,2	5-1203X	5-790X
		B	3	5-1204X	5-792X
		B	CB	211175X	
F150					
1975-1977	w/MT Exc. 390 Eng. & 133" or 138" WB	B	1,2,3	5-153X	5-785X
		B	CB	211175X	
	w/MT w/390 Eng. & 155" WB Before Serial #120,001 From Serial #120,001	B	1,2,3	5-134X	
		B	1,2,3	5-153X	5-785X
		B	CB	211175X	
	w/AT Exc. 400 & 460 Eng. 2-Joint Driveshaft 3-Joint Driveshaft w/3.469" outside yoke dim	A	1,2	5-153X	5-785X
		B	1,2,3	5-153X	5-785X
	w/(2) 3.469" & (2) 2.875" outside yoke dim	B	1,2,3	5-134X	
		B	CB	211175X	
	w/AT & 400 Eng. w/133" WB Exc. 3.25 Gear ratio w/3.25 Gear ratio w/138" or 155" WB	B	1,2,3	5-213X	5-790X
		B	1	5-213X	5-790X
		B	2,3	5-1203X	5-790X
		B	1	5-134X	
		B	2,3	5-213X	5-790X
		B	CB	211175X	



Year	Model & Description	Fig.	Location	Spicer Part No.	SPL Part No.
FORD					
F150					
1975-1977	w/AT & 460 Eng. w/133" WB w/138" WB w/3.469" outside yoke dim w/(2) 3.469" & (2) 2.875" outside yoke dim w/155" WB	B	1,2,3	5-213X	5-790X
		B	1	5-213X	5-790X
		B	2,3	5-153X	5-785X
		B	2,3	5-134X	
		B	1	5-213X	5-790X
		B	2,3	5-134X	
		B	CB	211175X	
1978	w/3.469" outside yoke dim	A	1	5-1200X	
	w/3.875" outside yoke dim	A	1	5-1203X	5-790X
	w/3.469" outside yoke dim w/1.062" Brg. cup dia.	A	2	5-1200X	
	w/3.875" outside yoke dim w/1.062" Brg. cup dia	A	2	5-1203X	5-790X
	w/1.062" & 1.125" Brg. cup dia.	A	2	5-1201X	5-787X
1979		A-B	1	5-1203X	5-790X
	w/1.062" Brg. cup dia	A-B	2,3	5-1203X	5-790X
	w/1.062" & 1.125" Brg. cup dia.	A-B	2,3	5-1204X	5-792X
	w/1.062" & 1.125" Brg. cup dia.	B	CB	211175X	
1980	2-Joint Driveshaft	A	1	5-1203X	5-790X
		A	2	5-1204X	5-792X
	3-Joint Driveshaft	B	1	5-1201X	5-787X
		B	2	5-1203X	5-790X
		B	3	5-1204X	5-792X
		B	CB	211175X	
1981	w/133" WB & 4.9L Eng. w/3.25 Gear Ratio & 4 Spd. MT w/OD	B	1	5-1203X	5-790X
		B	2,3	5-3147X	5-795X
		B	CB	211175X	
	w/133" WB & 5.0L & 5.8L Eng. w/New Process & Warner 4 Spd. Trans.	B	1	5-1203X	5-790X
		B	2,3	5-3147X	5-795X
		B	CB	211175X	
	w/133" & 155" WB Exc. New Process & Warner 4 Spd. Trans. w/New Process & Warner 4 Spd. Trans.	B	1	5-1203X	5-790X
		B	2,3	5-3147X	5-795X
		B	CB	211175X	
		B	2,3	5-3147X	5-795X
		B	CB	211175X	
		B	CB	211175X	

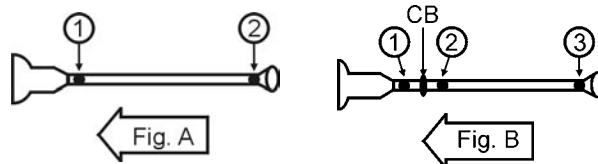
2WD



Important: See Safety Information in General Information Section (J300P-GI)

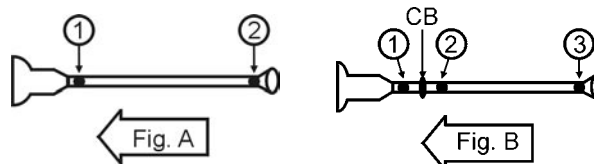
2WD

Year	Model & Description	Fig.	Location	Spicer Part No.	SPL Part No.
FORD					
F150					
1982-1986	2-Joint Driveshaft	A	1	5-1203X	5-790X
		A	2	5-1204X	5-792X
	3-Joint Driveshaft Exc. New Process & Warner 4 Spd. Trans. w/New Process & Warner 4 Spd. Trans.	B	1,2	5-1203X	5-790X
		B	3	5-1204X	5-792X
		B	CB	211175X	
		B	2	5-1203X	5-790X
		B	1,3	5-1204X	5-792X
B	CB	211175X			
1987	Short & Long bed, 2-Joint Driveshaft	A	1	5-1203X	5-790X
		A	2	5-1204X	5-792X
	Long bed, w/3-Joint Shaft	B	1,2	5-1203X	5-790X
		B	3	5-1204X	5-792X
	Super Cab, Crew Cab	B	1,2	5-1203X	5-790X
		B	3	5-1204X	5-792X
1988	Short Bed, 116" WB	A	1	5-1203X	5-790X
		A	2	5-1204X	5-792X
	Long bed, w/133" WB 2-Joint Driveshaft	A	1	5-1203X	5-790X
		A	2	5-1204X	5-792X
	3-Joint Driveshaft & Mazda 5 Spd.	B	1,2	5-1203X	5-790X
		B	3	5-1204X	5-792X
	3-Joint Driveshaft & ZF HD 5 Spd.	B	1,3	5-1204X	5-792X
		B	2	5-1203X	5-790X
	w/ZF Trans.	B	CB	211175X	
		Super Cab, Crew Cab	B	1,2	5-1203X
	B		3	5-1204X	5-792X
	1989	Short Bed, 116" WB	A	1	5-213X
A			2	5-1204X	5-792X
Long bed, w/133" WB 2-Joint Driveshaft Exc. 4.9L & 3 Spd. MT		A	1	5-213X	5-790X
		A	2	5-1204X	5-792X
w/4.9L & 3 Spd. MT From 5/89 To 5/89		A	1,2	5-1203X	5-790X
		A	1	5-213X	5-790X
3-Joint Driveshaft & Mazda 5 Spd.		A	2	5-1204X	5-792X
		B	1,2	5-1203X	5-790X
3-Joint Driveshaft & ZF HD 5 Spd.		B	3	5-1204X	5-792X
		B	1,3	5-1204X	5-792X
w/ZF Trans.		B	2	5-1203X	5-790X
		B	CB	211175X	



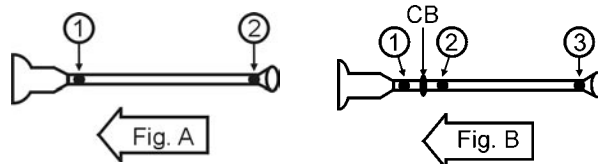
Year	Model & Description	Fig.	Location	Spicer Part No.	SPL Part No.
FORD					
F150					
1989	Super Cab, Crew Cab w/AT	B	1,2	5-213X	5-790X
		B	3	5-1204X	5-792X
	w/MT	B	1,2	5-1203X	5-790X
		B	3	5-1204X	5-792X
1990	Short Bed, 116" WB	A	1	5-213X	5-790X
		A	2	5-1204X	5-792X
	Long bed, w/133" WB 2-Joint Driveshaft 3-Joint Driveshaft & Mazda 5 Spd. 3-Joint Driveshaft & ZF HD 5 Spd. w/ZF Trans.	A	1	5-213X	5-790X
		A	2	5-1204X	5-792X
		B	1,2,3	5-213X	5-790X
		B	1,3	5-1204X	5-792X
		B	2	5-213X	5-790X
		B	CB	211175X	
	Super Cab, Crew Cab	B	1,2,3	5-213X	5-790X
	1991-1992	Short Bed, 116" WB	A	1,2	5-213X
B			1,2	5-213X	5-790X
Long bed, w/133" WB 2-Joint Driveshaft 3-Joint Driveshaft & Mazda 5 Spd. 3-Joint Driveshaft & ZF HD 5 Spd. w/ZF Trans.		B	1,2,3	5-213X	5-790X
		B	1,3	5-1204X	5-792X
		B	2	5-213X	5-790X
		B	CB	211175X	
Super Cab, Crew Cab	B	1,2,3	5-213X	5-790X	
1993-1995	Short Bed, 116" WB	A	1,2	5-213X	5-790X
		B	1,2	5-213X	5-790X
	Long bed, w/133" WB 2-Joint Driveshaft 3-Joint Driveshaft & Mazda 5 Spd. 3-Joint Driveshaft & ZF HD 5 Spd. w/ZF Trans.	B	1,2,3	5-213X	5-790X
		B	1	5-1204X	5-792X
		B	2,3	5-213X	5-790X
		B	CB	211175X	
1996	Short Bed, 116" WB	A	1,2	5-213X	5-790X
		B	1,2	5-213X	5-790X
	Long bed, w/133" WB Exc. AODE AT 2-Joint Driveshaft 3-Joint Driveshaft & ZF w/5 Spd. w/ZF Trans.	B	1	5-1204X	5-792X
		B	2,3	5-213X	5-790X
		B	CB	211175X	
		B	CB	211175X	
1997-1999	w/120" & 139" WB w/4.2L 4.6L Eng. & AT w/5.4L Eng. & AT w/MT	A	1,2	5-213X	5-790X
		A	1,2	5-178X	5-799X
		A	1,2	5-213X	5-790X
	w/157" WB w/4.2L or 4.6L Eng. w/5.4L eng, Exc. HD trans w/5.4L eng, w/HD trans	B	1,2,3	5-213X	5-790X
		B	1	5-213X	5-790X
		B	2,3	5-178X	5-799X

2WD



Important: See Safety Information in General Information Section (J300P-GI)

Year	Model & Description	Fig.	Location	Spicer Part No.	SPL Part No.
FORD					
F150					
2000	w/4.2L, 4.6L & 5.4L Eng. 2-Joint Driveshaft w/1.062" Brg. cup dia.	A	1,2	5-213X	5-790X
	w/4.2L & 4.6L Eng. 3-Joint Driveshaft	B	1,2,3	5-213X	5-790X
	w/5.4L Eng. 2-Joint Driveshaft w/1.188" Brg. cup dia. 3-Joint Driveshaft	A	1,2	5-178X	5-799X
		B	1,2,3	5-178X	5-799X
2001-2002	w/4.2L, 4.6L & 5.4L Eng. 2-Joint Driveshaft w/1.062" Brg. cup dia.	A	1,2	5-213X	5-790X
		B	1,2,3	5-213X	5-790X
	w/4.2L & 4.6L Eng. 3-Joint Driveshaft	A	1,2	5-178X	5-799X
		B	1,2,3	5-178X	5-799X
	w/5.4L Eng. Harley Davidson Edition 2-Joint Driveshaft w/1.062" Brg. cup dia. 3-Joint Driveshaft w/1.062" Brg. cup dia. 2-Joint Driveshaft w/1.188" Brg. cup dia. 3-Joint Driveshaft w/1.188" Brg. cup dia.	A	1,2	5-213X	5-790X
		B	1,2,3	5-213X	5-790X
		A	1,2	5-178X	5-799X
		B	1,2,3	5-178X	5-799X
2003-2004	w/4.2L & 4.6L Eng. 2-Joint Driveshaft w/1.062" Brg. cup dia. 3-Joint Driveshaft w/1.062" Brg. cup dia.	A	1,2	5-213X	5-790X
		B	1,2,3	5-213X	5-790X
	w/5.4L Eng. 2-Joint Driveshaft w/1.188" Brg. cup dia. 3-Joint Driveshaft w/1.188" Brg. cup dia.	A	1,2	5-178X	5-799X
		B	1,2,3	5-178X	5-799X
	w/5.4L Eng. Harley Davidson Edition 2-Joint Driveshaft	A	1,2	5-178X	5-799X
	w/5.4L Eng. Harley Davidson Edition 3-Joint Driveshaft	B	1,2,3	5-178X	5-799X
w/5.4L Eng. 3-Joint Driveshaft	B	CB	211985X		
F250					
1953-1967		A-B	1,2,3	5-153X	5-785X
		B	CB	211175X	
1968-1969	Exc. 390 Eng. w/390 Eng.	B	1,2,3	5-153X	5-785X
		B	CB	211175X	
1970-1972	w/390 or 460 Eng. w/inside snap rings w/outside snap rings	B	1,2,3	5-1200X	
		B	1,2,3	5-178X	5-799X
		B	CB	211175X	
1973	w/300, 351 or 360 Eng. w/133" WB w/390 Eng. w/133" WB	A-B	1,2,3	5-153X	5-785X
		B	CB	211175X	
1974-1975	w/300, 351 or 360 Eng. w/133", 138", 140" or 150" WB	A-B	1,2,3	5-153X	5-785X
		B	CB	211175X	
	w/155" WB w/(2) 3.469" & (2) 3.875" outside yoke dims w/3.469" outside yoke dim	A-B	1,2,3	5-134X	
		A-B	1,2,3	5-153X	5-785X
		B	CB	211175X	



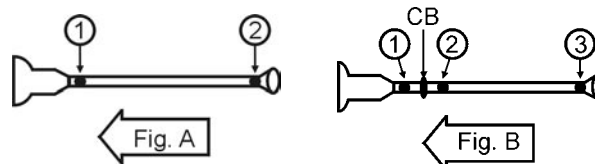
Year	Model & Description	Fig.	Location	Spicer Part No.	SPL Part No.
------	---------------------	------	----------	-----------------	--------------

FORD

F250

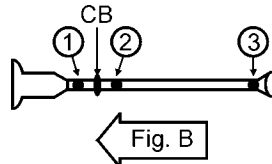
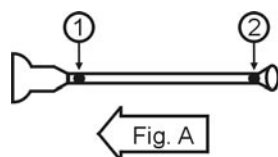
1974-1975	w/390 Eng. w/133", 140" or 150" WB w/138" WB w/3.875" outside yoke dim w/3.469" outside yoke dim w/150" WB	A-B	1,2,3	5-178X	5-799X		
		B	CB	211175X			
		A-B	1,2,3	5-178X	5-799X		
		B	CB	211175X			
		A-B	1,2,3	5-153X	5-785X		
		B	CB	211175X			
	w/460 Eng. w/138" or 140" WB w/150" WB	A-B	1,2,3	5-178X	5-799X		
		B	CB	211175X			
		A-B	1,2,3	5-153X	5-785X		
		B	CB	211175X			
		1976-1977	w/300, 351 or 360 Eng. w/133", 138" or 150" WB w/155" WB w/3.469 outside yoke dim w/(2) 3.469" & (2) 3.875" outside yoke dims	A-B	1,2,3	5-153X	5-785X
				A-B	1,2,3	5-153X	5-785X
A-B	1,2,3			5-134X			
B	CB			211175X			
w/390, 400 or 460 Eng. w/133" WB w/1.188" Brg. cup dia. w/1.062" Brg. cup dia. w/1.188" Brg. cup dia. w/138" WB w/150" WB w/3.469" outside yoke dia+ w/3.875" outside yoke dim w/155" WB	A-B		1,2,3	5-178X	5-799X		
	B		CB	211175X			
	A		1	5-213X	5-790X		
	A		2	5-178X	5-799X		
	A-B	1,2,3	5-178X	5-799X			
	B	CB	211175X				
	A-B	1,2,3	5-153X	5-785X			
	A-B	1,2,3	5-178X	5-799X			
1978	w/3.469" outside yoke dim	A	1,2	5-153X	5-785X		
	w/3.875" outside yoke dim w/1.062" Brg. cup dia. w/1.188" Brg. cup dia.	A	1,2	5-213X	5-790X		
		A	2	5-178X	5-799X		
1979	2-Joint Driveshaft w/1.062" Brg. cup dia. w/1.188" Brg. cup dia.	A	1,2	5-153X	5-785X		
		A	1,2	5-178X	5-799X		
		3-Joint Driveshaft w/1.062" Brg. cup dia. w/1.062" & 1.125" Brg. cup dia. w/1.188" Brg. cup dia.	B	1,2	5-213X	5-790X	
			B	3	5-1204X	5-792X	
	B		1,2,3	5-178X	5-799X		
	B		CB	211175X			

2WD



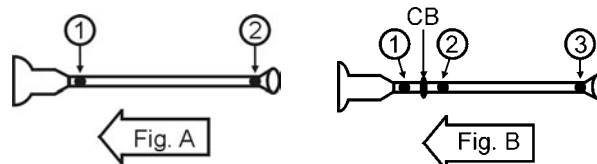
Important: See Safety Information in General Information Section (J300P-GI)

Year	Model & Description	Fig.	Location	Spicer Part No.	SPL Part No.
FORD					
F250					
1980-1981	2-Joint Driveshaft	A	1	5-1203X	5-790X
		A	2	5-1204X	5-792X
	3-Joint Driveshaft	B	1,2	5-1203X	5-790X
		B	3	5-1204X	5-792X
1982-1986	2-Joint Driveshaft	A	1	5-1203X	5-790X
		A	2	5-1204X	5-792X
	3-Joint Driveshaft w/1.062" Brg. cup dia. w/1.062" & 1.125" Brg. cup dia.	B	1	5-1203X	5-790X
		B	1	5-1204X	5-792X
		B	2	5-1203X	5-790X
		B	3	5-1204X	5-792X
		B	CB	211175X	
1987	Reg. Cab, Super Cab, w/133" & 136" WB Exc. 5 Spd. MT	A	1	5-1203X	5-790X
		A	2	5-1204X	5-792X
	w/5 Spd. MT	A	1,2	5-178X	5-799X
	Crew Cab, w/AT	B	1,2	5-1203X	5-790X
		B	3	5-1204X	5-792X
	Crew Cab, w/MT	B	1,3	5-1204X	5-792X
		B	2	5-1203X	5-790X
	B	CB	211175X		
1988	Reg. Cab 2-Joint Driveshaft Exc. HD 5 Spd. MT w/7.3L, 7.5L & HD 5 Spd. MT 3-Joint Driveshaft w/4.9 & 4.10 Axle w/Mazda 5 Spd. MT w/4.9L, 5.8L & HD 5 Spd. MT	A	1	5-1203X	5-790X
		A	2	5-1204X	5-792X
		A	1,2	5-178X	5-799X
		B	1,3	5-1204X	5-792X
		B	2	5-1203X	5-790X
		B	CB	211175X	
		B	1,3	5-1204X	5-792X
		B	2	5-1203X	5-790X
	Crew Cab Exc. HD 5 Spd MT w/4.9L, 5.8L & HD 5 Spd MT w/7.3L, 7.5L & HD 5 Spd MT	B	1,2	5-1203X	5-790X
		B	3	5-1204X	5-792X
		B	CB	211175X	
		B	1,3	5-1204X	5-792X
		B	2	5-1203X	5-790X
		A	1,2	5-178X	5-799X



Year	Model & Description	Fig.	Location	Spicer Part No.	SPL Part No.
FORD					
F250					
1989	Reg. Cab 2-Joint Driveshaft Exc. HD 5 Spd. MT w/7.3L, 7.5L & HD 5 Spd. MT 3-Joint Driveshaft w/4.9L, 5.8L & HD 5 Spd. MT	A	1	5-213X	5-790X
		A	2	5-1204X	5-792X
		A	1,2	5-178X	5-799X
		B	1,3	5-1204X	5-792X
		B	2	5-1203X	5-790X
		B	CB	211175X	
	Crew Cab Exc. HD 5 Spd MT w/HD 5 Spd. MT	B	1,2	5-1203X	5-790X
		B	3	5-1204X	5-792X
		B	CB	211175X	
		A	1,2	5-178X	5-799X
1990	Reg. Cab 2-Joint Driveshaft	A	1	5-213X	5-790X
	Reg. Cab 2-Joint Driveshaft 3-Joint Driveshaft w/5.0L & Mazda 5 Spd. MT w/5.8L & HD 5 Spd. MT w/7.3L, 7.5L & HD 5 Spd. MT	A	2	5-1204X	5-792X
		B	1,2	5-213X	5-790X
		B	3	5-1204X	5-792X
		B	CB	211175X	
		B	1,3	5-1204X	5-792X
		B	2	5-213X	5-790X
		B	CB	211175X	
		B	1,2,3	5-178X	5-799X
	B	CB	210866-1X		
	Super Cab w/155" WB w/3 Spd. AT w/4 Spd. AT w/5.8L & HD 5 Spd. MT w/7.3L & 7.5L & HD 5 Spd. MT	B	1,2	5-213X	5-790X
		B	3	5-1204X	5-792X
		B	CB	211175X	
		B	1,2,3	5-178X	5-799X
B		CB	210866-1X		
B		1,3	5-1204X	5-792X	
B		2	5-213X	5-790X	
B		CB	211175X		
B	1,2,3	5-178X	5-799X		
B	CB	210866-1X			
1991-1992	Reg. Cab 2-Joint Driveshaft	A	1	5-213X	5-790X
		A	2	5-1204X	5-792X
	3-Joint Driveshaft w/4.9L, 5.0L Mazda 5 Spd. MT To 2/92 w/4.9L, 5.8L & HD 5 Spd. MT w/7.3L, 7.5L & HD 5 Spd. MT	B	1,2	5-213X	5-790X
		B	3	5-1204X	5-792X
		B	CB	211175X	
		B	1,2,3	5-443X	
		B	CB	211431X	
		B	1,2,3	5-178X	5-799X
		B	CB	210866-1X	

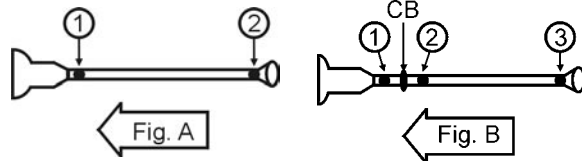
2WD



Important: See Safety Information in General Information Section (J300P-GI)

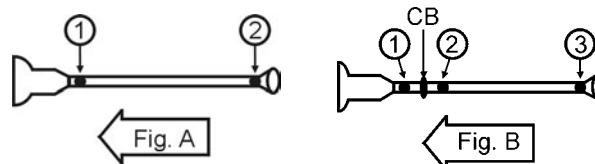
2WD

Year	Model & Description	Fig.	Location	Spicer Part No.	SPL Part No.
FORD					
F250					
1991-1992	Super Cab w/155" WB w/3 Spd. AT To 2/92 w/4 Spd. AT w/7.3L & 4 Spd. AT From 2/92 w/5.8L & HD 5 Spd. MT To 2/92 w/7.3L & 7.5L & HD 5 Spd. MT	B	1,2	5-213X	5-790X
		B	3	5-1204X	5-792X
		B	CB	211175X	
		B	1,2,3	5-178X	5-799X
		B	1,2,3	5-178X	5-799X
		B	CB	210866-1X	
		B	1,3	5-1204X	5-792X
		B	2	5-213X	5-790X
		B	CB	211175X	
		B	1,2,3	5-178X	5-799X
B	CB	210866-1X			
1993-1995	Reg. Cab 2-Joint Driveshaft w/Gasoline Eng. Exc. 7.5L	A	1	5-213X	5-790X
		A	2	5-1204X	5-792X
		B	CB	210866-1X	
	Super Cab, w/7.5L HD trans	B	1,2,3	5-178X	5-799X
1996	Reg. Cab 2-Joint Driveshaft w/133" WB Exc. 7.3L, 7.5L & ZF Trans.	A	1	5-213X	5-790X
		A	2	5-1204X	5-792X
	Super Cab, w/155" WB & 7.5L & HD trans	B	1,2,3	5-178X	5-799X
		B	CB	210866-1X	
1997-1999	Reg. Cab w/4.2L, 4.6L & 5.4L Eng. w/5.8L & AT w/5.8L & MT w/7.3L & 7.5L Eng.	A	1,2	5-178X	5-799X
		A	1	5-213X	5-790X
		A	2	5-1204X	5-792X
		B	1,3	5-1204X	5-792X
		B	2	5-213X	5-790X
		A	1,2	5-178X	5-799X
	Super Cab w/Short Bed, Crew Cab, w/5.8L Eng. w/Long bed, w/5.8L w/AT w/Long bed, w/5.8L w/MT Crew Cab, w/7.3L, 7.5L & AT	B	1,2,3	5-178X	5-799X
		B	1,2	5-213X	5-790X
		B	3	5-1204X	5-792X
		B	1,3	5-1204X	5-792X
		B	2	5-213X	5-790X
		B	1,2,3	5-178X	5-799X
B	CB	210866-1X			
F250 SUPER DUTY					
1999-2002	w/5.4L Eng. 3-Joint Driveshaft	B	1,2,3	5-178X	5-799X
		B	CB	211359X	
	w/6.8L Eng. 2-Joint Alum. Driveshaft	A	1,2	5-802X	SPL36-2X
	w/6.8L, 7.3L Eng. 3-Joint Driveshaft	B	1,2,3	5-160X	5-801X
B		CB	211359X		



Year	Model & Description	Fig.	Location	Spicer Part No.	SPL Part No.
FORD					
F250 SUPER DUTY					
2003	w/6.0L, 6.8L & 7.3L Eng. 3-Joint Driveshaft	B	1,2,3	5-160X	5-801X
		B	CB	211359X	
2004	w/6.0L & 6.8L Eng. 3-Joint Driveshaft	B	1,2,3	5-160X	5-801X
		B	CB	211359X	
2005-2006	w/5.4L, 6.0L & 6.8L Eng. 2-Joint Driveshaft 3-Joint Driveshaft	A	1,2	5-160X	5-801X
		B	1,2,3	5-160X	5-801X
F350					
1948-1966		A-B	1,2,3	5-153X	5-785X
		B	CB	211175X	
1967-1974	Exc. 390 Eng.	B	1	5-153X	5-785X
		B	2,3	5-134X	
	w/390 Eng.	B	1	5-213X	5-790X
		B	2,3	5-178X	5-799X
1975-1976	Exc. 390 Eng. & Exc. 155" WB	B	1,2,3	5-213X	5-790X
		B	1	5-153X	5-785X
	w/390 Eng. & 155" WB	B	2,3	5-178X	5-799X
		B	1,2,3	5-178X	5-799X
1977	w/MT w/300 or 351 Eng. Exc. 4.10 ratio w/390 or 400 Eng. w/300 or 351 Eng. w/4.10 ratio	B	1,2,3	5-213X	5-790X
		B	1,2,3	5-178X	5-799X
		B	1	5-213X	5-790X
		B	2,3	5-178X	5-799X
	w/AT Exc. C6 w/300 Eng. Exc. 4.10 ratio w/4.10 ratio	B	1,2,3	5-213X	5-790X
		B	1	5-213X	5-790X
		B	2,3	5-178X	5-799X
	w/C6 AT w/300 Eng. w/351 Eng. Exc. 155" WB w/155" WB w/400 Eng. w/460 Eng.	B	1,2,3	5-213X	5-790X
		B	1	5-213X	5-790X
		B	2,3	5-178X	5-799X
		B	1,2,3	5-178X	5-799X
		B	1	5-213X	5-790X
1978	w/3.469" outside yoke dim w/3.875" outside yoke dim w/1.062" Brg. cup dia. w/1.188" Brg. cup dia.	A	1,2	5-153X	5-785X
		A	1,2	5-213X	5-790X
		A	1,2	5-178X	5-799X

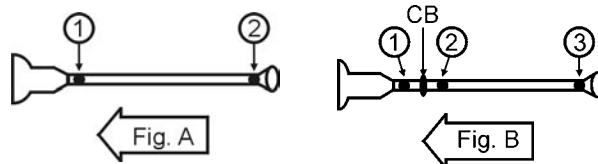
2WD



Important: See Safety Information in General Information Section (J300P-GI)

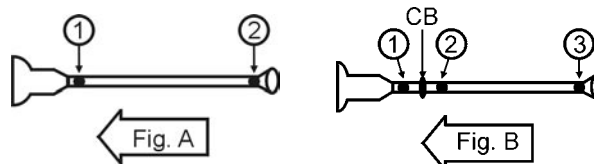
2WD

Year	Model & Description	Fig.	Location	Spicer Part No.	SPL Part No.
FORD					
F350					
1979	w/1.188" Brg. cup dia.	B	1,2,3	5-178X	5-799X
	w/1.062" Brg. cup dia.	B	1,2	5-213X	5-790X
	w/1.062" & 1.125" Brg. cup dia.	B	3	5-1204X	5-792X
		B	CB	211175X	
1980-1981	2-Joint Driveshaft	A	1	5-1203X	5-790X
		A	2	5-1204X	5-792X
	3-Joint Driveshaft	B	1,2	5-1203X	5-790X
		B	3	5-1204X	5-792X
		B	CB	211175X	
1982-1986	2-Joint Driveshaft	A	1	5-1203X	5-790X
		A	2	5-1204X	5-792X
	3-Joint Driveshaft w/1.062" & 1.125" Brg. cup dia. w/1.062" Brg. cup dia.	B	1	5-1204X	5-792X
		B	1	5-1203X	5-790X
		B	2	5-1203X	5-790X
		B	3	5-1204X	5-792X
		B	CB	211175X	
1987	Reg. Cab 2-Joint Driveshaft w/AT	A	1	5-1203X	5-790X
		A	2	5-1204X	5-792X
	Super Cab w/AT	B	1,2	5-1203X	5-790X
	Reg. Cab 2-Joint Driveshaft w/MT	A	1,2	5-178X	5-799X
		B	3	5-1204X	5-792X
	Super Cab w/AT	B	CB	211175X	
		B	1,2,3	5-178X	5-799X
		B	1,2,3	5-178X	5-799X
	Crew Cab, w/HD 5 Spd MT	B	1,2,3	5-178X	5-799X
	w/T-18 & New Process AT	B	1,2	5-1203X	5-790X
		B	3	5-1204X	5-792X
		B	CB	211175X	
	w/T-19 AT	B	1,3	5-1204X	5-792X
B		2	5-1203X	5-790X	
B		CB	211175X		



Year	Model & Description	Fig.	Location	Spicer Part No.	SPL Part No.
FORD					
F350					
1988	Reg. Cab 2-Joint Driveshaft w/AT w/7.3L, 7.5L & HD 5 Spd. MT	A	1	5-1203X	5-790X
		A	2	5-1204X	5-792X
		A	1,2	5-178X	5-799X
	Reg. Cab 3-Joint Driveshaft w/133" WB w/4.9L, 5.8L & 5 Spd. MT w/136" WB w/4.9L, 5.8L & 5 Spd. MT	B	1,3	5-1204X	5-792X
		B	2	5-1203X	5-790X
		B	CB	211175X	
		B	1,2	5-1203X	5-790X
		B	3	5-1204X	5-792X
		B	CB	211175X	
	Super Cab w/155" & 160" WB w/160" WB w/4.9L, 5.8L & HD 5 Spd. MT	A	1	5-1203X	5-790X
		A	2	5-1204X	5-792X
		B	1,3	5-1204X	5-792X
		B	2	5-1203X	5-790X
		B	CB	211175X	
		B	1,2,3	5-178X	5-799X
	Crew Cab w/AT w/5.8L & 5 Spd MT w/6.9L, 7.3L, 7.5L & 5 Spd MT	A	1	5-1203X	5-790X
		A	2	5-1204X	5-792X
		A	1,3	5-1204X	5-792X
		B	2	5-1203X	5-790X
		B	CB	211175X	
		B	1,2,3	5-178X	5-799X
1989	Reg. Cab 2-Joint Driveshaft w/133" WB w/AT w/7.3L, 7.5L & HD 5 Spd. MT	A	1	5-213X	5-790X
		A	2	5-1204X	5-792X
		A	1,2	5-178X	5-799X
	Reg. Cab 3-Joint Driveshaft w/136" WB w/AT w/133" WB w/4.9L, 5.8L & 5 Spd. MT w/136" WB w/4.9L, 5.8L & 5 Spd. MT	B	1,2,3	5-178X	5-799X
		B	1,2	5-213X	5-790X
		B	3	5-1204X	5-792X
		B	CB	211175X	
		B	1	5-1204X	5-792X
		B	2,3	5-178X	5-799X
	Super Cab w/155" & 160" WB w/AT w/4.9L, 5.8L & HD 5 Spd. MT w/7.3L, 7.5L & HD 5 Spd. MT	B	1,2,3	5-178X	5-799X
		B	1	5-1204X	5-792X
		B	2,3	5-178X	5-799X
		A	1,2	5-178X	5-799X

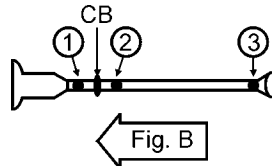
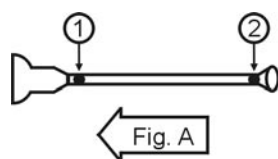
2WD



Important: See Safety Information in General Information Section (J300P-GI)

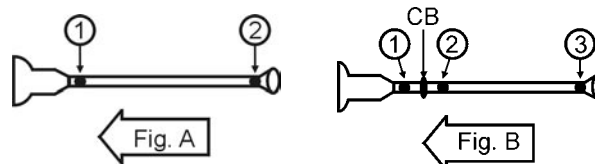
2WD

Year	Model & Description	Fig.	Location	Spicer Part No.	SPL Part No.	
FORD						
F350						
1989	Crew Cab w/4.9L, 5.8L & 3 Spd AT To 2/89 From 2/89	A	1	5-213X	5-790X	
		A	2	5-1204X	5-792X	
		B	1,2	5-1203X	5-790X	
		B	3	5-1204X	5-792X	
		B	CB	211175X		
		B	CB	211175X		
	w/7.3L, 7.5L & 3 Spd AT	A	1	5-213X	5-790X	
		A	2	5-1204X	5-792X	
		w/V8 Eng. & 4 Spd AT To 2/89 From 2/89	A	1	5-213X	5-790X
			A	2	5-1204X	5-792X
			B	1,2	5-1203X	5-790X
			B	3	5-1204X	5-792X
	w/5.8L & HD 5 Spd MT	B	CB	211175X		
		B	1,3	5-1204X	5-792X	
		B	2	5-1203X	5-790X	
		B	CB	211175X		
w/7.3L, 7.5L & 5 Spd MT		A	1,2	5-178X	5-799X	
		A	1,2	5-178X	5-799X	
1990	Reg. Cab 2-Joint Driveshaft 133" WB w/AT	A	1	5-213X	5-790X	
		A	2	5-1204X	5-792X	
	Reg. Cab 3-Joint Driveshaft w/AT	B	1,2,3	5-178X	5-799X	
		B	CB	211499X		
		w/133" WB w/4.9L, 5.8L & HD 5 Spd. MT	B	1,3	5-1204X	5-792X
			B	2	5-213X	5-790X
		w/136" WB w/4.6L, 5.8L & HD 5 Spd. MT	B	1	5-1204X	5-792X
			B	2,3	5-178X	5-799X
		w/133", 136" WB w/7.3L, 7.5L Eng w/HD 5 Spd. MT	B	1,2,3	5-178X	5-799X
			B	CB	210866-1X	
	Super Cab w/155" & 160" WB w/4.9L & 3 Spd. AT	B	1	5-1204X	5-792X	
		B	2,3	5-178X	5-799X	
		B	1,2,3	5-178X	5-799X	
	w/5.8L & 3 Spd. AT	B	1,2,3	5-178X	5-799X	
		B	1,2,3	5-178X	5-799X	
	Super Cab, w/5.8L & HD 5 Spd. MT	B	1	5-1204X	5-792X	
		B	2,3	5-178X	5-799X	
	Super Cab, w/7.3L & 7.5L Eng.	B	1,2,3	5-178X	5-799X	
		B	1,2,3	5-178X	5-799X	
	Crew Cab w/AT	w/AT	B	1,2	5-213X	5-790X
			B	3	5-1204X	5-792X
		w/5.8L & HD 5 Spd MT	B	1,3	5-1204X	5-792X
			B	2	5-213X	5-790X
		w/7.3L, 7.5L & HD 5 Spd MT	B	1,2,3	5-178X	5-799X
B			CB	210866-1X		



Year	Model & Description	Fig.	Location	Spicer Part No.	SPL Part No.
FORD					
F350					
1991	Reg. Cab 2-Joint Driveshaft 133" WB w/AT	A	1	5-213X	5-790X
		A	2	5-1204X	5-792X
	Reg. Cab 3-Joint Driveshaft w/133" WB w/4.9L, 5.8L & HD 5 Spd. MT w/133", 136" WB w/7.3L, 7.5L Eng. 136" WB w/4.9L, 5.8L & HD 5 Spd. MT 136" WB w/5.8L & 4 Spd. AT	B	1,3	5-1204X	5-792X
		B	2	5-213X	5-790X
		B	1,2,3	5-178X	5-799X
		B	CB	210866-1X	
		B	1	5-1204X	5-792X
		B	2,3	5-178X	5-799X
		B	CB	210866-1X	
		B	1	5-1204X	5-792X
		B	2,3	5-178X	5-799X
		B	CB	211499X	
	Super Cab w/155" & 160" WB	B	1,2,3	5-178X	5-799X
	Crew Cab w/AT w/5.8L & HD 5 Spd MT w/7.3L, 7.5L & HD 5 Spd MT	B	1,2	5-213X	5-790X
		B	3	5-1204X	5-792X
		B	1,3	5-1204X	5-792X
		B	2	5-213X	5-790X
		B	1,2,3	5-178X	5-799X
		B	CB	210866-1X	
	1992	Reg. Cab 2-Joint Driveshaft	B	1	5-1204X
133" WB, w/AT		A	1	5-213X	5-790X
		A	2	5-1204X	5-792X
Reg. Cab 3-Joint Driveshaft 133" WB w/7.3L & 5 Spd. MT 136" WB w/4.9L, 5.8L & 3 Spd. AT 136" WB w/5.8L & 4 Spd. AT 36" WB w/5.8L & 4 Spd. AT 136" WB w/4.9L, 5.8L & HD 5 Spd. MT w/136" WB, 7.3L & 7.5L Eng.		B	1	5-1204X	5-792X
		B	2,3	5-178X	5-799X
		B	1,2,3	5-178X	5-799X
		B	CB	210866-1X	
		B	1,2,3	5-178X	5-799X
		B	1	5-1204X	5-792X
		B	2,3	5-178X	5-799X
		B	CB	211499X	
		B	1	5-1204X	5-792X
		B	2,3	5-178X	5-799X
B		1,2,3	5-178X	5-799X	
B		CB	210866-1X		
Super Cab w/155" & 160" WB		B	1,2,3	5-178X	5-799X
Crew Cab w/AT		B	1,2	5-213X	5-790X
		B	3	5-1204X	5-792X

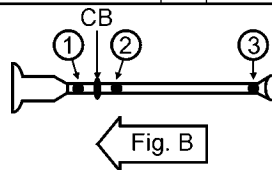
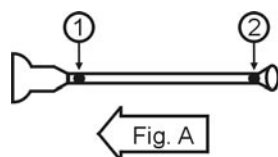
2WD



Important: See Safety Information in General Information Section (J300P-GI)

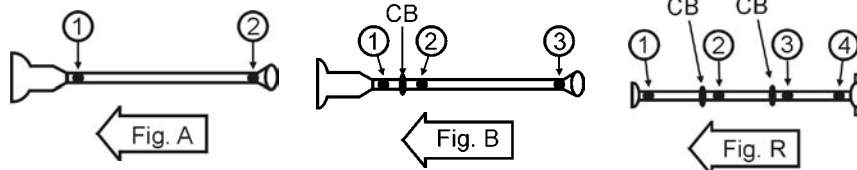
2WVD

Year	Model & Description	Fig.	Location	Spicer Part No.	SPL Part No.	
FORD						
F350						
1992	Super Cab w/5.8L & HD 5 Spd. MT	B	1,3	5-1204X	5-792X	
		B	2	5-213X	5-790X	
	w/7.3L, 7.5L & HD 5 Spd. MT	B	1,2,3	5-178X	5-799X	
		B	CB	210866-1X		
1993-1996	Reg. Cab 2-Joint Driveshaft 133" WB w/AT	A	1	5-213X	5-790X	
		A	2	5-1204X	5-792X	
	Reg. Cab 3-Joint Driveshaft 133" WB w/7.3L, 7.5L & 5 Spd. MT	B	1,2,3	5-178X	5-799X	
		B	CB	210866-1X		
	136" WB, w/7.3L, 7.5L & 5 Spd. MT w/MT	B	1,2,3	5-178X	5-799X	
		B	1	5-1204X	5-792X	
		B	2,3	5-178X	5-799X	
		B	CB	210866-1X		
	1997-1998	Reg. Cab 2-Joint Driveshaft 133" WB w/3 Spd. AT	A	1	5-213X	5-790X
			A	2	5-1204X	5-792X
133" WB, w/4 Spd. AT			A	1	5-213X	5-790X
			A	2	5-1204X	5-792X
Reg. Cab 3-Joint Driveshaft 133" WB w/7.3L, 7.5L & 5 Spd. MT		B	1,2,3	5-178X	5-799X	
		B	CB	210866-1X		
		136" WB w/7.3L & 5 Spd. MT	B	1	5-1204X	5-792X
			B	2,3	5-178X	5-799X
B		CB	210866-1X			
Super Cab, w/160" WB & 4 Spd. AT		B	CB	211499X		
1999	Reg. Cab 2-Joint Driveshaft 133" WB w/3 Spd. AT	A	1	5-213X	5-790X	
		A	2	5-1204X	5-792X	
	133" WB, w/4 Spd. AT	A	1	5-213X	5-790X	
		A	2	5-1204X	5-792X	
	Reg. Cab 3-Joint Driveshaft 133" WB w/7.3L, 7.5L & 5 Spd. MT	B	1,2,3	5-178X	5-799X	
		B	CB	210866-1X		
		B	1	5-1204X	5-792X	
		B	2,3	5-178X	5-799X	
	B	CB	210866-1X			
	Super Cab, w/160" WB & 4 Spd. AT	B	CB	211499X		
F350 PARCEL DELIVERY						
1963-1969		A-B	1,2,3	5-153X	5-785X	
		B	CB	211175X		
1970-1979	w/1.062" Brg. cup dia.	A-B	1,2,3	5-153X	5-785X	
	w/1.188" Brg. cup dia.	A-B	1,2,3	5-178X	5-799X	
		B	CB	211175X		



Year	Model & Description	Fig.	Location	Spicer Part No.	SPL Part No.	
FORD						
F350 SUPER DUTY						
1999-2002	w/5.4L Eng. 3-Joint Driveshaft	A	1,2,3	5-178X	5-799X	
		B	CB	211359X		
	w/6.8L Eng. 2-Joint Alum. Driveshaft	A	1,2	5-802X	SPL36-2X	
		w/6.8L, 7.3L Eng. 3-Joint Driveshaft	B	1,2,3	5-160X	5-801X
B	CB		211359X			
2003	w/6.0L, 6.8L & 7.3L Eng. 3-Joint Driveshaft	B	1,2,3	5-160X	5-801X	
		B	CB	211359X		
2004	w/6.0L & 6.8L Eng. 3-Joint Driveshaft	B	1,2,3	5-160X	5-801X	
		B	CB	211359X		
2005-2006	w/5.4L, 6.0L & 6.8L Eng. 2-Joint Driveshaft 3-Joint Driveshaft	A	1,2	5-160X	5-801X	
		B	1,2,3	5-160X	5-801X	
F450 SUPER DUTY						
1999-2006	3-Joint Driveshaft	B	1,2,3	5-188X	5-803X	
	4-Joint Driveshaft	R	1,2,3,4	5-188X	5-803X	
F53 STRIPPED CHASSIS						
1989-1996	w/208" WB	Front	B	1,2,3	5-160X	5-801X
			B	CB	210873-1X	
	w/228" WB	Rear	B	CB	210866-1X	
			B	CB	210866-1X	
F550 SUPERDUTY						
1999-2004	3-Joint Driveshaft	B	1,2,3	5-188X	5-803X	
	4-Joint Driveshaft	R	1,2,3,4	5-188X	5-803X	
F59 STRIPPED CHASSIS						
1989-1996	w/208" WB	Front	B	1,2,3	5-160X	5-801X
			B	CB	210873-1X	
	w/228" WB	Rear	B	CB	210866-1X	
			B	CB	210866-1X	
P100						
1948-1976	Parcel Delivery	A-B	1,2,3	5-153X	5-785X	
		B	CB	211175X		
	w/6 cyl. Eng. Exc. 155" WB w/155" WB	A-B	1,2,3	5-153X	5-785X	
		A-B	1,2,3	5-134X		
	w/8 cyl. Exc. 390-4BL & 460	B	CB	211175X		
		A-B	1,2,3	5-153X	5-785X	
	w/8 cyl. 390-4BL or 460 Eng.	A-B	1,2,3	5-153X	5-785X	
		B	CB	211175X		

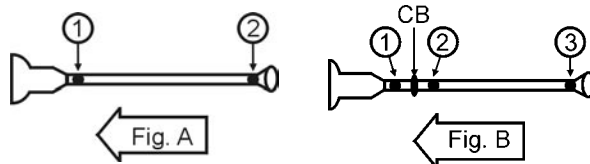
2WD



Important: See Safety Information in General Information Section (J300P-GI)

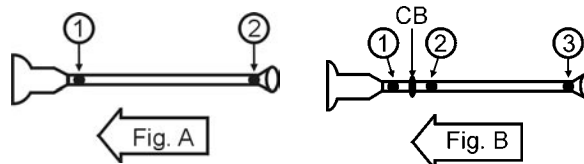
2WD

Year	Model & Description	Fig.	Location	Spicer Part No.	SPL Part No.	
FORD						
RANGER						
1983-1985		A	1,2	5-1200X		
1986-1987	Reg. Cab 108" & 114" WB	A	1,2	5-1200X		
	Super Cab 125" WB	B	1,2,3	5-443X		
1988	Reg. Cab w/AT w/MT w/108" WB w/2.0L or 2.3L Eng. w/2.9L Eng. w/114" WB	A	1,2	5-1200X		
		A	1	5-1200X		
		A	2	5-1201X	5-787X	
		A	1,2	5-1200X		
		A	1,2	5-1200X		
	Super Cab w/AT From 6/88 Some use a flexible coupling in place of U-joint at trans.	B	1,2,3	5-443X		
		B	CB	211431X		
	Super Cab w/AT To 6/88	B	2,3	5-443X		
	Super Cab w/MT	B	1,2,3	5-443X		
		B	CB	211431X		
1989	Reg. Cab w/108" & 114" WB	Lube Fitting in Body	A	1,2	5-153X	5-785X
		Lube fitting in brg. cup	A	1,2	5-433-1X	
	Super Cab w/AT w/o flexible coupling w/MT	B	1,2,3	5-443X		
		B	2,3	5-443X		
		B	CB	211431X		
		B	1,2,3	5-443X		
		B	CB	211431X		
1990-1997	Reg. Cab 108" & 114" WB	Lube fitting in body	A	1,2	5-153X	5-785X
		Lube fitting in brg. cup	A	1,2	5-433-1X	
	Super Cab 125" WB	Lube fitting in body	B	1,2,3	5-153X	5-785X
		Lube fitting in brg. cup	B	1,2,3	5-433-1X	
			B	CB	211590-1X	
1998-2006	2-Joint Driveshaft	A	1,2	5-213X	5-790X	
TRUCK COURIER						
1972-1982		A-B	1,2,3	5-1507X		
GEO						
1989-2001	TRACKER	A	1,2	5-1503X		
GMC						
C-15 SERIES TRUCK / SUBURBAN						
1948-1953	150 Series	B	2,3	5-178X	5-799X	
1954	Late 100-24 Series w/3 Spd MT w/4 Spd. MT	A-B	1,2,3	5-153X	5-785X	
		B	1	5-178X	5-799X	
		B	2,3	5-153X	5-785X	



Year	Model & Description	Fig.	Location	Spicer Part No.	SPL Part No.	
GMC						
C-15 SERIES TRUCK / SUBURBAN						
1955-1956	1000 Series w/3 Spd. HD or 4 Spd. Trans.	A	1	5-178X	5-799X	
		A	2	5-153X	5-785X	
	w/3 Spd. trans.		A	1,2	5-153X	5-785X
	150 or 150-24 Series w/3 Spd. MT	A	1	5-153X	5-785X	
		A	2	5-178X	5-799X	
	w/3 Spd. HD, 4 Spd. or AT		A	1,2	5-178X	5-799X
1957-1959	Exc. 102 Series w/3 Spd.or AT w/3 Spd HD or 4 Spd. MT	A	1,2	5-153X	5-785X	
		A	1,2	5-178X	5-799X	
	102 Series w/3 Spd. trans. w/3 Spd. HD or 4 Spd. Trans.	A-B	1,2,3	5-153X	5-785X	
		B	1,2	5-178X	5-799X	
			B	3	5-153X	5-785X
	(U-Shaped Bracket)		B	CB	210370-1X	
	(Round Bracket)		B	CB	210527X	
	150 or 150-24 Series w/3 Spd. MT	A	1	5-153X	5-785X	
		A	2	5-178X	5-799X	
		A	1,2	5-178X	5-799X	
1960-1962	1000 Series w/3 Spd. trans. Exc. 3 Spd. Trans.	A-B	1,2,3	5-153X	5-785X	
		A-B	1,2,3	5-178X	5-799X	
	(U-Shaped Bracket)		B	CB	210370-1X	
	(Round Bracket)		B	CB	210527X	
	1500 Series w/3 Spd. trans. w/4 Spd. Trans.	A-B	1,2,3	5-153X	5-785X	
		B	1	5-178X	5-799X	
			B	2,3	5-153X	5-785X
	(U-Shaped Bracket)		B	CB	210370-1X	
	(Round Bracket)		B	CB	210527X	
	1963-1977	3-Joint Driveshaft (U-Shaped Bracket) (Round Bracket)	A-B	1,2,3	5-153X	5-785X
B			CB	210370-1X		
B			CB	210527X		
1978-1981	w/outside snap rings w/1.062" Brg. cup dia. w/1.188" Brg. cup dia.	A-B	1,2,3	5-153X	5-785X	
		A-B	1,2,3	5-178X	5-799X	
	w/inside snap rings	A-B	1,2,3	5-3147X	5-795X	
	w/inside & outside snap rings	B	3	5-212X		
	w/inside snap rings	B	CB	210370-1X		
1982-1984	2-Joint Driveshaft	A	1,2	5-3147X	5-795X	
	3-Joint Driveshaft w/inside snap rings w/outside snap rings	B	1,2,3	5-3147X	5-795X	
		B	1,2,3	5-178X	5-799X	
		B	CB	210370-1X		

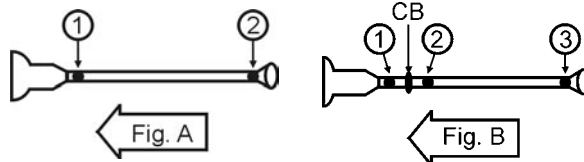
2WD



Important: See Safety Information in General Information Section (J300P-GI)

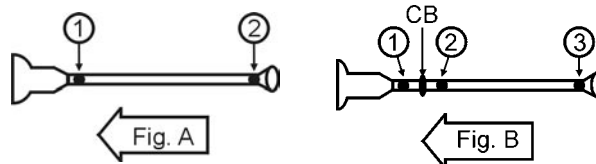
2WD

Year	Model & Description	Fig.	Location	Spicer Part No.	SPL Part No.
GMC					
C-15 SERIES TRUCK / SUBURBAN					
1985-1986	2-Joint Driveshaft	A	1,2	5-3147X	5-795X
	3-Joint Driveshaft w/AT w/MT w/inside snap rings w/outside snap rings	B	1,2,3	5-3147X	5-795X
		B	1,2,3	5-3147X	5-795X
		B	1,2,3	5-178X	5-799X
1992-1993	Reg. Cab w/6 1/2' Bed, w/4 Spd. MT1 AT w/alum. driveshaft w/6 1/2' Bed w/117.5" WB, Exc. Alum. Shaft w/5 Spd. MT w/8' Bed & w/131.5" WB Exc. (MT1) AT & Diesel Eng. w/MT8 MT 3-Joint Driveshaft	A	1,2	5-447X	
		A	1,2	5-3147X	5-795X
		B	1,2,3	5-178X	5-799X
		B	CB	210370-1X	
		A	1	5-791X	
		A	2	5-794X	
	Ext. Cab w/MT8 MT w/AT w/MG5, 5 Spd. MT	B	1,2,3	5-178X	5-799X
		B	CB	210370-1X	
		B	1,2,3	5-3147X	5-795X
		B	CB	210370-1X	
		B	1	5-213X	5-790X
		B	2,3	5-212X	
	Suburban only w/2-Joint driveshaft	A	1	5-791X	
		A	2	5-794X	
1994	Reg. Cab w/6 1/2' Bed w/8' Bed w/1 pc driveshaft 3-Joint Driveshaft & MT8 MT	A	1,2	5-3147X	5-795X
		A	1	5-791X	
		A	2	5-794X	
		B	1,2,3	5-178X	5-799X
		B	CB	210370-1X	
	Ext. Cab w/MT1 AT & 6.5L diesel w/6 1/2' Bed, Exc. MT1 AT & 6.5L Diesel Eng. w/8' Bed & 4L60E (M30) AT w/8' Bed, w/MT, 1st design (Dana) steel driveshaft	B	1,2	5-213X	5-790X
		B	1,2,3	5-213X	5-790X
		B	CB	211499X	
		B	1,2,3	5-3147X	5-795X
		B	CB	210370-1X	
Suburban only w/4 Spd. Auto 4L80 (MT1)	A	1,2	5-447X		



Year	Model & Description	Fig.	Location	Spicer Part No.	SPL Part No.
GMC					
C-15 SERIES TRUCK / SUBURBAN					
1995	Reg. Cab w/6 1/2' Bed w/8' Bed w/1 pc driveshaft w/HD 5 Spd MW3 MT	A	1,2	5-3147X	5-795X
		A	1	5-791X	
		A	2	5-794X	
		B	1,2,3	5-178X	5-799X
		B	CB	210370-1X	
	Ext. Cab w/MT1 AT & 6.5L diesel w/HD MG5 5 Spd. MT First Design Second Design w/HD New Venture (MW3), 5 Spd. MT w/HD MW3 5 Spd. MT w/4 Spd. Auto 4L60E (M30)	B	1,2	5-213X	5-790X
		B	1,2	5-213X	5-790X
		B	3	5-212X	
		B	CB	211499X	
		B	CB	211819-1X	
		B	1,2,3	5-178X	5-799X
		B	CB	210370-1X	
		B	1,2	5-213X	5-790X
		B	3	5-212X	
	B	CB	211819-1X		
	Suburban only w/4 Spd. Auto 4L0E (M30) w/4 Spd. Auto 4L80 (MT1) w/6.5L Diesel Turbo	A	1	5-791X	
		A	2	5-794X	
		A	1,2	5-447X	
A		1,2	5-447X		
1996	Reg. Cab w/6 1/2' Bed & MT, steel driveshaft w/8' Bed w/alum. driveshaft	A	1,2	5-3147X	5-795X
		A	1	5-791X	
		A	2	5-794X	
	Ext. Cab w/MT1 AT & 6.5L diesel w/6 1/2' & 8' Bed w/5 Spd. MG5 & M50 MT w/4 Spd. M30 AT	B	1,2	5-213X	5-790X
		B	1,2	5-213X	5-790X
		B	3	5-212X	
		B	1,2	5-213X	5-790X
		B	3	5-212X	
	B	CB	211819-1X		
	Suburban only w/4 Spd. M30 AT w/4 Spd. MT1 AT w/6.5L Diesel Turbo	A	1	5-791X	
		A	2	5-794X	
		A	1,2	5-447X	
A		1,2	5-447X		
1997-1998	Reg. Cab w/6 1/2' Bed w/8' Bed	A	1,2	5-3147X	5-795X
		A	1	5-791X	
		A	2	5-794X	
	Ext. Cab	B	1,2,3	5-213X	5-790X
		B	CB	211819-1X	
	Suburban only w/6.5L Diesel Turbo w/4 Spd. M30 AT	A	1,2	5-447X	
		A	1	5-791X	
		A	2	5-794X	

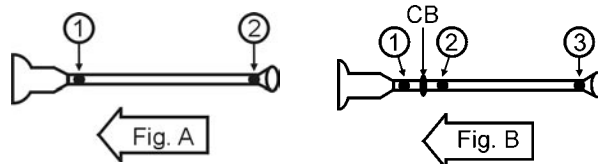
2WD



Important: See Safety Information in General Information Section (J300P-GI)

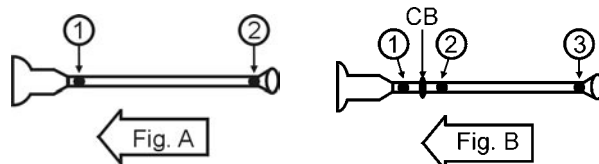
2WD

Year	Model & Description	Fig.	Location	Spicer Part No.	SPL Part No.
GMC					
C-15 SERIES TRUCK / SUBURBAN					
1999	Reg. Cab w/AT w/MT Alum. Driveshaft	A	1,2	5-3147X	5-795X
		A	1	5-213X	5-790X
		A	2	5-212X	5-793X
		A	1	5-791X	
		A	2	5-794X	
	Ext. Cab w/AT w/MT	B	1,2,3	5-3147X	5-795X
		B	1,2	5-213X	5-790X
		B	3	5-212X	5-793X
	Suburban only w/5.7L w/6.5L Diesel Turbo	A	1	5-212X	5-793X
A		1	5-213X	5-790X	
A		1,2	5-447X		
C-25 SERIES TRUCK / SUBURBAN					
1976-1978	Exc. Suburban w/TH400	A-B	1,2	5-153X	5-785X
		B	3	5-178X	5-799X
	Suburban only w/TH400	B	3	5-3147X	5-795X
		B	CB	210370-1X	
1979-1981	w/outside snap rings w/1.062" Brg. cup dia. w/1.188" Brg. cup dia.	A-B	1,2,3	5-153X	5-785X
		A-B	1,2,3	5-178X	5-799X
	Suburban only w/TH400	B	3	5-3147X	5-795X
		B	CB	210370-1X	
1982-1983	w/inside snap rings	B	1,2,3	5-3147X	5-795X
	w/outside snap rings	B	1,2,3	5-178X	5-799X
		B	CB	210370-1X	
1984	2-Joint Driveshaft w/inside snap rings w/outside snap rings	A	1,2	5-3147X	5-795X
		A	1,2	5-178X	5-799X
	3-Joint Driveshaft w/inside snap rings w/outside snap rings	B	1	5-3147X	5-795X
		B	1,3	5-178X	5-799X
		B	2	5-3147X	5-795X
		B	CB	210370-1X	
1985-1986	2-Joint Driveshaft w/inside snap rings w/outside snap rings	A	1,2	5-3147X	5-795X
		A	1,2	5-178X	5-799X
	3-Joint Driveshaft Exc. 4 Spd AT Exc. 454 Eng. Exc. 4 Spd AT w/454 Eng. w/4 Spd. AT	B	1,2	5-178X	5-799X
		B	3	5-3147X	5-795X
		B	1,2,3	5-178X	5-799X
		B	1,3	5-3147X	5-795X
		B	2	5-178X	5-799X
		B	CB	210370-1X	



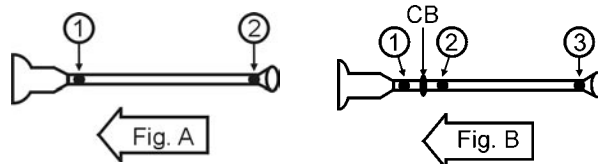
Year	Model & Description	Fig.	Location	Spicer Part No.	SPL Part No.
GMC					
C-25 SERIES TRUCK / SUBURBAN					
1992-1994	Reg. Cab MT1 AT & 131.5" WB 2-Joint driveshaft	A	1,2	5-447X	
	Reg. Cab w/7200# GVW MT8 MT, 3-Joint Driveshaft	B	1,2,3	5-178X	5-799X
		B	CB	210370-1X	
	Reg. Cab w/8600# GVW MT8 MT, 3-Joint Driveshaft	B	1,2,3	5-447X	
		B	CB	210140-1X	
	Reg. Cab MT1 AT, 3-Joint Driveshaft	B	1,2,3	5-447X	
		B	CB	210140-1X	
	Ext. Cab w/6 1/2' Bed Exc. MT1 AT & MG5 MT w/MT1 AT & MG5 MT	B	1,2,3	5-178X	5-799X
		B	CB	210370-1X	
		B	1,2,3	5-447X	
	Ext. Cab w/6 1/2' & 8' Bed w/8600# GVW & MT8 MT w/7200# GVW	B	1,2,3	5-447X	
		B	CB	211793-1X	
		B	1,2,3	5-178X	5-799X
		B	CB	210370-1X	
Suburban only 2-Joint Driveshaft	A	1,2	5-447X		
1995	Reg. Cab MT1 AT, 2-Joint Driveshaft w/131.5" WB	A	1,2	5-447X	
	Reg. Cab w/7200# GVW MT8 MT, 3-Joint Driveshaft	B	1,2,3	5-178X	5-799X
		B	CB	210370-1X	
	Reg. Cab w/8600# GVW MT8 MT, 3-Joint Driveshaft	B	1,2,3	5-447X	
		B	CB	210140-1X	
	Reg. Cab MT1 AT, 3-Joint Driveshaft	B	1,2,3	5-447X	
		B	CB	210140-1X	
	Ext. Cab w/6 1/2' Bed w/M30 AT & 7200# GVW Steel driveshaft	B	1,2,3	5-178X	5-799X
		B	CB	210370-1X	
	Ext. Cab w/M30 AT w/MT1 w/MT1 AT w/MW3, MT8 & MT	B	1,2,3	5-447X	
		B	CB	211748-1X	
		B	1,2,3	5-447X	
		B	CB	211748-1X	
	B	1,2,3	5-178X	5-799X	
B	CB	210370-1X			
Ext. Cab w/8' Bed	B	1,2,3	5-447X		
Ext. Cab Exc. MG5 MT w/MG5 MT	B	CB	211793-1X		
	B	CB	211499X		
Suburban only 2-Joint Driveshaft	A	1,2	5-447X		
1996	Reg. Cab 2-Joint Driveshaft 3-Joint Driveshaft	A	1,2	5-447X	
		B	1,2,3	5-447X	
	B	CB	211793-1X		

2WD



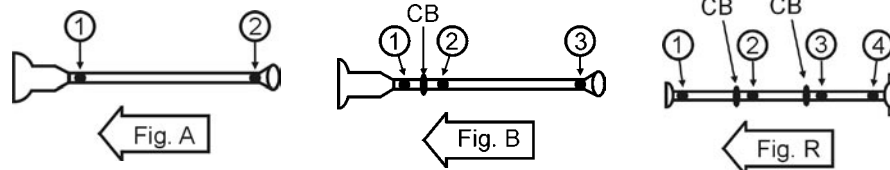
Important: See Safety Information in General Information Section (J300P-GI)

Year	Model & Description	Fig.	Location	Spicer Part No.	SPL Part No.
GMC					
C-25 SERIES TRUCK / SUBURBAN					
1996	Ext. Cab 3-Joint Driveshaft w/6 1/2' Bed, & MT w/6 1/2' Bed, & AT w/8' Bed	B	1,2,3	5-447X	
		B	CB	211499X	
		B	CB	211748-1X	
		B	CB	211793-1X	
	Suburban only 2-Joint Driveshaft	A	1,2	5-447X	
1997-1999	Reg. Cab w/8' bed 2-Joint Driveshaft 3-Joint Driveshaft, 8600# GVWR	A	1,2	5-447X	
		B	1,2,3	5-447X	
		B	CB	211793-1X	
	Ext. Cab w/6 1/2' Bed w/5 Spd. MT w/AT w/8' Bed	B	1,2,3	5-447X	
		B	CB	211499X	
		B	CB	211748-1X	
		B	2,3	5-447X	
		B	CB	211793-1X	
	Suburban only 2-Joint Driveshaft	A	1,2	5-447X	
2000	2-Joint Driveshaft	A	1,2	5-178X	5-799X
	3-Joint Driveshaft w/AT w/MT	B	1,2,3	5-178X	5-799X
		B	1,2,3	5-160X	5-801X
C-35 SERIES TRUCK / SUBURBAN					
1973-1975	w/1.062" Brg. cup dia.	B	1,2,3	5-153X	5-785X
	w/1.188" Brg. cup dia.	B	1,2,3	5-178X	5-799X
		B	CB	210370-1X	
1976-1977	Exc. 129.5" & 131.5" WB w/TH350 w/1.062" Brg. cup dia. w/1.188" Brg. cup dia.	B	1,2,3	5-153X	5-785X
		B	1,2,3	5-178X	5-799X
		B	CB	210370-1X	
	w/129.5" & 131.5" WB w/TH350 w/1.062" Brg. cup dia. w/1.188" Brg. cup dia.	B	1	5-178X	5-799X
		B	2,3	5-153X	5-785X
		B	2,3	5-178X	5-799X
		B	CB	210370-1X	
1979-1981	w/outside snap rings w/1.062" Brg. cup dia. w/1.188" Brg. cup dia.	A	1,2,3	5-153X	5-785X
		A	1,2	5-178X	5-799X
		B	CB	210370-1X	
1982-1983		B	1,2,3	5-178X	5-799X
		B	CB	210370-1X	
1984	2-Joint Driveshaft w/inside snap rings w/outside snap rings	A	1,2	5-3147X	5-795X
		A	1,2	5-178X	5-799X
	3-Joint Driveshaft w/inside snap rings w/outside snap rings	B	1,2,3	5-3147X	5-795X
		B	CB	210370-1X	
		B	1,2,3	5-178X	5-799X
		B	CB	210370-1X	



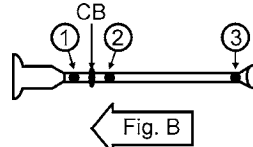
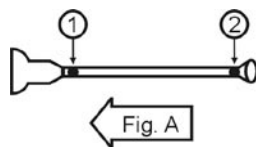
Year	Model & Description	Fig.	Location	Spicer Part No.	SPL Part No.
GMC					
C-35 SERIES TRUCK / SUBURBAN					
1985-1986		B	1,2,3	5-178X	5-799X
		B	CB	210370-1X	
1992-1998	Reg. Cab w/131.5" WB	B	1,2,3	5-447X	
		B	CB	211793-1X	
	Ext. Cab w/155.5" WB, w/Dual Rear wheels w/155.5" WB, Exc. Dual Rear wheels	B	1,2,3	5-178X	5-799X
		B	CB	210370-1X	
		B	1,2,3	5-447X	
		B	CB	211793-1X	
	2 Dr Chassis Cab w/135.5" & 159.5" WB Exc. 15,000# GVW w/15,000# GVW w/183.5" WB 4-Joint Driveshaft	B	1,2,3	5-447X	
		B	CB	211793-1X	
		B	1,2,3	5-160X	5-801X
		B	CB	211793-1X	
		R	1,2,3,4	5-160X	5-801X
		R	CB	211804-1X	
4 Dr Chassis Cab w/164.5" & 168.5" WB	R	CB	211793-1X		
	B	1,2,3	5-447X		
		B	CB	211735-1X	
		B	1,2,3	5-178X	5-799X
1999-2000	Reg. Cab w/131.5" WB	B	1,2,3	5-178X	5-799X
	Ext. Cab w/155.5" WB	B	1,2,3	5-178X	5-799X
Chassis Cab w/183.5" WB w/135.5" or 159.5" WB, Exc. 15000lb GVW w/135.5" or 159.5" WB, w/15000lb GVW 4-Joint Driveshaft	B	1,2,3	5-160X	5-801X	
	B	1	5-178X	5-799X	
	B	2,3	5-160X	5-801X	
	B	1,2,3	5-160X	5-801X	
	B	1,2,3,4	5-160X	5-801X	
	R	1,2,3,4	5-160X	5-801X	
CABALLERO					
1978-1987		A	1,2	5-3147X	5-795X
CANYON PICK-UP					
2004-2007	2-Joint Driveshaft Spicer Driveshaft w/outside snap rings Spicer joint w/outside snap rings at Transmission Spicer joint w/outside & inside snap rings at rear	A	1,2	5-213X	5-790X
		A	1	5-213X	5-790X
		A	2	5003097	
	3-Joint Driveshaft Spicer Driveshaft w/outside snap rings at Transmission & Center Bearing Spicer joint w/outside & inside snap rings at rear	B	1,2	5-213X	5-790X
		B	3	5003097	
	2-Joint Driveshaft w/AAM 1335 Series Ujoint w/AAM 1335 x 3R Series Ujoint	A	1	N/A	
		A	2	N/A	
	ENVOY				
2002-2006	2-Joint Driveshaft	A	1,2	5-3147X	5-795X

2WD



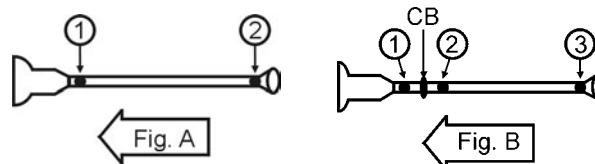
Important: See Safety Information in General Information Section (J300P-GI)

Year	Model & Description	Fig.	Location	Spicer Part No.	SPL Part No.
GMC					
G-15 SERIES, G1500 SERIES AND SAVANA					
1967-1977		A-B	1,2,3	5-153X	5-785X
		B	CB	210370-1X	
1978-1981	w/outside snap rings	A-B	1,2,3	5-153X	5-785X
	w/inside snap rings	A-B	1,2,3	5-3147X	5-795X
1982-1986	2-Joint Driveshaft w/inside snap rings w/outside snap rings & alum. yoke	A	1,2	5-3147X	5-795X
		A	1,2	5-791X	
	3-Joint Driveshaft	B	1,2,3	5-3147X	5-795X
		B	CB	210370-1X	
1992-1998	2-Joint Driveshaft w/110" & 125" WB w/inside snap rings w/125" WB w/outside snap rings & alum. driveshaft w/inside & outside snap rings & alum. shaft	A	1,2	5-3147X	5-795X
		A	1	5-791X	
		A	2	5-794X	
1999-2006	2-Joint Driveshaft	A	1,2	5-178X	5-799X
G-25 SERIES, G2500 SERIES AND SAVANA					
1976-1978	Exc. 400 Eng. w/inside snap rings w/outside snap rings w/inside & outside snap rings	A	1,2	5-3147X	5-795X
		A-B	1,2,3	5-153X	5-785X
		A-B	1,2,3	5-212X	
		B	CB	210370-1X	
	w/400 Eng.	A-B	1,2,3	5-213X	5-790X
1979-1981	Exc. 400 Eng. w/outside snap rings w/inside snap rings	A-B	1,2,3	5-153X	5-785X
		A-B	1,2,3	5-3147X	5-795X
		B	CB	210370-1X	
	w/400 Eng.	B	1	5-3147X	5-795X
		B	2	5-213X	5-790X
		B	3	5-178X	5-799X
		B	CB	210370-1X	
1982-1983	2-Joint Driveshaft	A	1,2	5-3147X	5-795X
	3-Joint Driveshaft	B	1,2,3	5-3147X	5-795X
		B	CB	210370-1X	
1984	2-Joint Driveshaft	A	1,2	5-3147X	5-795X
	w/Turbo 400 AT	B	1	5-3147X	5-795X
		B	2,3	5-178X	5-799X
		B	CB	210370-1X	
	3-Joint Driveshaft	B	1,2,3	5-3147X	5-795X
B		CB	210370-1X		
1985-1989	2-Joint Driveshaft	A	1,2	5-3147X	5-795X
	3-Joint Driveshaft	B	1,2,3	5-3147X	5-795X
		B	CB	210370-1X	



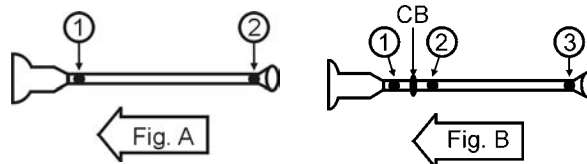
Year	Model & Description	Fig.	Location	Spicer Part No.	SPL Part No.
GMC					
G-25 SERIES, G2500 SERIES AND SAVANA					
1990	2-Joint Driveshaft w/inside snap rings w/outside snap rings & alum. driveshaft w/inside & outside snap rings	A	1,2	5-3147X	5-795X
		A	1	5-791X	
		A	2	5-794X	
	3-Joint Driveshaft	B	1,2,3	5-3147X	5-795X
B		CB	210370-1X		
1991-1995	2-Joint Driveshaft w/110" & 125" WB w/inside snap rings 125" WB & alum. driveshaft w/outside snap rings w/inside & outside snap rings	A	1,2	5-3147X	5-795X
		A	1	5-791X	
		A	2	5-794X	
1996-2002	2-Joint Driveshaft	A	1,2	5-178X	5-799X
	3-Joint Driveshaft	B	1,2,3	5-178X	5-799X
2003-2006	2-Joint Driveshaft	A	1,2	5-178X	5-799X
	3-Joint Driveshaft w/1350 Series Driveshaft w/AAM 1355 Series Driveshaft	B	1,2,3	5-178X	5-799X
		B	1,2,3	N/A	
G-35 SERIES, G3500 SERIES AND SAVANA					
1970-1974	w/1.062" Brg. cup dia.	A-B	1,2,3	5-153X	5-785X
	w/1.188" Brg. cup dia.	A-B	1,2,3	5-178X	5-799X
		B	CB	210370-1X	
1975	Exc. 110" WB, Exc. 146" WB w/TH350 w/1.062" Brg. cup dia. w/1.188" Brg. cup dia.	A-B	1,2,3	5-153X	5-785X
		A-B	1,2,3	5-178X	5-799X
		B	CB	210370-1X	
	w/146" WB & TH350	A-B	1,2,3	5-3147X	5-795X
		B	CB	210370-1X	
	w/110" WB	A	1	5-3147X	5-795X
		A	2	5-178X	5-799X
1976-1977	Exc. 110" WB w/1.062" Brg. cup dia. w/1.188" Brg. cup dia.	A-B	1,2,3	5-153X	5-785X
		A-B	1,2,3	5-178X	5-799X
		B	CB	210370-1X	
	w/110" WB	A	1	5-3147X	5-795X
		A	2	5-178X	5-799X
1978-1981	w/inside snap rings	A-B	1,2,3	5-3147X	5-795X
	w/outside snap rings	A-B	1,2,3	5-178X	5-799X
		B	CB	210370-1X	
1982-1987	w/inside snap rings	B	1	5-3147X	5-795X
	w/outside snap rings	B	1	5-178X	5-799X
		B	2,3	5-178X	5-799X
		B	CB	210370-1X	

2WD



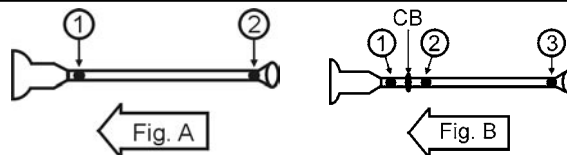
Important: See Safety Information in General Information Section (J300P-GI)

Year	Model & Description	Fig.	Location	Spicer Part No.	SPL Part No.
GMC					
G-35 SERIES, G3500 SERIES AND SAVANA					
1988-1990	3-Joint Driveshaft w/inside snap rings w/outside snap rings	B	1	5-3147X	5-795X
		B	1	5-178X	5-799X
		B	2,3	5-178X	5-799X
		B	CB	210370-1X	
1991	2-Joint Driveshaft	A	1,2	5-447X	
	3-Joint Driveshaft	B	1,2,3	5-178X	5-799X
		B	CB	210370-1X	
1992-1995	2-Joint Driveshaft	A	1,2	5-447X	
	3-Joint Driveshaft	B	1,2,3	5-447X	
		B	CB	210370-1X	
1996-2000	2-Joint Driveshaft	A	1,2	5-178X	5-799X
	3-Joint Driveshaft	B	1,2,3	5-178X	5-799X
2001-2002	2-Joint Driveshaft Exc. Commercial Cutaway w/135" or 139" WB Commercial Cutaway w/139" WB	A	1,2	5-178X	5-799X
		A	1,2	5-160X	5-801X
	3-Joint Driveshaft Exc. Commercial Cutaway w/155", 159", 177" WB Commercial Cutaway w/159" or 177" WB	B	1,2,3	5-178X	5-799X
		B	1,2,3	5-160X	5-801X
2003-2004	2-Joint Driveshaft Exc. Commercial Cutaway w/135" WB 1350 Series Driveshaft Commercial Cutaway w/139" WB 1410 Series Driveshaft	A	1,2	5-178X	5-799X
		A	1,2	5-160X	5-801X
	3-Joint Driveshaft Exc. Commercial Cutaway w/155" WB 1350 Series Driveshaft Commercial Cutaway w/159" or 177" WB 1350 Series at Trans. 1410 Series at Ctr Brg. and Rear Axle w/AAM 1355 Series Driveshaft and 155" WB w/AAM 1355 Series and 159" or 177" WB w/AAM 1415 Series and 159" or 177" WB	B	1,2,3	5-178X	5-799X
		B	1	5-178X	5-799X
		B	2,3	5-160X	5-801X
		B	1,2,3	N/A	
		B	1	N/A	
		B	2,3	N/A	
2005-2006	2-Joint Driveshaft Exc. Commercial Cutaway w/135" WB 1350 Series Driveshaft Commercial Cutaway w/139" WB Exc. Dual Rear Wheel Commercial Cutaway w/139" WB & Dual Rear Wheel 1410 Series Driveshaft	A	1,2	5-178X	5-799X
		A	1,2	5-178X	5-799X
		A	1,2	5-160X	5-801X
	3-Joint Driveshaft Exc. Commercial Cutaway w/155" WB 1350 Series Driveshaft Commercial Cutaway w/159" or 177" WB 1350 Series at Trans. 1410 Series at Ctr Brg. and Rear Axle w/AAM 1355 Series Driveshaft and 155" WB w/AAM 1355 Series and 159" or 177" WB w/AAM 1415 Series and 159" or 177" WB	B	1,2,3	5-178X	5-799X
		B	1	5-178X	5-799X
		B	2,3	5-160X	5-801X
		B	1,2,3	N/A	
		B	1	N/A	



Year	Model & Description	Fig.	Location	Spicer Part No.	SPL Part No.
GMC					
JIMMY (FULL SIZE)					
1969-1972	w/AT	A	1	5-213X	5-790X
		A	2	5-153X	5-785X
	w/MT	A	1,2	5-153X	5-785X
1973-1977		A	1,2	5-178X	5-799X
1978-1981	w/4 Spd. MT w/53.09" driveshaft length	A	1	5-178X	5-799X
		A	2	5-153X	5-785X
	w/3 Spd. Trans.	A	1,2	5-153X	5-785X
	w/4 Spd. MT w/53.80" driveshaft length	A	1,2	5-178X	5-799X
1982	1/2 Ton Exc. 305 Eng. & 4 Spd. Trans. w/305 Eng. & 4 Spd. Trans.	A	1,2	5-3147X	5-795X
		A	1,2	5-178X	5-799X
P-15 SERIES					
1963-1978	Exc. 4 Spd. Trans. w/4 Spd. Trans.	A-B	1,2,3	5-153X	5-785X
		A-B	1,2,3	5-178X	5-799X
	(Round Bracket)	B	CB	210527X	
	(U-Shaped Bracket)	B	CB	210370-1X	
1979		A	1,2	5-213X	5-790X
1980-1981	2-Joint Driveshaft	A	1,2	5-153X	5-785X
	3-Joint Driveshaft w/1.062" Brg. cup dia. w/1.188" Brg. cup dia.	B	1,2,3	5-153X	5-785X
		B	1,2,3	5-178X	5-799X
		B	CB	210370-1X	
P-25 SERIES					
1973-1975	w/3 Spd. MT, Exc. 400 Eng.	B	1,2	5-153X	5-785X
		B	3	5-178X	5-799X
	w/3 Spd. MT, w/400 Eng.	B	1	5-213X	5-790X
		B	2,3	5-178X	5-799X
		B	CB	210370-1X	
	w/4 Spd. Trans.	B	1,2,3	5-178X	5-799X
		B	CB	210370-1X	
	1976-1978	Exc. 3 Spd. OD & 4 Spd. Trans.	B	1	5-153X
w/3 Spd. OD & 4 Spd. Trans.		B	1,2,3	5-178X	5-799X
		B	CB	210370-1X	
1979	w/1.062" Brg. cup dia.	A-B	1,2	5-213X	5-790X
	w/1.188" Brg. cup dia.	A-B	1,2,3	5-178X	5-799X
	w/2 inside & 2 outside snap rings	B	2,3	5-212X	
		B	CB	210370-1X	
1980-1981	2-Joint Driveshaft Exc. 4 Spd. Saginaw trans. w/4 Spd. Saginaw trans.	A	1	5-153X	5-785X
		A	1	5-178X	5-799X
		A	2	5-3147X	5-795X

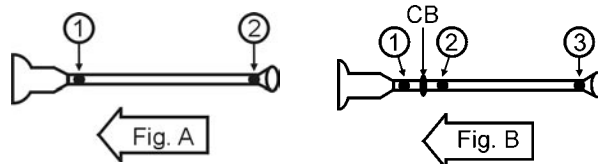
2WD



Important: See Safety Information in General Information Section (J300P-GI)

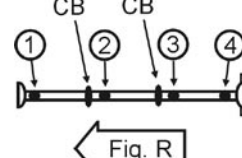
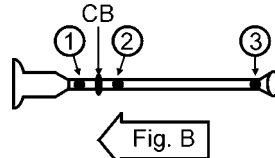
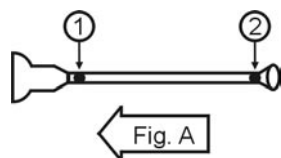
2WD

Year	Model & Description	Fig.	Location	Spicer Part No.	SPL Part No.
GMC					
P-25 SERIES					
1980-1981	3-Joint Driveshaft Exc. 3 Spd. AT w/3 Spd AT	B	1	5-178X	5-799X
		B	1	5-153X	5-785X
		B	2,3	5-3147X	5-795X
		B	CB	210370-1X	
1982-1983		B	1,2	5-178X	5-799X
		B	3	5-3147X	5-795X
		B	CB	210370-1X	
1984		A-B	1,2,3	5-3147X	5-795X
		B	CB	210370-1X	
1985-1989	2-Joint Driveshaft	A	1	5-178X	5-799X
		A	2	5-3147X	5-795X
	3-Joint Driveshaft w/inside snap rings w/outside snap rings Exc. Saginaw Shaft	B	1	5-178X	5-799X
		B	2,3	5-3147X	5-795X
		B	2,3	5-178X	5-799X
		B	CB	210370-1X	
P-35 SERIES					
1960-1977		B	1,2,3	5-178X	5-799X
		B	CB	210370-1X	
1978-1981	2-Joint Driveshaft w/3.469" outside yoke dim	A	1	5-153X	5-785X
		A	2	5-178X	5-799X
		A	1,2	5-178X	5-799X
	3-Joint Driveshaft w/3.469" outside yoke dim w/3.875" outside yoke dim w/4.438" outside yoke dim w/2 inside & 2 outside snap rings w/3.469" outside yoke dim w/3.875" outside yoke dim w/3.469" outside yoke dim w/3.875" outside yoke dim w/4.438" outside yoke dim 1330 Series / 3R Series w/2 outside & 2 inside snap rings w/2 inside & 2 outside snap rings	B	1	5-153X	5-785X
		B	1	5-178X	5-799X
		B	1	5-160X	5-801X
		B	1	5-1206X	
		B	2	5-153X	5-785X
		B	2	5-178X	5-799X
		B	3	5-153X	5-785X
		B	3	5-178X	5-799X
		B	3	5-160X	5-801X
		B	3	5-212X	5-793X
		B	3	5-1206X	
B	CB	210370-1X			



Year	Model & Description	Fig.	Location	Spicer Part No.	SPL Part No.
GMC					
P-35 SERIES					
1982-1983	3-Joint Driveshaft w/3.469" outside yoke dim w/3.875" outside yoke dim w/4.438" outside yoke dim w/2 inside & 2 outside snap rings w/3.469" outside yoke dim w/3.875" outside yoke dim w/outside snap rings w/2 inside & 2 outside snap rings	B	1	5-153X	5-785X
		B	1	5-178X	5-799X
		B	1	5-160X	5-801X
		B	1	5-1206X	
		B	2	5-153X	5-785X
		B	2	5-178X	5-799X
		B	3	5-178X	5-799X
		B	3	5-1206X	
		B	CB	210370-1X	
	4-Joint Driveshaft Exc. 178" WB w/178" WB	R	1,2,3,4	5-178X	5-799X
		(Front) R	CB	210367-1X	
		(Rear) R	CB	210370-1X	
		R	1,2,3	5-178X	5-799X
R		4	5-1206X		
(Front) R		CB	210367-1X		
(Rear) R	CB	210370-1X			
1984	2-Joint Driveshaft w/3.875" outside yoke dim w/4.438" outside yoke dim w/inside snap rings	A	1,2	5-178X	5-799X
		A	2	5-160X	5-801X
		A	1,2	5-3147X	5-795X
	3-Joint Driveshaft w/4.438" outside yoke dim w/4 wheel disc brakes w/3.875" outside yoke dim w/4 wheel disc w/inside snap rings w/Rear shaft drum brakes w/outside snap rings w/Rear shaft drum brakes	B	1,3	5-160X	5-801X
		B	1,2,3	5-178X	5-799X
		B	CB	210370-1X	
		B	1,2,3	5-3147X	5-795X
		B	1,2,3	5-178X	5-799X
		B	CB	210370-1X	
	4-Joint Driveshaft	R	1,2,3	5-178X	5-799X
		R	4	5-160X	5-801X
		Front & Rear R	CB	210367-1X	

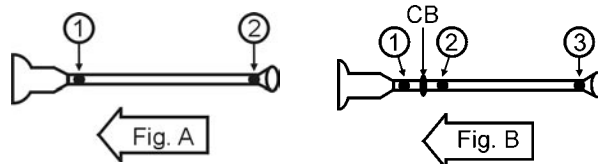
2WD



Important: See Safety Information in General Information Section (J300P-GI)

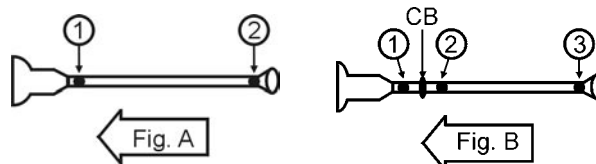
2WVD

Year	Model & Description	Fig.	Location	Spicer Part No.	SPL Part No.
GMC					
P-35 SERIES					
1985-1990	3-Joint Driveshaft				
	w/137" WB Motor Home Chassis	B	1,2,3	5-178X	5-799X
	w/Dana Shaft	B	CB	210370-1X	
	w/Saginaw Shaft	B	CB	211119-1X	
	w/125" & 133" WB				
	w/4 wheel disc brakes & AT	B	1,3	5-160X	5-801X
		B	2	5-178X	5-799X
	w/4 wheel disc brakes & MT				
	w/6.2L Diesel Eng.	B	1,3	5-160X	5-801X
		B	2	5-178X	5-799X
		B	CB	210370-1X	
	Exc. 6.2L Diesel Eng.	B	1	5-153X	5-785X
		B	2	5-178X	5-799X
		B	3	5-160X	5-801X
	w/rear drum brakes & MT	B	1,2,3	5-178X	5-799X
		B	CB	210370-1X	
	w/157" & 158.5" WB				
	w/Rear drum brakes	B	1,2,3	5-178X	5-799X
		B	CB	210370-1X	
	w/4 wheel disc brakes & AT	B	1	5-1206X	
	Exc. 6.2L Diesel Eng.	B	2	5-178X	5-799X
		B	3	5-160X	5-801X
	w/6.2L Diesel Eng.	B	1,3	5-160X	5-801X
		B	2	5-178X	5-799X
		B	CB	210370-1X	
	w/4 wheel disc brakes & MT	B	1,2	5-178X	5-799X
		B	3	5-160X	5-801X
		B	CB	210370-1X	
	w/178" WB Conv Forward Control Chassis	B	1,2,3	5-178X	5-799X
		B	CB	210370-1X	



Year	Model & Description	Fig.	Location	Spicer Part No.	SPL Part No.
GMC					
P-35 SERIES					
1985-1990	4-Joint Driveshaft w/178" WB w/178" WB Motor Home Chassis w/4 wheel disc brakes & AT Exc. 16,000# GVW	R	1,2,3,4	5-178X	5-799X
		B	1	5-1206X	
		B	2	5-178X	5-799X
		B	3	5-160X	5-801X
	w/16,000# GVW w/4 wheel disc brakes & MT	B	1,2,3	5-160X	5-801X
		B	1,2	5-178X	5-799X
	w/rear drum brakes w/208" WB Motor Home Chassis	B	3	5-160X	5-801X
		B	1,2,3	5-160X	5-801X
	R	1,2,3,4	5-160X	5-801X	
1991	3-Joint Driveshaft w/4 wheel disc w/Rear shaft drum brakes w/125" & 133" WB	B	1,2,3	5-160X	5-801X
		B	1,2,3	5-178X	5-799X
		B	CB	210370-1X	
	4-Joint Driveshaft	B	1,2,3,4	5-160X	5-801X
1992-1995	Conv Forward Control Chassis w/125" WB	A	1,2	5-178X	5-799X
	3-Joint Driveshaft w/4 wheel disc w/Rear shaft drum brakes w/125" & 133" WB	B	1,2,3	5-160X	5-801X
		B	1,2,3	5-178X	5-799X
		B	CB	210370-1X	
4-Joint Driveshaft	B	1,2,3,4	5-160X	5-801X	
1996	Conv Forward Control Chassis w/125" WB	A	1,2	5-178X	5-799X
	3-Joint Driveshaft w/190" or 209" WB	B	1,2,3	5-160X	5-801X
		B	CB	210873-1X	
		B	CB	211804-1X	
	w/4 wheel disc	B	1,2,3	5-160X	5-801X
		B	CB	211793-1X	
	w/rear drum brakes	B	1,2,3	5-178X	5-799X
		B	CB	211793-1X	
	4-Joint Driveshaft	R	1,2,3,4	5-160X	5-801X
R	CB	211793-1X			
1997-1999	3-Joint Driveshaft w/190" or 209" WB	B	1,2,3	5-160X	5-801X
		B	CB	210873-1X	
		B	CB	211804-1X	
	w/4 wheel disc	B	1,2,3	5-160X	5-801X
		B	CB	211793-1X	
	w/rear drum brakes	B	1,2,3	5-178X	5-799X
		B	CB	211793-1X	
	4-Joint Driveshaft	R	1,2,3,4	5-160X	5-801X
		R	CB	211793-1X	

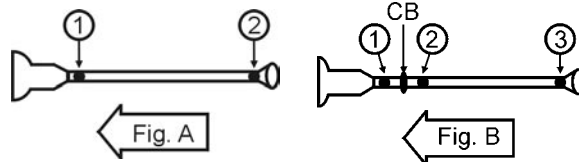
2WD



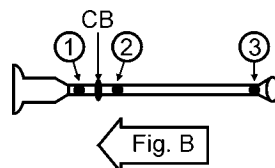
Important: See Safety Information in General Information Section (J300P-GI)

2WVD

Year	Model & Description	Fig.	Location	Spicer Part No.	SPL Part No.	
GMC						
R-15 SERIES JIMMY						
1987-1991	Reg. Cab, 2-Joint Driveshaft	A	1,2	5-3147X	5-795X	
R-15 SERIES PICK-UP						
1988-1991	Reg. Cab w/inside snap rings w/steel driveshaft yoke w/alum. driveshaft w/1.188" Brg. cup dia. w/outside snap rings w/1.062" Brg. cup dia. w/inside & outside snap rings	A	1,2	5-3147X	5-795X	
		A	1,2	5-178X	5-799X	
		A	1,2	5-447X		
		A	1	5-791X		
		A	2	5-794X		
	Ext. Cab w/5 Spd. MT w/outside snap rings w/inside snap rings	B	1,2	5-213X	5-790X	
		B	3	5-212X		
		B	1,2,3	5-178X	5-799X	
		B	1,2,3	5-3147X	5-795X	
		B	CB	210370-1X		
R-15 SERIES SUBURBAN						
1987-1991	2-Joint Driveshaft	A	1,2	5-3147X	5-795X	
	3-Joint Driveshaft w/inside snap rings w/outside snap rings	B	1,2,3	5-3147X	5-795X	
		B	1,2,3	5-178X	5-799X	
R-25 SERIES PICK-UP						
1988	Reg. Cab w/inside snap rings w/outside snap rings & alum. driveshaft w/1.062" Brg. cup dia. w/1.188" Brg. cup dia.	A	1,2	5-3147X	5-795X	
		A	1,2	5-791X		
		A	1,2	5-447X		
	Ext. Cab w/outside snap rings w/inside snap rings w/outside snap rings w/inside & outside snap rings w/inside snap rings	B	1,2,3	5-178X	5-799X	
		B	1,2,3	5-3147X	5-795X	
		B	1,2	5-213X	5-790X	
		B	3	5-212X		
		B	CB	210370-1X		
	1989-1991	Reg. Cab w/inside snap rings w/outside snap rings & alum. driveshaft w/1.062" Brg. cup dia. w/1.188" Brg. cup dia.	A	1,2	5-3147X	5-795X
			A	1,2	5-791X	
A			1,2	5-447X		
Ext. Cab w/steel driveshaft w/inside snap rings w/outside snap rings w/inside & outside snap rings w/inside snap rings		B	1,2,3	5-178X	5-799X	
		B	1,2,3	5-3147X	5-795X	
		B	1,2	5-213X	5-790X	
		B	3	5-212X		
B	CB	210370-1X				
R-25 SERIES SUBURBAN						
1987-1991	2-Joint Driveshaft	A	1,2	5-3147X	5-795X	
	3-Joint Driveshaft w/inside snap rings w/outside snap rings	B	1,2,3	5-3147X	5-795X	
		B	1,2,3	5-178X	5-799X	



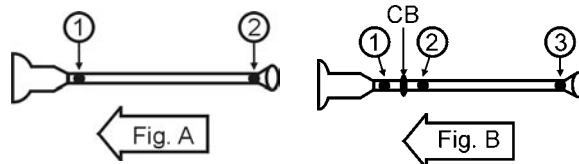
Year	Model & Description	Fig.	Location	Spicer Part No.	SPL Part No.
GMC					
R-35 SERIES					
1987-1991	Reg. Cab, w/inside snap rings	A	1,2	5-3147X	5-795X
	Ext. Cab w/inside snap rings	B	1,2,3	5-3147X	5-795X
	w/outside snap rings	B	1,2,3	5-178X	5-799X
S-15 JIMMY					
1982-1994	2-Joint Driveshaft	A	1,2	5-3147X	5-795X
	3-Joint Driveshaft	B	1,2,3	5-3147X	5-795X
		B	CB	210370-1X	
1995-1999	2-Joint Driveshaft Alum. Driveshaft	A	1	5-791X	
		A	2	5-794X	
		A	1,2	5-3147X	5-795X
	3-Joint Driveshaft	B	1,2,3	5-3147X	5-795X
		B	CB	210370-1X	
		B	CB	210370-1X	
2000-2001	2-Joint Driveshaft	A	1,2	5-3147X	5-795X
	3-Joint Driveshaft	B	1,2,3	5-3147X	5-795X
		B	CB	210370-1X	
S-15 PICK-UP/SONOMA					
1982-1994	2-Joint Driveshaft	A	1,2	5-3147X	5-795X
	3-Joint Driveshaft	B	1,2,3	5-3147X	5-795X
		B	CB	210370-1X	
1995-1999	2-Joint Driveshaft Alum. Driveshaft	A	1	5-791X	
		A	2	5-794X	
		A	1,2	5-3147X	5-795X
	3-Joint Driveshaft	B	1,2,3	5-3147X	5-795X
		B	CB	210370-1X	
		B	CB	210370-1X	
2000-2001	2-Joint Driveshaft	A	1,2	5-3147X	5-795X
	3-Joint Driveshaft	B	1,2,3	5-3147X	5-795X
		B	CB	210370-1X	
2002-2004	2-Joint Driveshaft	A	1,2	5-3147X	5-795X
	3-Joint Driveshaft	B	1,2,3	5-3147X	5-795X
SAFARI					
1985-2002	2-Joint Driveshaft	A	1	5-3147X	5-795X
		A	2	5-178X	5-799X
2003	2-Joint Driveshaft Rear ujoint with outside snap rings	A	1	5-3147X	5-795X
		A	2	5-178X	5-799X
	Rear ujoint with inside snap rings	A	1,2	5-3147X	5-795X
2005	2-Joint Driveshaft	A	1,2	5-3147X	5-795X



2WD

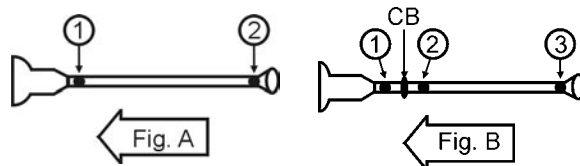


Year	Model & Description	Fig.	Location	Spicer Part No.	SPL Part No.
GMC					
SIERRA 1500					
1999-2000	Reg. Cab, Short Bed	A	1,2	5-3147X	5-795X
	Reg. Cab, Long Bed	A	1	5-213X	5-790X
		A	2	5-212X	5-793X
	Ext. Cab w/MT; Short Bed	A	1	5-213X	5-790X
	Ext Cab w/MT; Short Bed	A	2	5-212X	5-793X
	Ext. Cab w/AT	B	1,2,3	5-3147X	5-795X
	Ext. Cab w/MT; Long Bed	B	1,2	5-213X	5-790X
	Ext Cab w/MT; Long Bed	B	3	5-212X	5-793X
2001	Reg. Cab, Short Bed	A	1,2	5-3147X	5-795X
	Reg. Cab, Long Bed	A	1	5-213X	5-790X
		A	2	5-212X	5-793X
	Ext. Cab w/MT; Short Bed	A	1	5-213X	5-790X
	Ext Cab w/MT; Short Bed	A	2	5-212X	5-793X
	Ext. Cab w/AT	B	1,2,3	5-3147X	5-795X
	Ext. Cab w/MT; Long Bed	B	1,2	5-213X	5-790X
	Ext Cab w/MT; Long Bed	B	3	5-212X	5-793X
	1500 HD w/6.0L Eng. Reg. Cab w/AT	A	1,2	5-3147X	5-795X
		A	1	5-213X	5-790X
	Reg. Cab w/MT	A	2	5-212X	5-793X
		B	1,2,3	5-3147X	5-795X
	Ext. Cab w/AT, Except 4 Wheel Steer.	B	1	5-3147X	5-795X
		B	2,3	5-178X	5-799X
Ext. Cab w/AT, With 4 Wheel Steer.	B	1,2	5-213X	5-790X	
	B	3	5-212X	5-793X	
Ext. Cab w/MT	B	1,2	5-213X	5-790X	
	B	3	5-212X	5-793X	
2002	Reg. Cab, Short Bed	A	1,2	5-3147X	5-795X
	Reg. Cab, Long Bed	A	1	5-213X	5-790X
		A	2	5-212X	5-793X
	Ext. Cab w/MT; Short Bed	A	1	5-213X	5-790X
	Ext Cab w/MT; Short Bed	A	2	5-212X	5-793X
	Ext. Cab w/AT	B	1,2,3	5-3147X	5-795X
	Ext. Cab w/MT; Long Bed	B	1,2	5-213X	5-790X
	Ext Cab w/MT; Long Bed	B	3	5-212X	5-793X
	1500 HD w/6.0L Eng. Reg. Cab w/AT	A	1,2	5-3147X	5-795X
		A	1	5-213X	5-790X
	Reg. Cab w/MT	A	2	5-212X	5-793X
		B	1,2,3	5-3147X	5-795X
	Ext. Cab w/AT, Except 4 Wheel Steer.	B	1,2	5-3147X	5-795X
		B	3	5-178X	5-799X
Ext. Cab w/AT, With 4 Wheel Steer.	B	1,2	5-213X	5-790X	
	B	3	5-212X	5-793X	
Ext. Cab w/MT	B	1,2	5-213X	5-790X	
	B	3	5-212X	5-793X	



Year	Model & Description	Fig.	Location	Spicer Part No.	SPL Part No.	
GMC						
SIERRA 1500						
2003	Reg. Cab, Short Bed	A	1,2	5-3147X	5-795X	
	Reg. Cab, Long Bed	A	1	5-213X	5-790X	
		A	2	5-212X	5-793X	
	Ext. Cab w/MT; Short Bed	A	1	5-213X	5-790X	
	Ext Cab w/MT; Short Bed	A	2	5-212X	5-793X	
	Ext. Cab w/AT	B	1,2,3	5-3147X	5-795X	
	Ext. Cab w/MT; Long Bed	B	1,2	5-213X	5-790X	
	Ext Cab w/MT; Long Bed	B	3	5-212X	5-793X	
	1500 HD w/6.0L Eng.	Reg. Cab w/AT	A	1,2	5-3147X	5-795X
			A	1	5-213X	5-790X
			A	2	5-212X	5-793X
		Ext. Cab w/AT, Except 4 Wheel Steer.	B	1,2,3	5-3147X	5-795X
			B	1	5-3147X	5-795X
		Ext. Cab w/AT, With 4 Wheel Steer.	B	2,3	5-178X	5-799X
			B	1,2	5-213X	5-790X
			B	3	5-212X	5-793X
2004	Reg. Cab, Std. Bed	A	1,2	5-3147X	5-795X	
	Reg. Cab, Long Bed	A	1	5-213X	5-790X	
		A	2	5-212X	5-793X	
	Ext. Cab w/AT Exc. 4 Wheel Steering	B	1,2,3	5-3147X	5-795X	
	Ext. Cab w/MT Exc. 4 Wheel Steering	B	1,2	5-213X	5-790X	
	Ext Cab w/MT Exc. 4 Wheel Steering	B	3	5-212X	5-793X	
	Ext. Cab. w/4 Wheel Steer.	B	1,2	5-3147X	5-795X	
		B	3	5-178X	5-799X	
	Crew Cab	A	1	5-213X	5-790X	
		A	2	5-212X	5-793X	
2005	Reg. Cab, Std. Bed	A	1,2	5-3147X	5-795X	
	Reg. Cab, Long Bed	A	1	5-213X	5-790X	
		A	2	5-212X	5-793X	
	Ext. Cab w/AT Exc. 4 Wheel Steering	B	1,2,3	5-3147X	5-795X	
	Ext. Cab w/MT Exc. 4 Wheel Steering	B	1,2	5-213X	5-790X	
	Ext Cab w/MT Exc. 4 Wheel Steering	B	3	5-212X	5-793X	
	Ext. Cab. w/4 Wheel Steer.	B	1,2	5-3147X	5-795X	
		B	3	5-178X	5-799X	
	Crew Cab	A	1	5-213X	5-790X	
		A	2	5-212X	5-793X	
	1500 HD "SLE" & "SLT" w/6.0L Eng.	B	1,2,3	5-178X	5-799X	

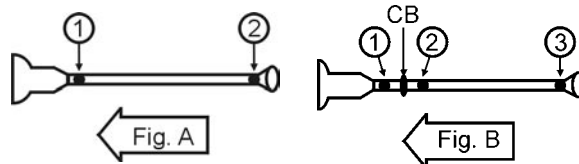
2WD



Important: See Safety Information in General Information Section (J300P-GI)

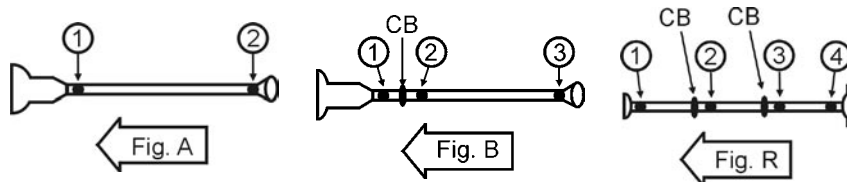
2WD

Year	Model & Description	Fig.	Location	Spicer Part No.	SPL Part No.
GMC					
SIERRA 1500					
2006	Reg. Cab, Std. Bed Includes "SL", "SLE", "SLT", "WT"	A	1,2	5-3147X	5-795X
	Reg. Cab, Long Bed Includes "SL", "SLE", "SLT", "WT"	A	1	5-213X	5-790X
		A	2	5-212X	5-793X
	Ext. Cab w/AT Includes "SL", "SLE", "SLT", "WT"	B	1,2,3	5-3147X	5-795X
	Ext. Cab w/MT Includes "SL", "SLE", "SLT", "WT"	B	1,2	5-213X	5-790X
	Ext Cab w/MT Includes "SL", "SLE", "SLT", "WT"	B	3	5-212X	5-793X
	Crew Cab Exc. 4 Wheel Steering w/4 Wheel Steering	A	1	5-213X	5-790X
		A	2	5-212X	5-793X
		A	1	5-213X	5-790X
		A	2	5-212X	5-793X
1500 HD "SLE", "SLT", "Denali" w/6.0L Eng.	B	1,2,3	5-178X	5-799X	
SIERRA 2500					
2001	2500 non-HD 3-Joint Driveshaft	B	1,2,3	5-178X	5-779X
		B	CB	210088-1X	
	2500 HD w/6.0L, Exc. Ext. Cab w/Long Bed w/1.378" ID Bearing Bore w/6.0L, Ext. Cab w/Long Bed w/AAM 1415 Series Joints w/6.6L or 8.1L with AT w/1.378" ID Bearing Bore w/6.6L or 8.1L with MT w/1.378" ID Bearing Bore	B	1,2,3	5-160X	5-801X
		B	CB	210088-1X	
		B	1,2,3	N/A	
		B	CB	N/A	
		B	1,2,3	5-160X	5-801X
		B	CB	210088-1X	
		B	1,2,3	5-188X	5-803X
		B	CB	210088-1X	
2002-2004	2-Joint Driveshaft	A	1,2	5-178X	5-779X
	2500 non-HD 3-Joint Driveshaft w/1.378" ID Bearing Bore	B	1,2,3	5-178X	5-779X
		B	CB	210088-1X	
	2500 HD w/6.0L, Exc. Ext. Cab w/Long Bed w/1.378" ID Bearing Bore w/6.0L, Ext. Cab w/Long Bed w/AAM 1415 Series Joints w/6.6L or 8.1L with AT w/1.378" ID Bearing Bore w/6.6L or 8.1L with MT w/1.378" ID Bearing Bore	B	1,2,3	5-160X	5-801X
		B	CB	210088-1X	
		B	1,2,3	N/A	
		B	CB	N/A	
		B	1,2,3	5-160X	5-801X
		B	CB	210088-1X	
		B	1,2,3	5-188X	5-803X
B		CB	210088-1X		



Year	Model & Description	Fig.	Location	Spicer Part No.	SPL Part No.
GMC					
SIERRA 2500					
2005-2006	2500 HD w/6.0L, Exc. Ext. Cab w/Long Bed w/1.378" ID Bearing Bore	B	1,2,3	5-160X	5-801X
		B	CB	210088-1X	
	w/6.0L, Ext. Cab w/Long Bed w/AAM 1415 Series Joints	B	1,2,3	N/A	
		B	CB	N/A	
	w/6.6L or 8.1L with AT w/1.378" ID Bearing Bore	B	1,2,3	5-160X	5-801X
		B	CB	210088-1X	
	w/6.6L or 8.1L with MT w/1.378" ID Bearing Bore	B	1,2,3	5-188X	5-803X
		B	CB	210088-1X	
SIERRA 3500					
2001	w/6.0L Eng. Exc. Ext. Cab w/Long Bed w/1410 Series Driveshaft Ext. Cab w/Long Bed w/AAM 1415 Series Driveshaft	B	1,2,3	5-160X	5-801X
		B	1,2,3	N/A	
	w/6.6L, 8.1L Eng., w/AT w/1410 Series Driveshaft	B	1,2,3	5-160X	5-801X
	w/6.6L, 8.1L Eng., w/MT w/1480 Series Driveshaft	B	1,2,3	5-188X	5-803X
	w/6.0L, 6.6L & 8.1L Eng. w/1410 Series Driveshaft Carryover Chassis Cab w/135.5" or 159.5" WB Carryover Chassis Cab w/185.5" WB	B	1,2,3	5-160X	5-801X
		B	1,2,3	5-160X	5-801X
	4-Joint Driveshaft	R	1,2,3,4	5-160X	5-801X
2002	w/6.0L Eng. Exc. Ext. Cab w/Long Bed w/1410 Series Driveshaft Ext. Cab w/Long Bed w/AAM 1415 Series Driveshaft	B	1,2,3	5-160X	5-801X
		B	1,2,3	N/A	
	w/6.6L, 8.1L Eng., w/AT	B	1,2,3	5-160X	5-801X
	w/6.6L, 8.1L Eng., w/MT	B	1,2,3	5-188X	5-803X
	w/6.0L, 6.6L & 8.1L Eng. & 3-Joint AAM 1415 Series Driveshaft	B	1,2,3	N/A	
	w/6.0L, 6.6L & 8.1L Eng. Carryover Chassis Cab w/135.5", 159.5" & 185.5" WB	B	1,2,3	5-160X	5-801X
		R	1,2,3,4	5-160X	5-801X
	w/4-Joint AAM 1415 Series Driveshaft	R	1,2,3,4	N/A	
2003-2006	w/6.0L Eng. Exc. Ext. Cab w/Long Bed w/1410 Series Driveshaft Ext. Cab w/Long Bed w/AAM 1415 Series Driveshaft	B	1,2,3	5-160X	5-801X
		B	1,2,3	N/A	
	w/6.6L, 8.1L Eng., w/AT, w/1410 Series Driveshaft	B	1,2,3	5-160X	5-801X
	w/6.6L, 8.1L Eng., w/MT, w/1480 Series Driveshaft	B	1,2,3	5-188X	5-803X
	w/6.0L, 6.6L & 8.1L Eng., w/3-Joint AAM 1415 Series Driveshaft	B	1,2,3	N/A	
	w/4-Joint 1410 Series Driveshaft	R	1,2,3,4	5-160X	5-801X
	w/4-Joint AAM 1415 Series Driveshaft	R	1,2,3,4	N/A	

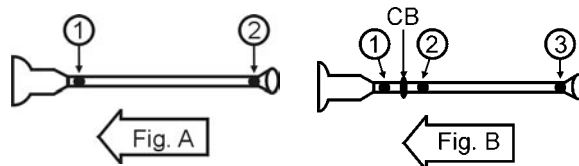
2WD



Important: See Safety Information in General Information Section (J300P-GI)

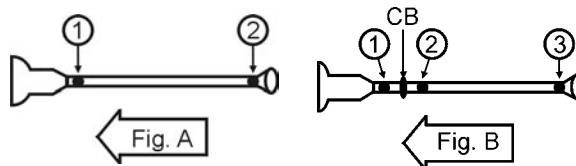
2WD

Year	Model & Description	Fig.	Location	Spicer Part No.	SPL Part No.
GMC					
SPRINT					
1971	Exc. 454 Eng. w/2BL	A	1,2	5-153X	5-785X
	Exc. 454 Eng. w/4BL	A	2	5-153X	5-785X
	w/454 Eng.	A	1	5-3147X	5-795X
		A	2	5-213X	5-790X
1972	w/250 or 307 Eng.	A	1,2	5-153X	5-785X
		A	1	5-3147X	5-795X
	A	2	5-213X	5-790X	
1973-1977		A	1,2	5-3147X	5-795X
YUKON					
1992-1999	2-Joint Driveshaft	A	1,2	5-3147X	5-795X
2000	2-Joint Driveshaft Standard Yukon, "SLE", "SLT", "Denali" Yukon "XL 1500"	A	1,2	5-3147X	5-795X
		A	1	5-213X	5-790X
		A	2	5-212X	5-793X
	Yukon "XL 2500" w/6.0L Eng.	A	1,2	5-178X	5-799X
2001-2004	2-Joint Driveshaft Standard Yukon, "Denali", "Denali XL" Yukon "XL 1500"	A	1,2	5-3147X	5-795X
		A	1	5-213X	5-790X
		A	2	5-212X	5-793X
	Yukon "XL 2500" w/6.0L Eng.	A	1,2	5-178X	5-799X
	Yukon "XL 2500" w/8.1L Eng.	A	1,2	5-160X	5-801X
2005	2-Joint Driveshaft Yukon "SLE", "SLT" Yukon "XL 1500"	A	1,2	5-3147X	5-795X
		A	1	5-213X	5-790X
		A	2	5-212X	5-793X
	Yukon "XL 2500" w/6.0L Eng.	A	1,2	5-178X	5-799X
	Yukon "XL 2500" w/8.1L Eng.	A	1,2	5-160X	5-801X
2006	2-Joint Driveshaft Yukon "Denali" w/6.0L Eng.	A	1,2	5-178X	5-799X
		A	1,2	5-3147X	5-795X
	Yukon "SL", "SLE", "SLT" Yukon "XL 1500 SL & SLE"	A	1	5-213X	5-790X
		A	2	5-212X	5-793X
	Yukon "XL 2500 SLE & SLT" w/6.0L Eng.	A	1,2	5-178X	5-799X
		A	1,2	5-160X	5-801X
HONDA					
PASSPORT					
1994-1997	3-Joint Driveshaft	B	1,2,3	5-153X	5-785X
1998-2002	2-Joint Driveshaft	A	1,2	5-153X	5-785X
IHC					
1959-1979	100, 110, 120, 130, 900 & 1000 SERIES	A-B	1,2,3	5-1200X	
		B	CB	210527X	



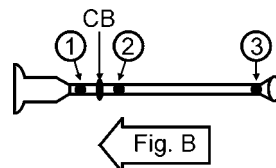
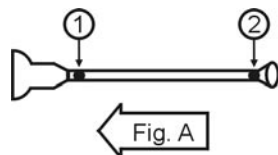
Year	Model & Description	Fig.	Location	Spicer Part No.	SPL Part No.	
IHC						
METRO SERIES						
1958-1965	800 Cleveland T, S55 Series	B	CB	210527X		
1966	M700, M800, M900 & M1100	A	1,2,3	5-1200X		
		B	CB	210527X		
	M1400, M1500 & MA1500	B	1,2,3	5-1205X		
		B	CB	210527X		
	M-MA-MJ1200, MA-MC1600 w/1.062" Brg. cup dia. w/1.188" Brg. cup dia.	B	1,2,3	5-1200X		
		B	1,2,3	5-1205X		
B		CB	210527X			
	800 Cleveland T, S55 Series	B	CB	210527X		
1967-1979	M700, M800, M900 & M1100	A	1,2,3	5-1200X		
		B	CB	210527X		
	M1400, M1500 & MA1500	B	1,2,3	5-1205X		
		B	CB	210527X		
	M-MA-MJ1200, MA-MC1600 w/1.062" Brg. cup dia. w/1.188" Brg. cup dia.	B	1,2,3	5-1200X		
		B	1,2,3	5-1205X		
		B	CB	210527X		
	SCOUT 8000 SERIES					
	1961-1966		A	1,2	5-2140X	
1967-1979	SCOUT 8000 SERIES	A	1,2	5-1200X		
INFINITI						
2001-2003	QX4	A	1,2	5-1505X		
ISUZU						
AMIGO						
1990-1995	2-Joint Driveshaft	A	1,2	5-1515X		
	3-Joint Driveshaft	B	1,2,3	5-153X	5-785X	
1998-1999		A	1,2	5-153X	5-785X	
ASCENDER						
2003-2006		A	1,2	5-3147X	5-795X	
AXIOM						
2002-2004		A	1,2	5-153X	5-785X	
HOMBRE						
1996-2000	Std. Cab	A	1,2	5-3147X	5-795X	
	Ext. Cab	B	1,2,3	5-3147X	5-795X	
PICK-UP						
1987	2-Joint Driveshaft From 12/87	A	1,2	5-1515X		
1988-1989	Japan Built, VIN Starts JAA 2-Joint Driveshaft 3-Joint Driveshaft	A	1,2	5-1515X		
		B	1,2,3	5-1515X		

2WD

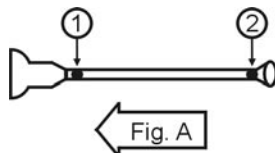


Important: See Safety Information in General Information Section (J300P-GI)

Year	Model & Description	Fig.	Location	Spicer Part No.	SPL Part No.
ISUZU					
PICK-UP					
1990-1995	U.S.A. Built, VIN Starts 4S1 2-Joint Driveshaft	A	1,2	5-153X	5-785X
	Japan Built, VIN Starts JAA 2-Joint Driveshaft 3-Joint Driveshaft	A	1,2	5-1515X	
		B	1,2,3	5-1515X	
PUP					
1981-1986	2-Joint Driveshaft w/inside snap rings w/outside snap rings	A	1,2	5-111X	
		A	1,2	5-1515X	
	3-Joint Driveshaft w/inside snap rings w/outside snap rings	B	1,2,3	5-111X	
		B	1,2,3	5-1515X	
1987	2-Joint Driveshaft To 11/87 w/inside snap rings w/outside snap rings	A	1,2	5-111X	
		A	1,2	5-1515X	
	3-Joint Driveshaft, To 12/87 w/inside snap rings w/outside snap rings	B	1,2,3	5-111X	
		B	1,2,3	5-1515X	
1988-1991	2-Joint Driveshaft	A	1,2	5-1515X	
	3-Joint Driveshaft	B	1,2,3	5-1515X	
RODEO					
1991-1997		B	1,2,3	5-153X	5-785X
1998-2004		A	1,2	5-153X	5-785X
TROOPER II					
1981-1986	2-Joint Driveshaft w/inside snap rings w/outside snap rings	A	1,2	5-111X	
		A	1,2	5-1515X	
	3-Joint Driveshaft w/inside snap rings w/outside snap rings	B	1,2,3	5-111X	
		B	1,2,3	5-1515X	
1987	2-Joint Driveshaft To 11/87 w/inside snap rings w/outside snap rings	A	1,2	5-111X	
		A	1,2	5-1515X	
	3-Joint Driveshaft, To 12/87 w/inside snap rings w/outside snap rings	B	1,2,3	5-111X	
		B	1,2,3	5-1515X	
1988-1991	2-Joint Driveshaft	A	1,2	5-1515X	
	3-Joint Driveshaft	B	1,2,3	5-1515X	
JEEP					
CHEROKEE COMPACT (XJ)					
1985-1993		A	1,2	5-153X	5-785X
1994	w/outside snap rings	A	1,2	5-153X	5-785X
	w/inside snap rings	A	1,2	5-1309X	5-811X
1995-1997	w/outside snap rings	A	1,2	5-153X	5-785X
	w/inside snap rings	A	1,2	5-1309X	5-811X
	w/inside & outside snap rings	A	1,2	5-353X	5-788X
1998-2000	w/outside snap rings	A	1,2	5-153X	5-785X
	w/inside snap rings	A	1,2	5-1309X	5-811X



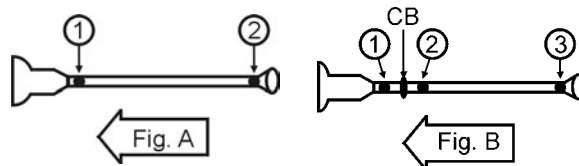
Year	Model & Description	Fig.	Location	Spicer Part No.	SPL Part No.
JEEP					
CHEROKEE COMPACT (XJ)					
2001		A	1,2	5-153X	5-785X
COMANCHE					
1985-1992		A	1,2	5-153X	5-785X
COMMANDO					
1967-1973		A	1,2	5-1306X	5-789X
		A	1,2	5-1306-1X	
GRAND CHEROKEE					
1994-1996	w/outside snap rings	A	1,2	5-153X	5-785X
	w/inside snap rings	A	1,2	5-1309X	5-811X
1997	w/4.0L & 5.2L Eng.	A	1,2	5-153X	5-785X
1998	w/4.0L, 5.2L & 5.9L Eng.	A	1,2	5-153X	5-785X
2000-2004	w/4.0L & 4.7L Eng.	A	1,2	5-153X	5-785X
2005	w/3.7L, 4.7L, 5.7L Eng.	A	1,2	5-153X	5-785X
2006	w/3.7L, 4.7L, 5.7L, 6.1L Eng.	A	1,2	5-153X	5-785X
J262					
1963-1977		A	1,2	5-153X	5-785X
1963-1977		A	1,2	5-153X	5-785X
JEEPSTER C101					
1967-1973		A	1,2	5-1306X	5-789X
		A	1,2	5-1306-1X	
LIBERTY					
2002	w/2.4L Eng.	A	1,2	5-153X	5-785X
	w/3.7L Eng. & MT	A	1,2	5-213X	5-790X
	w/3.7L Eng. & AT w/Chrysler 45RFE axle w/Dana axle	A	1,2	5-213X	5-790X
		A	1	5-153X	5-785X
		A	2	5-213X	5-790X
2003	w/2.4L & 3.7L Eng. w/3.469" yoke dimension w/3.875 Yoke Dimension	A	1,2	5-153X	5-785X
		A	1,2	5-213X	5-790X
2004	w/2.4L & 3.7L Eng.	A	1,2	5-153X	5-785X
SPORTWAGON					
1985-1993		A	1,2	5-153X	5-785X
1994-1996	7290 Series	A	1,2	5-1309X	5-811X
1998-1999		A	1,2	5-353X	5-788X
WAGONEER					
1973-1974		A	1,2	5-153X	5-785X
1975-1984	w/outside snap rings	A	1,2	5-153X	5-785X
	w/inside snap rings	A	1,2	5-1306X	5-789X
1985-1991		A	1,2	5-153X	5-785X



2WD



Year	Model & Description	Fig.	Location	Spicer Part No.	SPL Part No.
JEEP					
WAGONEER J162					
1963-1965	w/MT	A	1,2	5-153X	5-785X
	w/AT	A	1	5-2011X	
1966-1967		A	1	5-1407X	
		A	2	5-1306X	5-789X
		A	2	5-1306-1X	
LINCOLN					
AVIATOR					
2003-2005		A	1,2	5-213X	5-790X
NAVIGATOR					
1998-2003		A	1,2	5-178X	5-799X
2004	up to 8/1/04	A	1,2	5-178X	5-799X
2005	from 8/2/04	B	1	N/A	
		B	2,3	5-213X	5-790X
2006		B	1	N/A	
		B	2,3	5-213X	5-790X
MAZDA					
NAVAJO					
1992-1994	2-Joint Driveshaft	A	1,2	5-153X	5-785X
PICK-UP					
1969-1970	1000cc, 1200cc, 1300cc	B	1,2,3	5-1504X	
1971-1973	B1600, B1800, B2000, B2200	A-B	1,2,3	5-1507X	
1974-1977	w/Rotary Eng.	B	1,2,3	5-1507X	
	B1600, B1800, B2000, B2200	A-B	1,2,3	5-1507X	
1978-1984	B1600, B1800, B2000, B2200	A-B	1,2,3	5-1507X	
1986-1993	B2000, B2200, B2600 Staked Type U-joint, Non-Replaceable	A-B	1,2,3	5-1507X	
		A-B	1,2,3	N/A	
1994-1997	B2300, B3000, B4000 2-Joint Driveshaft 3-Joint Driveshaft	A	1,2	5-153X	5-785X
		B	1,2,3	5-153X	5-785X
1998-2006	2-Joint Driveshaft w/1.063" Brg. cup dia.	A	1,2	5-213X	5-790X
MERCURY					
MOUNTAINEER					
1997-2006		A	1,2	5-213X	5-790X
MITSUBISHI					
MONTERO					
1997-1999	Sport Model w/2.4L Eng. w/Outside Snap Rings Snap Ring Dim. 3.028 and Brg. cup dia. .984	B	1,2,3	5-1516X	



Year	Model & Description	Fig.	Location	Spicer Part No.	SPL Part No.
MITSUBISHI					
PICK-UP					
1983	w/2000cc Eng.	B	1,2,3	5-1503X	
	w/2600cc Eng.	B	1,2,3	5-1516X	
1984-1986	w/2000cc Eng.	B	1,2,3	5-1503X	
1987-1988	Std. model w/2000cc Eng.	A	1,2	5-1503X	
		A	1,2	5-1516X	
	Long bed	B	1,2,3	5-1516X	
1989	Std. model w/2000cc Eng.	A	1,2	5-1503X	
		A	1,2	5-1516X	
	Long bed, w/AT	B	1,2,3	5-1503X	
	Long bed, w/MT	B	1,2,3	5-1516X	
1990-1996	w/AT Exc. Charger	A-B	1,2,3	5-1503X	
	w/MT Exc. Charger	A-B	1,2,3	5-1516X	

NISSAN/DATSUN**ARMADA**

2004-2006	w/5.6L Eng.	B	1,2,3	5-178X	5-799X
-----------	-------------	---	-------	--------	--------

FRONTIER PICK-UP

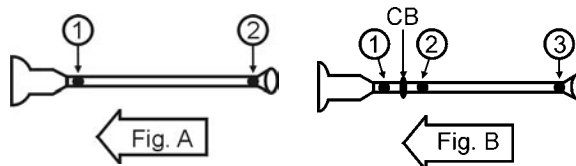
2002-2004	2-Joint Driveshaft Exc. Crew Cab w/Long Bed	A	1,2	5-153X	5-785X
	3-Joint Driveshaft Crew Cab w/Long Bed	B	1,2,3	5-153X	5-785X
2005-2006	3-Joint Driveshaft	B	1,2,3	5-213X	5-790X

PATHFINDER

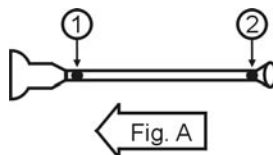
1989-1995	w/3.0L Eng.	B	1,2,3	5-1505X	
1996-2000	w/3.3L Eng.	B	1,2,3	5-1505X	
2001-2003	w/3.5L Eng.	B	1,2,3	5-1505X	
2004	w/3.5L Eng.	A	1,2	5-1505X	
2005-2006	w/4.0L Eng.	A	1,2	5-213X	5-790X

PICK-UP

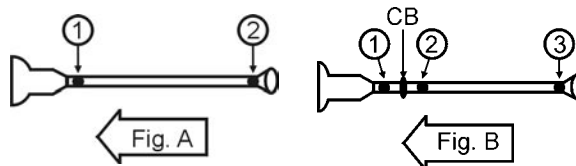
1966-1985	2-Joint Driveshaft Std. Bed	A	1,2	5-1501X	
	3-Joint Driveshaft Std. Bed	B	1,2,3	5-1501X	
1986-1987	U.S.A. Built, VIN Starts IN6 From 1/86	A-B	1,2,3	5-153X	5-785X
	Japan Built, VIN Starts JN6 From 12/85 Exc. Dual Wheels & SD25	A-B	1,2,3	5-153X	5-785X
	w/SD5 Eng. VIN Starts JN6J From 11/85	A-B	1,2,3	5-1501X	
	w/6 cyl. Eng. From 11/85 Thru 12/85 w/inside snap rings	A-B	1,2,3	5-1505X	
1988-1989	U.S.A. Built, VIN Starts IN6 From 1/86	A-B	1,2,3	5-153X	5-785X
	Japan Built, VIN Starts JN6 From 12/85 Exc. Dual Wheels & SD25	A-B	1,2,3	5-153X	5-785X
1990-1997	2-Joint Driveshaft	A	1,2	5-153X	5-785X
	3-Joint Driveshaft	B	1,2,3	5-153X	5-785X



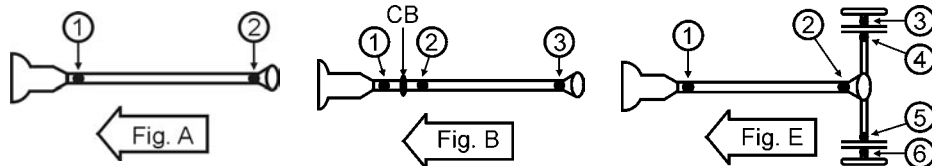
Year	Model & Description	Fig.	Location	Spicer Part No.	SPL Part No.
NISSAN/DATSUN					
TITAN PICK-UP					
2004-2006	w/5.6L Eng.	B	1,2,3	5-178X	5-799X
		B	CB	212258-1X	
XTERRA					
2000-2004	2-Joint Driveshaft	A	1,2	5-153X	5-785X
		B	1,2,3	5-153X	5-785X
		B	CB	211406X	
OLDSMOBILE					
BRAVADA					
2002-2004	2-Joint Driveshaft	A	1,2	5-3147X	5-795X
PLYMOUTH					
1 TON VAN					
1970-1983	w/1.078" Brg. cup dia.	A-B	1,2,3	5-1306X	5-789X
	w/1.126" Brg. cup dia.	A-B	1,2,3	5-1309X	5-811X
1/2 TON VAN					
1970-1974		A	1,2	5-1306X	5-789X
1975-1978	Exc. 440 Eng. w/1.078" Brg. cup dia. w/1.126" Brg. cup dia.	A	1,2	5-1306X	5-789X
		A	2	5-1309X	5-811X
	w/440 Eng.	A	1,2	5-1309X	5-811X
1979-1981	w/1.078" Brg. cup dia.	A	1,2	5-1306X	5-789X
	w/1.126" Brg. cup dia.	A	1,2	5-1309X	5-811X
1982-1984		A	1,2	5-1306X	5-789X
3/4 TON VAN					
1975-1981	Exc. 440 Eng. w/1.078" Brg. cup dia. w/1.126" Brg. cup dia.	B	1,2,3	5-1306X	5-789X
		B	2,3	5-1309X	5-811X
	w/440 Eng.	B	1,2,3	5-1309X	5-811X
1982-1983		A	1,2	5-1306X	5-789X
ARROW					
1979-1982		B	1,2,3	5-1503X	
PB100 COMPACTS					
1970-1974		A	1,2	5-1306X	5-789X
1975-1978	Exc. 440 Eng. w/1.078" Brg. cup dia. w/1.126" Brg. cup dia.	A	1,2	5-1306X	5-789X
		A	2	5-1309X	5-811X
	w/440 Eng.	A	1,2	5-1309X	5-811X
1979-1981	w/1.078" Brg. cup dia.	A	1,2	5-1306X	5-789X
	w/1.126" Brg. cup dia.	A	1,2	5-1309X	5-811X
1982-1984		A	1,2	5-1306X	5-789X



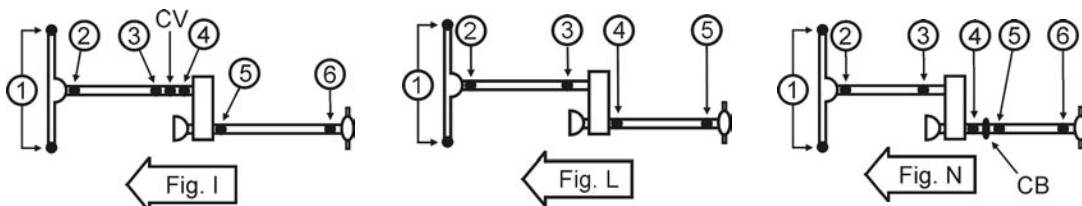
Year	Model & Description	Fig.	Location	Spicer Part No.	SPL Part No.
PLYMOUTH					
PB200 COMPACTS					
1975-1978	Exc. 440 Eng. w/1.078" Brg. cup dia.	B	1,2,3	5-1306X	5-789X
		B	2,3	5-1309X	5-811X
	w/440 Eng.	B	1,2,3	5-1309X	5-811X
1982-1983		A	1,2	5-1306X	5-789X
PB300 COMPACTS					
1970-1983	w/1.078" Brg. cup dia.	A-B	1,2,3	5-1306X	5-789X
	w/1.126" Brg. cup dia.	A-B	1,2,3	5-1309X	5-811X
SUBARU					
BRAT					
1975-1977		E	1,2	5-1501X	
		E	3,4,5,6	5-1505X	
1978-1980		E	1,2	5-1501X	
STATION WAGON					
1975-1977		E	1,2	5-1501X	
		E	3,4,5,6	5-1505X	
1978-1980		E	1,2	5-1501X	
SUZUKI					
GRAND VITARA					
1999-2004	2-Joint Driveshaft w/AT w/MT	A	1,2	5-1503X	
		A	1,2	N/A	
2001-2004	XL-7 2-Joint Driveshaft	A	1,2	N/A	
SIDEKICK					
1989-1998	2-Joint Driveshaft	A	1,2	5-1503X	
VITARA					
1999-2004	2-Joint Driveshaft	A	1,2	5-1503X	
TOYOTA					
4-RUNNER					
1990-1996	2-Joint Driveshaft	A	1,2	5-1510X	
1997	2-Joint Driveshaft	A	1,2	5-1510X	
		A	1,2	5-1510X	
1998-2004	2-Joint Driveshaft	A	1,2	5-1510X	
PICK-UP					
1965-1978		A-B	1,2,3	5-1508X	
1979-1980		A	1,2	5-1510X	
1981-1982	2-Joint Driveshaft	A	1,2	5-1510X	
	3-Joint Driveshaft under 3/4 ton 3/4 ton and over	B	1,2,3	5-1510X	
		B	1,2,3	5-1508X	



Year	Model & Description	Fig.	Location	Spicer Part No.	SPL Part No.
TOYOTA					
PICK-UP					
1983-1989	Exc. 4 Spd. Trans.	A-B	1,2,3	5-1510X	
		B	3	5-212X	
	w/4 Spd. Trans.	A-B	1,2,3	5-1508X	
1990-1991	Exc. 4 Spd. Trans.	A-B	1,2,3	5-1510X	
		B	3	5-212X	
1992-1995	2-Joint Driveshaft, std. bed w/inside snap rings w/outside snap rings	A	1,2	5-1510X	
		A	1,2	5-153X	5-785X
	B	1,2,3	5-1510X		
PREVIA					
1991-1992	w/AT Exc. Supercharged Eng. w/Inside Snap Rings	A	1,2	5-1510X	
SEQUOIA					
2001-2003		A	1,2	5-153X	5-785X
2004	w/1310 Series Driveshaft	A	1,2	5-153X	5-785X
	w/1330 Series Driveshaft	A	1,2	5004947	
T100 PICK-UP					
1993-1997	3-Joint Driveshaft w/outside snap rings w/inside snap rings	B	1,2,3	5-153X	5-785X
		B	1,2,3	5-1510X	
1998	3-Joint Driveshaft w/outside snap rings	B	1,2,3	5-153X	5-785X
TACOMA PICK-UP					
1995-2004	2-Joint Driveshaft w/outside variable thickness snap rings w/inside snap rings	A	1,2	5-611-1X	
		A	1,2	5-1510X	
	B	1,2,3	5-1510X		
2005	2-Joint Driveshaft w/outside snap rings	A	1,2	5004947	
		B	1,2,3	5004947	
	B	CB	5002334		
TUNDRA PICK-UP					
2000	3.4L & 4.7L	B	1,2,3	5-153X	5-785X
		B	CB	211750-1X	
2001-2002	3.4L & 4.7L	B	1,2,3	5-153X	5-785X
		B	CB	211750-1X	
	4.7L w/Off Road Pkg.	B	1,2,3	5-153X	5-785X
		B	CB	212174-1X	
2003-2004	3.4L & 4.7L	B	1,2,3	5-153X	5-785X
		B	CB	211750-1X	
VAN					
1984-1985		A	1,2	5-1502X	



Year	Model & Description	Fig.	Location	Spicer Part No.	SPL Part No.
ACURA					
1996-1999	SLX	N	2,3,4,5,6	5-1515X	
AM GENERAL/HUMMER					
2003-2006	H2	L	2,3	5-3147X	5-795X
		L	4,5	5-178X	5-799X
BUICK					
2004-2006	RAINIER - Front shaft u-joint at front axle	L	2	5-350X	
		L	4,5	5-3147X	5-795X
CADILLAC					
1999-2006	ESCALADE	L	2,3,4,5	5-3147X	5-795X
CHEVROLET					
ASTRO VAN					
1990-2002	Front shaft u-joint at front axle	L	2	5-3147X	5-795X
		L	4	5-3147X	5-795X
		L	5	5-178X	5-799X
2003-2005		L	2,4,5	5-3147X	5-795X
AVALANCHE 1500					
2002-2006		L	2,3,4,5	5-3147X	5-795X
AVALANCHE 2500					
2002-2006		L	2,3	5-3147X	5-795X
		L	4,5	5-160X	5-801X
BLAZER - FULL SIZE					
1992-1993		L	2,3,4,5	5-3147X	5-795X
1994	w/o Turbo Diesel	L	2,3,4,5	5-3147X	5-795X
	w/Turbo Diesel	L	2	5-212X	5-793X
		L	3	5-213X	5-790X
		L	4,5	5-3147X	5-795X
BLAZER - K-5					
1969-1971		I	2,3,4,5,6	5-153X	5-785X
		I	CV	211355X	
		I	1	5-260X	
		I	1	5-260-1X	
1972	Wheel Joint	I	2,3,4,5,6	5-153X	5-785X
		I	CV	211355X	
		I	1	5-260X	
		I	1	5-260-1X	
		I	1	5-760X	
		I	1	5-297-1X	

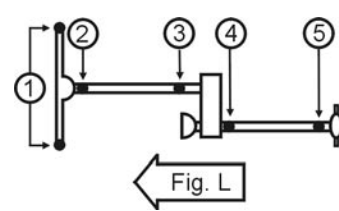
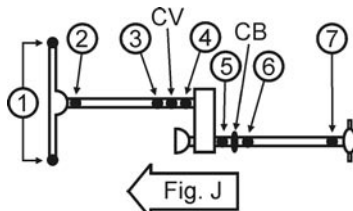
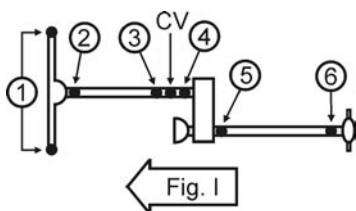


4WD



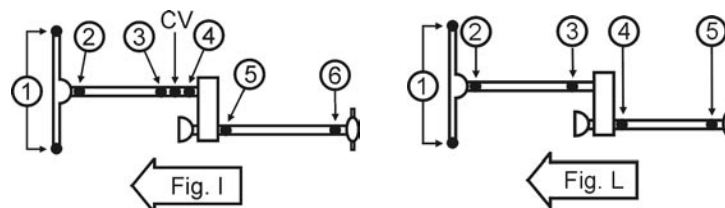
Important: See Safety Information in General Information Section (J300P-GI)

Year	Model & Description	Fig.	Location	Spicer Part No.	SPL Part No.
CHEVROLET					
BLAZER - K-5					
1973-1977	Wheel Joint	I	2,3,4,5,6	5-153X	5-785X
		I	CV	211355X	
		I	1	5-760X	
		I	1	5-297-1X	
1978	w/inside snap rings	I	2,3,4	5-3147X	5-795X
	CV ball & seat kit	I	CV	211009X	
	CV seat repair kit	I	CV	211007X	
	w/outside snap rings	I	2,3,4	5-153X	5-785X
	CV Centering Yoke Kit	I	CV	211355X	
		I	5,6	5-153X	5-785X
		J	5	5-153X	5-785X
	3-Joint Driveshaft	J	6,7	5-178X	5-799X
		J	CB	210088-1X	
		Wheel Joint	I	1	5-760X
	Lube fitting in brg. cup	I	1	5-297-1X	
1979-1981	Wheel Joint	I	2	5-153X	5-785X
		I	3,4	5-3147X	5-795X
		I	CV	211009X	
		I	CV	211007X	
	w/305 Eng. & 4 Spd. MT	I	5,6	5-178X	5-799X
	All Others	I	5,6	5-153X	5-785X
	Wheel Joint	I	1	5-760X	
		Lube fitting in brg. cup	I	1	5-297-1X
1982-1986	Wheel Joint	I	2	5-153X	5-785X
		I	3,4	5-3147X	5-795X
		I	CV	211009X	
		I	CV	211007X	
	w/outside snap rings	I	5,6	5-178X	5-799X
	w/inside snap rings	I	5,6	5-3147X	5-795X
	Wheel Joint	I	1	5-760X	
		Lube fitting in brg. cup	I	1	5-297-1X
1987-1991	Wheel Joint	I	2	5-153X	5-785X
		I	3,4	5-3147X	5-795X
	w/outside snap rings	I	5,6	5-178X	5-799X
	w/inside snap rings	I	5,6	5-3147X	5-795X
	Wheel Joint	I	1	5-760X	
1992-1993	Wheel Joint	L	2,3,4,5	5-3147X	5-795X



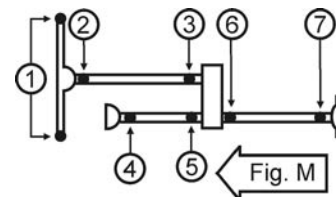
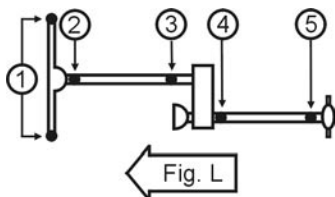
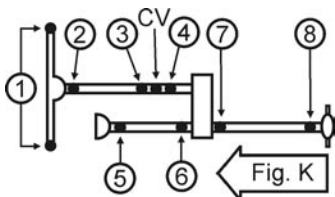
Year	Model & Description	Fig.	Location	Spicer Part No.	SPL Part No.
CHEVROLET					
BLAZER - K-5					
1994	w/o Turbo Diesel	L	2,3,4,5	5-3147X	5-795X
	w/Turbo Diesel	L	2	5-212X	5-793X
		L	3	5-213X	5-790X
		L	4,5	5-3147X	5-795X
BLAZER - S-10					
1989-1991	w/Press-on Slip Yoke Seal	L	2	N/A	
		L	3	5-153X	5-785X
1992-1994	w/Press-on Slip Yoke Seal	L	3	5-153X	5-785X
1996-2002	w/ZR2 High Wider Pkg.	L	4,5	5-178X	5-799X
2004		L	2	5-350X	
	w/o ZR2 High Wider Pkg.	L	4,5	5-3147X	5-795X
	w/ZR2 High Wider Pkg.	L	4,5	5-178X	5-799X
BLAZER - V-10 SERIES					
1987-1991		I	2	5-153X	5-785X
		I	3,4	5-3147X	5-795X
		I	CV	211009X	
	w/outside snap rings	I	5,6	5-178X	5-799X
	w/inside snap rings	I	5,6	5-3147X	5-795X
	Wheel Joint	I	1	5-760X	
	Lube fitting in brg. cup	I	1	5-297-1X	
COLORADO PICK-UP					
2004-2006		L	2	5-153X	5-785X
	w/Spicer Driveshaft w/outside snap rings	L	4,5	5-213X	5-790X
		L	5	5-212X	5-793X
	w/AAM 1335 Series Driveshaft	L	4	N/A	
	w/AAM 1335 x 3R Series Conv. Joint	L	5	N/A	
G-10 SERIES, G1500 SERIES AND EXPRESS					
2003-2005	Express 1500	L	2,3	5-3147X	5-795X
		L	4,5	5-178X	5-799X
2006	Express 1500; includes "LS" & "LT"	L	2,3	5-3147X	5-795X
		L	4,5	5-178X	5-799X
2003-2006		L	2,3	5-3147X	5-795X
		L	4,5	5-178X	5-799X

4WD



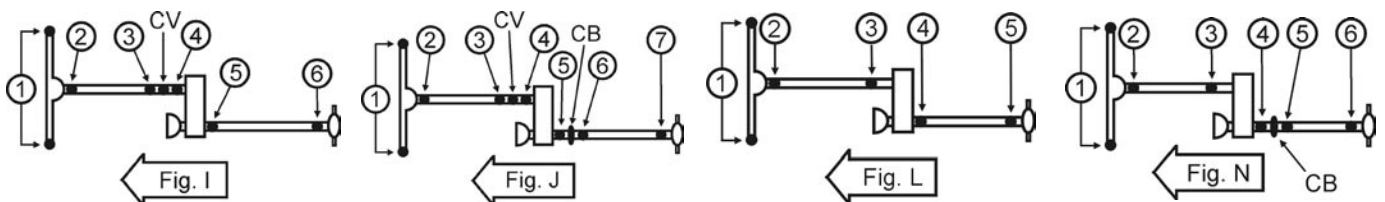
Important: See Safety Information in General Information Section (J300P-GI)

Year	Model & Description	Fig.	Location	Spicer Part No.	SPL Part No.	
CHEVROLET						
K-10 SERIES PICK-UP						
1964-1966	w/3 Spd. MT	L	2,3,4,5	5-153X	5-785X	
	w/4 Spd. Trans.	M	2,3,6,7	5-153X	5-785X	
		M	4,5	5-178X	5-799X	
	Wheel Joint	w/inside snap rings	L,M	1	5-74X	
w/outside snap rings		L,M	1	5-86X		
1967-1969	CV centering yoke kit	K	2 THRU 8	5-153X	5-785X	
		K	CV	211355X		
	Wheel Joint	w/inside snap rings	K	1	5-74X	
w/outside snap rings		K	1	5-86X		
1970-1971	CV centering yoke kit	K	2 THRU 8	5-153X	5-785X	
		K	CV	211355X		
	Wheel Joint		K	1	5-260X	
1972	CV centering yoke kit	K	2 THRU 8	5-153X	5-785X	
		K	CV	211355X		
	Wheel Joint	w/1.062" Brg. cup dia.	K	1	5-260X	
		Lube fitting in brg. cup	K	1	5-260-1X	
		w/1.188" Brg. cup dia.	K	1	5-760X	
Lube fitting in brg. cup	K	1	5-297-1X			
1973-1976	CV centering yoke kit	K	2 THRU 8	5-153X	5-785X	
		K	CV	211355X		
	Wheel Joint		K	1	5-760X	
		Lube fitting in brg. cup	K	1	5-297-1X	



Year	Model & Description	Fig.	Location	Spicer Part No.	SPL Part No.	
CHEVROLET						
K-10 SERIES PICK-UP						
1977-1978	w/outside snap rings	I,J	2,3,4	5-153X	5-785X	
		CV Centering Yoke Kit	I,J	CV	211355X	
	w/inside snap rings	I,J	2,3,4	5-3147X	5-795X	
		CV ball & seat kit	J	CV	211009X	
		CV seat repair kit	J	CV	211007X	
	2-Joint Driveshaft	I	5,6	5-153X	5-785X	
	3-Joint Driveshaft	J	5	5-153X	5-785X	
			J	6,7	5-178X	5-799X
			J	CB	210088-1X	
1979-1981	Wheel Joint	I,J	1	5-760X		
		Lube fitting in brg. cup	I,J	1	5-297-1X	
1979-1981		I	2	5-153X	5-785X	
		I	3,4	5-3147X	5-795X	
		CV ball & seat kit	I	CV	211009X	
		CV seat repair kit	I	CV	211007X	
	2-Joint Driveshaft	I	5,6	5-153X	5-785X	
	3-Joint Driveshaft	J	5,6,7	5-178X	5-799X	
			J	CB	210088-1X	
	Wheel Joint	I,J	1	5-760X		
			I,J	1	5-297-1X	
1982-1986		I	2	5-153X	5-785X	
		I	3,4	5-3147X	5-795X	
		CV ball & seat kit	I	CV	211009X	
		CV seat repair kit	I	CV	211007X	
	w/outside snap rings	I	5,6	5-178X	5-799X	
	w/inside snap rings	I	5,6	5-3147X	5-795X	
	Wheel Joint	I	1	5-760X		
			I	1	5-297-1X	
	1992-1994		L,N	2,3	5-3147X	5-795X
Reg. Cab w/6 1/2' Bed w/MD8 & M30 AT & MG5 MT		L	4,5	5-3147X	5-795X	
		w/MT8 MT w/alum. driveshaft yoke	L	4,5	5-447X	
			L	4,5	5-178X	5-799X
		w/8' Bed Exc. MT8 MT & MT1 AT	L	4,5	5-3147X	5-795X

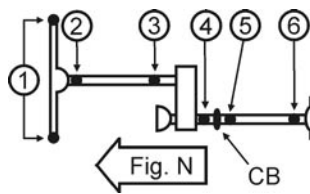
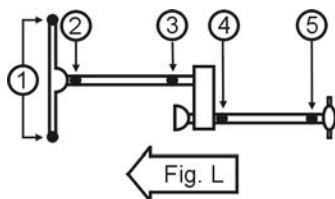
4WD



Important: See Safety Information in General Information Section (J300P-GI)

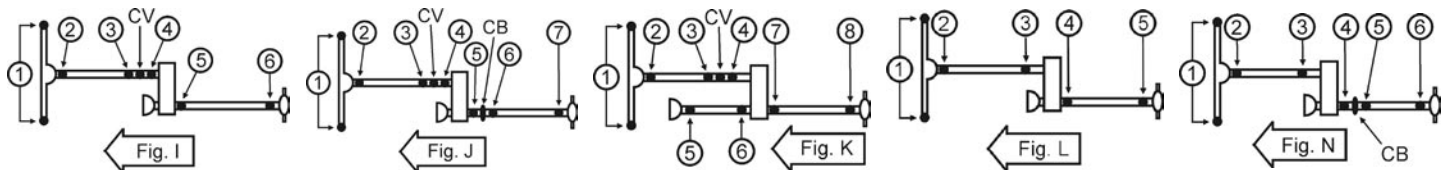
4WD

Year	Model & Description	Fig.	Location	Spicer Part No.	SPL Part No.	
CHEVROLET						
K-10 SERIES PICK-UP						
1992-1994	Ext. Cab w/6 1/2' Bed Exc. MT1 AT & MD8 MT & HD Chassis	L	4	5-791X		
		L	5	5-794X		
	w/8' bed w/3-Joint Driveshaft w/MT8 MT, MT1 AT & HD Chassis	N	4,5	5-213X	5-790X	
		N	6	5-212X		
		N	CB	211499X		
		N	4,5,6	5-447X		
1995	Reg. Cab w/4 Spd. M30 AT or 5 Spd MG5 MT w/5 Spd. MW3 MT	L	4,5	5-3147X	5-795X	
		L	4,5	5-178X	5-799X	
	Ext. Cab w/6 1/2' Bed Exc. HD Chassis w/4 Spd. M30 or 5 Spd. MG5 MT w/8' Bed w/4 Spd. AT or 5 Spd. MT w/HD Chassis Exc. HD Chassis	L	4	5-791X		
		L	5	5-794X		
		L	4,5	5-447X		
		N	4,5	5-213X	5-790X	
		N	6	5-212X		
		N	CB	211499X		
1996	Reg. Cab w/6 1/2' Bed, w/4 Spd. AT or 5 Spd MT w/8' Bed	L	4,5	5-3147X	5-795X	
		L	4,5	5-3147X	5-795X	
	Ext. Cab w/6 1/2' Bed w/4 Spd. MT1 AT w/4 Spd. M30 AT or 5 Spd. MT w/HD Chassis Exc. HD Chassis	L	4,5	5-447X		
		L	4,5	5-447X		
		L	4	5-791X		
		L	5	5-794X		
	Ext. Cab w/8' Bed w/4 Spd M30 AT or 5 Spd MT Exc. HD chassis w/4 Spd MT1 AT or 5 Spd MT	N	4,5	5-447X		
		N	6	5-212X		
		N	CB	211499X		
		N	4,5,6	5-447X		
	1997-1998	Reg. Cab w/6 1/2' & 8' Bed	L	4,5	5-3147X	5-795X
		Ext. Cab w/6 1/2' Bed w/4 Spd MT1 & M30 AT or 5 Spd MT, w/HD Chassis w/4 Spd M30 AT or 5 Spd MT, Exc. HD Chassis	L	4,5	5-447X	
L			4	5-791X		
L			5	5-794X		
Ext. Cab w/8' Bed w/HD Chassis Exc. HD Chassis w/4 Spd. M30 AT w/5 Spd. MG5 & M30 MT		N	1,2,3	5-447X		
		N	4,5	5-447X		
Ext. Cab, Exc. HD Chassis, w/4 Spd. MT1 AT & 5 Spd. MW3 MT		N	6	5-212X		
		N	4,5,6	5-447X		
			N	CB	211499X	



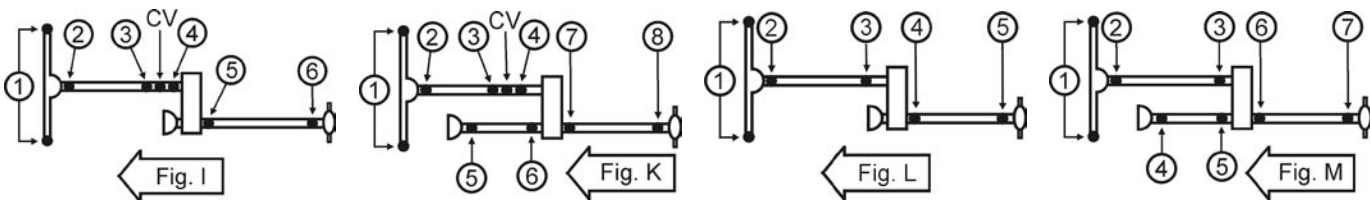
Year	Model & Description	Fig.	Location	Spicer Part No.	SPL Part No.
CHEVROLET					
K-10 SERIES PICK-UP					
1999	Reg. Cab w 6 1/2' & 8' Bed	L	4,5	5-3147X	5-795X
	Ext. Cab w/6 1/2' Bed w/4 Spd MT1 & M30 AT or 5 Spd MT, w/HD Chassis w/4 Spd M30 AT or 5 Spd MT ,Exc. HD chassis	L	4,5	5-447X	
		L	4	5-791X	
		L	5	5-794X	
	Ext. Cab w/8' Bed w/HD Chassis Exc. HD Chassis w/4 Spd. M30 AT w/5 Spd. MG5 & M30 MT	N	1,2,3	5-447X	
		N	4,5	5-447X	
		N	6	5-212X	
Ext. Cab, Exc. HD Chassis, w/4 Spd. MT1 AT & 5 Spd. MW3 MT	N	4,5,6	5-447X		
	N	CB	211499X		
K-10 SERIES SUBURBAN					
1968-1976	CV centering yoke kit	K	2 THRU 8	5-153X	5-785X
		K	CV	211355X	
	Wheel Joint w/1.062" Brg. cup dia. w/1.188" Brg. cup dia.	K	1	5-260X	
K		1	5-760X		
1977-1978	w/outside snap rings CV Centering Yoke Kit	I,J	2,3,4	5-153X	5-785X
		I,J	CV	211355X	
	w/inside snap rings CV ball & seat kit CV seat repair kit	I,J	2,3,4	5-3147X	5-795X
		I,J	CV	211009X	
		I,J	CV	211007X	
	2-Joint Driveshaft	I	5,6	5-153X	5-785X
	3-Joint Driveshaft	J	5	5-153X	5-785X
		J	6,7	5-178X	5-799X
		J	CB	210088-1X	
	Wheel Joint Lube fitting in brg. cup	I,J	1	5-760X	
I,J		1	5-297-1X		
1979-1981	CV ball & seat kit CV seat repair kit	I,J	2	5-153X	5-785X
		I,J	3,4	5-3147X	5-795X
		I,J	CV	211009X	
		I,J	CV	211007X	
	2-Joint Driveshaft	I	5,6	5-153X	5-785X
	3-Joint Driveshaft	J	5,6,7	5-178X	5-799X
		J	CB	210088-1X	
	Wheel Joint Lube fitting in brg. cup	I,J	1	5-760X	
I,J		1	5-297-1X		

4WD



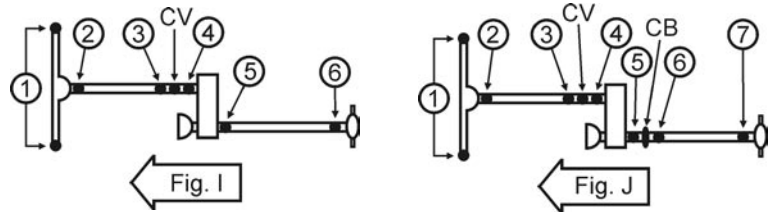
Important: See Safety Information in General Information Section (J300P-GI)

Year	Model & Description	Fig.	Location	Spicer Part No.	SPL Part No.
CHEVROLET					
K-10 SERIES SUBURBAN					
1982-1986		I	2	5-153X	5-785X
		I	3,4	5-3147X	5-795X
	CV ball & seat kit	I	CV	211009X	
	CV seat repair kit	I	CV	211007X	
	w/outside snap rings	I	5,6	5-178X	5-799X
	w/inside snap rings	I	5,6	5-3147X	5-795X
	Wheel Joint	I	1	5-760X	
	Lube fitting in brg. cup	I	1	5-297-1X	
1992		L	2,3	5-3147X	5-795X
	w/MT1 AT & 6.5L Turbo diesel	L	4,5	5-178X	5-799X
	w/MD8, M30 AT & 5.7L Eng.	L	4,5	5-3147X	5-795X
1993	w/MT1 AT & 6.5L Turbo diesel	L	4,5	5-178X	5-799X
	w/MD8, M30 AT & 5.7L Eng.	L	4,5	5-3147X	5-795X
1994		L	2,3	5-3147X	5-795X
	w/MT1 AT & 6.5L Turbo diesel	L	4,5	5-178X	5-799X
	w/MD8, M30 AT & 5.7L Eng.	L	4,5	5-3147X	5-795X
1995-1996	5.0L Eng.	L	2,3	5-3147X	5-795X
	6.5L Diesel Eng.	L	2	5-212X	5-793X
		L	3	5-213X	5-790X
	w/AT	L	4,5	5-3147X	5-795X
	w/MT	L	4,5	5-178X	5-799X
1997-1998		L	2,3	5-3147X	5-795X
	w/AT	L	4,5	5-3147X	5-795X
	w/MT	L	4,5	5-178X	5-799X
1999-2000		L	2,3	5-3147X	5-795X
	w/inside snap rings	L	4,5	5-3147X	5-795X
	w/outside snap rings	L	4,5	5-178X	5-799X
2001-2006		L	2,3,4,5	5-3147X	5-795X
K-20 SERIES PICK-UP					
1960	w/Timken T-221 Trans. Case	M	2,3,5	5-153X	5-785X
		M	4,6,7	5-178X	5-799X
	Wheel Joint, w/inside snap rings	M	1	5-74X	
1961-1966	w/3 Spd. MT	K	2,3,4,5,6	5-153X	5-785X
		K	7,8	5-178X	5-799X
	w/4 Spd. Trans.	K	2,4,6	5-153X	5-785X
		K	5,7,8	5-178X	5-799X
	Wheel Joint w/outside snap rings	K	1	5-86X	
	Wheel Joint w/inside snap rings	K	1	5-74X	

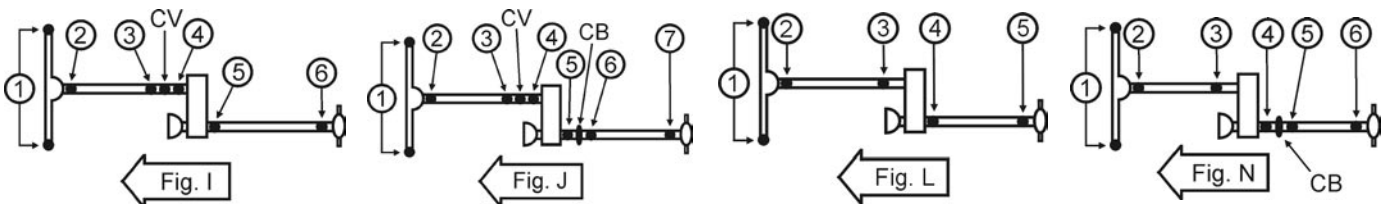


Year	Model & Description	Fig.	Location	Spicer Part No.	SPL Part No.	
CHEVROLET						
K-20 SERIES PICK-UP						
1967-1969	CV centering yoke kit	I	2,3,4,5,6	5-153X	5-785X	
		I	CV	211355X		
Wheel Joint	w/outside snap rings	I	1	5-86X		
	w/inside snap rings	I	1	5-74X		
1970-1971	CV centering yoke kit	I	2,3,4,5,6	5-153X	5-785X	
		I	CV	211355X		
		I	1	5-260X		
1972	Wheel Joint	Lube fitting in brg. cup	I	1	5-260-1X	
		CV centering yoke kit	I	2,3,4,5,6	5-153X	5-785X
		CV centering yoke kit	I	CV	211355X	
		w/1.062" Brg. cup dia.	I	1	5-260X	
1973-1974	Wheel Joint	Lube fitting in brg. cup	I	1	5-260-1X	
		Lube fitting in brg. cup	I	1	5-760X	
		Lube fitting in brg. cup	I	1	5-297-1X	
		CV centering yoke kit	I	2,3,4,5,6	5-153X	5-785X
1975-1976	Wheel Joint	CV Centering Yoke Kit	I	CV	211355X	
		CV Centering Yoke Kit	I	2,3,4	5-153X	5-785X
		Exc. 292 Eng.	I	5,6	5-153X	5-785X
		Exc. 292 Eng.	I	5	5-153X	5-785X
		Exc. 292 Eng.	I	6	5-178X	5-799X
		CV centering yoke kit	I	CV	211355X	
		Lube fitting in brg. cup	I	1	5-760X	
1977-1978	Wheel Joint	Lube fitting in brg. cup	I	1	5-297-1X	
		CV Centering Yoke Kit	I	2,3,4	5-153X	5-785X
		CV Centering Yoke Kit	I	CV	211355X	
		CV ball & seat kit	I	2,3,4	5-3147X	5-795X
		CV seat repair kit	I	CV	211009X	
		CV seat repair kit	I	CV	211007X	
		2-Joint Driveshaft	I	5	5-153X	5-785X
		2-Joint Driveshaft	I	6	5-178X	5-799X
		3-Joint Driveshaft	J	5,6,7	5-178X	5-799X
		3-Joint Driveshaft	J	CB	210088-1X	
1977-1978	Wheel Joint	Lube fitting in brg. cup	I,J	1	5-760X	
		Lube fitting in brg. cup	I,J	1	5-297-1X	

4WD

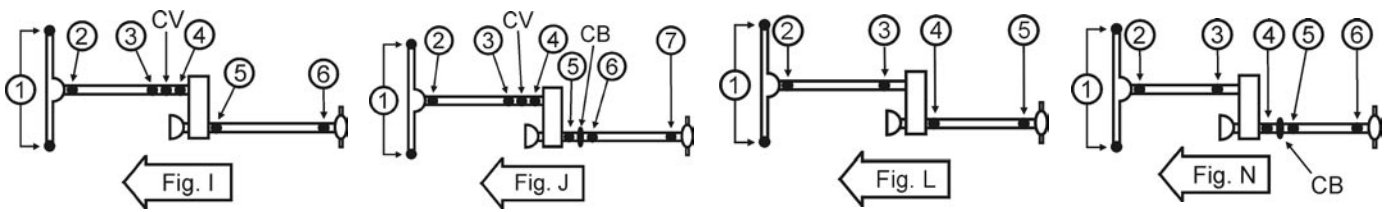


Year	Model & Description	Fig.	Location	Spicer Part No.	SPL Part No.
CHEVROLET					
K-20 SERIES PICK-UP					
1979-1981	CV ball & seat kit CV seat repair kit	I	2	5-153X	5-785X
		I	3,4	5-3147X	5-795X
		I	CV	211009X	
		I	CV	211007X	
	2-Joint Driveshaft	I	5	5-153X	5-785X
		I	6	5-178X	5-799X
	3-Joint Driveshaft	J	5,6,7	5-178X	5-799X
		J	CB	210088-1X	
	Wheel Joint	I,J	1	5-760X	
		I,J	1	5-297-1X	
1982-1986	CV ball & seat kit CV seat repair kit	I	2	5-153X	5-785X
		I	3,4	5-3147X	5-795X
		I	CV	211009X	
		I	CV	211007X	
	Wheel Joint	I	5,6	5-178X	5-799X
		I	1	5-760X	
	Lube fitting in brg. cup	I	1	5-297-1X	
1992-1993		L,N	2,3	5-3147X	5-795X
	2-Joint Driveshaft steel driveshaft yoke alum. driveshaft yoke	L	4,5	5-178X	5-799X
		L	4,5	5-447X	
	3-Joint Driveshaft steel driveshaft yoke w/AT w/MT	N	4,5,6	5-178X	5-799X
		N	CB	211793-1X	
		N	CB	211499X	
1994		L,N	2,3	5-3147X	5-795X
	2-Joint Driveshaft steel driveshaft yoke alum. driveshaft yoke	L	4,5	5-178X	5-799X
		L	4,5	5-447X	
	3-Joint Driveshaft steel driveshaft yoke w/MT1 AT & 6.5L Turbo diesel w/AT w/MT	N	4,5,6	5-178X	5-799X
		N	4,5,6	5-213X	5-790X
		N	CB	211793-1X	
		N	CB	211499X	
1995-1996		L,N	2,3	5-3147X	5-795X
	2-Joint Driveshaft steel driveshaft yoke alum. driveshaft yoke	L	4,5	5-178X	5-799X
		L	4,5	5-447X	
	3-Joint Driveshaft steel driveshaft yoke w/AT w/MT	N	4,5,6	5-178X	5-799X
		N	CB	211793-1X	
		N	CB	211499X	



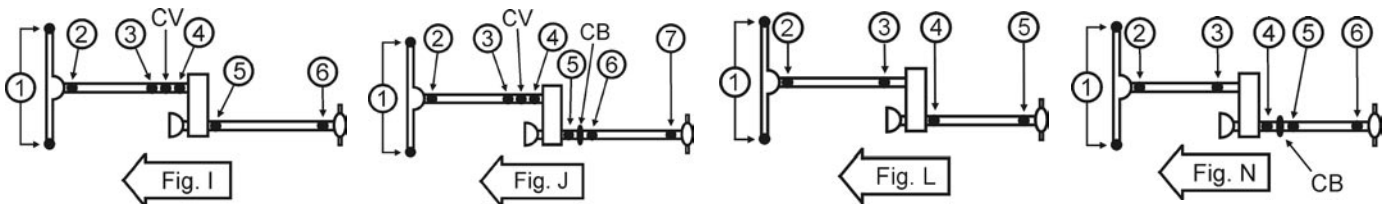
Year	Model & Description	Fig.	Location	Spicer Part No.	SPL Part No.
CHEVROLET					
K-20 SERIES PICK-UP					
1997	Reg. Cab w/8' Bed	L,N	2,3	5-3147X	5-795X
		L	4,5	5-178X	5-799X
	Ext. Cab w/AT	L	4,5	5-447X	
		N	CB	211793-1X	
	Ext. Cab w/MT	N	4,5,6	5-447X	
N		CB	211499X		
1998-1999		L,N	2,3	5-3147X	5-795X
		L	4,5	5-447X	
	Ext. Cab w/AT	N	CB	211793-1X	
		N	4,5,6	5-447X	
	Ext. Cab w/MT	N	CB	211499X	
N		CB	211499X		
K-20 SERIES SUBURBAN					
1968		L	2,3	5-153X	5-785X
	w/1.062" Brg. cup dia.	L	4,5	5-153X	5-785X
	w/1.188" Brg. cup dia.	L	4,5	5-178X	5-799X
1969		L	2,3	5-153X	5-785X
	w/1.062" Brg. cup dia.	L	4,5	5-153X	5-785X
	w/1.188" Brg. cup dia.	L	4,5	5-178X	5-799X
	Wheel Joint w/Inside Snap Ring	L	1	5-260X	
		L	1	5-282X	
1970-1971		L	2,3	5-153X	5-785X
	w/1.062" Brg. cup dia.	L	4,5	5-153X	5-785X
	w/1.188" Brg. cup dia.	L	4,5	5-178X	5-799X
	Wheel Joint w/Inside Snap Ring	L	1	5-260X	
1972		L	2,3	5-153X	5-785X
	w/1.062" Brg. cup dia.	L	4,5	5-153X	5-785X
	w/1.188" Brg. cup dia.	L	4,5	5-178X	5-799X
	Wheel Joint	L	1	5-760X	
1973-1974		I	2	5-153X	5-785X
		I	3,4	5-433-1X	
		I	5,6	5-178X	5-799X
	Wheel Joint	L	1	5-760X	
	1975-1976		I,J	2	5-153X
		I,J	3,4	5-433-1X	
2-Joint Driveshaft w/Full Time Transfer Case		I	5,6	5-153X	5-785X
		I	5,6	5-178X	5-799X
3-Joint Driveshaft w/Part Time Transfer Case		J	5,6,7	5-178X	5-799X
Wheel Joint		L	1	5-760X	

4WD



Important: See Safety Information in General Information Section (J300P-GI)

Year	Model & Description	Fig.	Location	Spicer Part No.	SPL Part No.
CHEVROLET					
K-20 SERIES SUBURBAN					
1977-1978		I,J	2	5-153X	5-785X
	w/outside snap rings	I,J	3,4	5-433-1X	
	w/inside snap rings	I,J	3,4	5-3147X	5-795X
	2-Joint Driveshaft w/1.062 Brg. cup dia. w/1.188" Brg. cup dia.	I	5	5-153X	5-785X
		I	6	5-178X	5-799X
	3-Joint Driveshaft w/1.188" Brg. cup dia.	J	5,6,7	5-178X	5-799X
Wheel Joint	I,J	1	5-760X		
1979-1981		I,J	2	5-153X	5-785X
	w/inside snap rings	I,J	3,4	5-3147X	5-795X
	2-Joint Driveshaft w/1.062 Brg. cup dia. w/1.188" Brg. cup dia.	I	5	5-153X	5-785X
		I	6	5-178X	5-799X
	3-Joint Driveshaft w/1.188" Brg. cup dia.	J	5,6,7	5-178X	5-799X
	Wheel Joint	I,J	1	5-760X	
1982-1986		I	2	5-153X	5-785X
	w/inside snap rings	I	3,4	5-3147X	5-795X
		I	5,6	5-153X	5-785X
	Wheel Joint	I	1	5-760X	
1992-2000		L	2,3	5-3147X	5-795X
		L	4,5	5-178X	5-799X
2001-2006		L	2,3	5-3147X	5-795X
	w/6.0L Eng.	L	4,5	5-178X	5-799X
	w/8.1L Eng.	L	4,5	5-160X	5-801X
K-30 SERIES PICK-UP					
1977-1978		N	2,3	5-153X	5-785X
		N	4,5,6	5-178X	5-799X
1979	CV centering yoke kit	J	2	5-178X	5-799X
		J	3,4	5-153X	5-785X
		J	CV	211355X	
		J	5,6,7	5-178X	5-799X
		J	CB	210088-1X	
	Wheel Joint	J	1	5-806X	
1980-1986	CV ball & seat kit CV seat repair kit	I,J	2	5-153X	5-785X
		I,J	3,4	5-3147X	5-795X
		I,J	CV	211009X	
		I,J	CV	211007X	
		I,J	5,6,7	5-178X	5-799X
	Wheel Joint	I,J	1	5-806X	

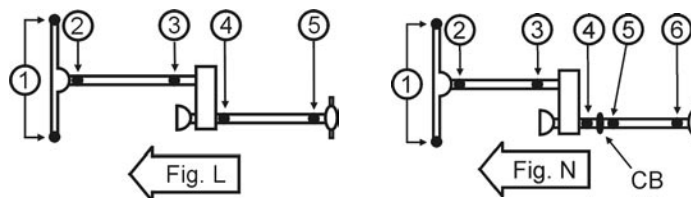


4WD



Year	Model & Description	Fig.	Location	Spicer Part No.	SPL Part No.
CHEVROLET					
K-30 SERIES PICK-UP					
1992-1998		L,N	2,3	5-3147X	5-795X
	2-Joint Driveshaft Regular Cab w/131.5" WB	L	4,5	5-178X	5-799X
	3-Joint steel driveshaft, 2 dr Chassis Cab & ext. Cab	N	4,5,6	5-178X	5-799X
		N	CB	211793-1X	
	4 Dr Chassis Cab w/steel driveshaft	N	4,5,6	5-178X	5-799X
N		CB	211735-1X		
1999		L,N	2,3	5-3147X	5-795X
	2-Joint Driveshaft Reg. Cab Pick up Chassis Cab w/135.5" or 141.5" WB	L	4,5	5-178X	5-799X
		L	4,5	5-160X	5-801X
	3-Joint Driveshaft Ext. Cab & Crew Cab Pick up Chassis Cab w/159.5", 168.5" or 183.5" WB	N	4,5,6	5-178X	5-799X
		N	4,5,6	5-160X	5-801X
LUV					
1979-1982		L,N	2	5-111X	
		L,N	3	5-1515X	
	2-Joint Driveshaft	L	4,5	5-111X	
	3-Joint Driveshaft	N	4,5,6	5-111X	
S-10 PICK-UP					
1983-1990		L	2,3	5-350X	
		L	4,5	5-3147X	5-795X
	Maxicab	N	4,5,6	5-3147X	5-795X
1991	w/Screw-on Slip Yoke Seal	L	2,3	5-350X	
	w/Press-on Slip Yoke Seal	L	2	5-1200X	
		L	3	5-153X	5-785X
		L	4,5	5-3147X	5-795X
1992-1993	w/Screw-on Slip Yoke Seal	L	2,3	5-350X	
	w/Press-on Slip Yoke Seal	L	3	5-153X	5-785X
		L	4,5	5-3147X	5-795X
1994		L	2	5-350X	
		L	4,5	5-3147X	5-795X
1995-1998		L	2,3	5-350X	
	Exc. ZR2 Pkg.	L	4,5	5-3147X	5-795X
	w/ZR2 High Wider Pkg, w/alum. driveshaft	L	5	5-791X	
		L	5	5-794X	
	Ext. Cab, Exc. ZR2 Pkg	N	4,5,6	5-3147X	5-795X
N		CB	210370-1X		
1999		L	2,3	5-350X	
	Exc. ZR2 Pkg.	L	4,5	5-3147X	5-795X
	Ext. Cab	N	4,5,6	5-3147X	5-795X

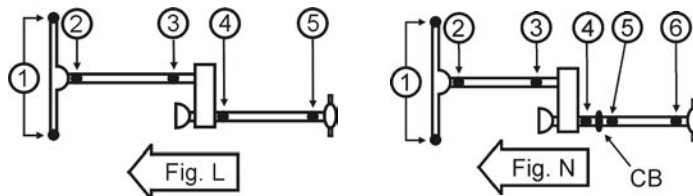
4WD



Important: See Safety Information in General Information Section (J300P-GI)

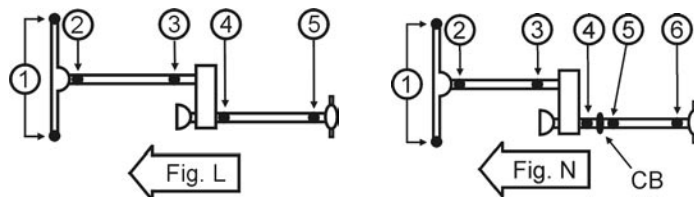
Year	Model & Description	Fig.	Location	Spicer Part No.	SPL Part No.	
CHEVROLET						
S-10 PICK-UP						
2000-2004		L	2	5-350X		
	Exc. ZR2 Pkg.	L	4,5	5-3147X	5-795X	
	Ext. Cab	N	4,5,6	5-3147X	5-795X	
SILVERADO 1500						
1999-2000	Regular Cab	L	2,3,4,5	5-3147X	5-795X	
	Ext. Cab, Short Bed	L	2,3	5-3147X	5-795X	
		L	4	5-213X	5-790X	
		L	5	5-212X	5-793X	
	Ext. Cab, Long Bed	N	2,3	5-3147X	5-795X	
		N	4,5	5-213X	5-790X	
N		6	5-212X	5-793X		
2001	1500 & 1500 HD Regular Cab Ext. Cab, Short Bed	L	2,3,4,5	5-3147X	5-795X	
		L	2,3	5-3147X	5-795X	
		L	4	5-213X	5-790X	
		L	5	5-212X	5-793X	
	Ext. Cab, Long Bed	N	2,3	5-3147X	5-795X	
		N	4,5	5-213X	5-790X	
		N	6	5-212X	5-793X	
2002-2003	1500 & 1500 HD Regular Cab Ext. Cab, Standard Bed Exc. w/4 Wheel Steering	L	2,3,4,5	5-3147X	5-795X	
		L	2,3	5-3147X	5-795X	
		L	4	5-213X	5-790X	
		L	5	5-212X	5-793X	
	w/4 Wheel Steering	L	2,3	5-3147X	5-795X	
		L	4,5	5-178X	5-799X	
		Ext. Cab, Long Bed Exc. w/4 Wheel Steering	N	2,3	5-3147X	5-795X
			N	4,5	5-213X	5-790X
	Crew Cab	N	6	5-212X	5-793X	
		N	2,3	5-3147X	5-795X	
	2004	Regular Cab Ext. Cab, Standard Bed Exc. 4 Wheel Steering	L	2,3,4,5	5-3147X	5-795X
			L	2,3	5-3147X	5-795X
L			4	5-213X	5-790X	
w/4 Wheel Steering		L	5	5-212X	5-793X	
		L	2,3	5-3147X	5-795X	
		L	4,5	5-178X	5-799X	

4WD



Year	Model & Description	Fig.	Location	Spicer Part No.	SPL Part No.
CHEVROLET					
SILVERADO 1500					
2004	Ext. Cab, Long Bed w/4 Wheel Steering	N	2,3	5-3147X	5-795X
		N	4,5	5-213X	5-790X
		N	6	5-212X	5-793X
	Crew Cab	N	2,3	5-3147X	5-795X
		N	4,5,6	5-178X	5-799X
2005	Regular Cab Rear Driveshaft w/inside snap rings Rear Driveshaft w/outside snap rings	L	2,3,4,5	5-3147X	5-795X
		L	2,3	5-3147X	5-795X
		L	4,5	5-178X	5-799X
	Ext. Cab, Standard Bed w/1.125" Brg. cup dia. Exc. w/4 Wheel Steering & Sport Suspension w/1.063" Brg. cup dia. w/1.063" & 1.125" Brg. cup dia.	L	2,3	5-3147X	5-795X
		L	4	5-213X	5-790X
		L	5	5-212X	5-793X
	Ext. Cab, Long Bed w/1.125" Brg. cup dia. w/1.063" Brg. cup dia. w/1.063" & 1.125" Brg. cup dia. w/1.125" bearing cap w/1.188" bearing cap	N	2,3	5-3147X	5-795X
		N	4,5	5-213X	5-790X
		N	6	5-212X	5-793X
		N	2,3	5-3147X	5-795X
		N	4,5,6	5-178X	5-799X
	Ext. Cab & Sport Suspension, w/4 Wheel Steering	L	2,3	5-3147X	5-795X
		L	4,5	5-178X	5-799X
	Crew Cab w/1.125" Brg. cup dia., Exc. w/4 Wheel Steering w/1.063" Brg. cup dia. w/1.063" & 1.125" Brg. cup dia. w/1.125" bearing cap w/1.188" bearing cap w/1.125" bearing cap, w/4 Wheel Steering w/1.188" bearing cap	L	2,3	5-3147X	5-795X
		L	4	5-213X	5-793X
		L	5	5-212X	5-793X
		L	2,3	5-3147X	5-795X
		L	4,5	5-178X	5-799X
		L	2,3	5-3147X	5-795X
		L	4,5	5-178X	5-799X
2006	Regular Cab, Ext. Cab-Std. Bed, Crew Cab	L	2,3	5-3147X	5-790X
		L	4,5	5-178XX	5-799X
	Ext. Cab - Long bed	N	2,3	5-3147X	5-790X
		N	4,5,6	5-178X	5-799X
SILVERADO 2500					
1999-2000	w/AT; Ext. Cab w/Long Bed	N	2,3	5-3147X	5-795X
		N	4,5,6	5-178X	5-799X
	w/AT; Exc. Ext. Cab w/Long Bed	L	2,3	5-3147X	5-795X
		L	4,5	5-178X	5-799X
	w/MT	L	2,3	5-3147X	5-795X
		L	4,5	5-160X	5-801X

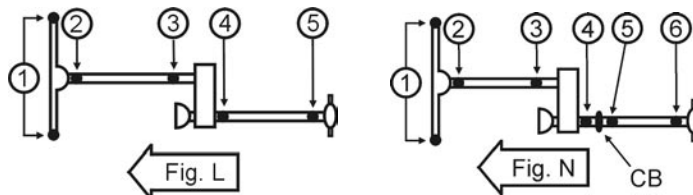
4WD



Important: See Safety Information in General Information Section (J300P-GI)

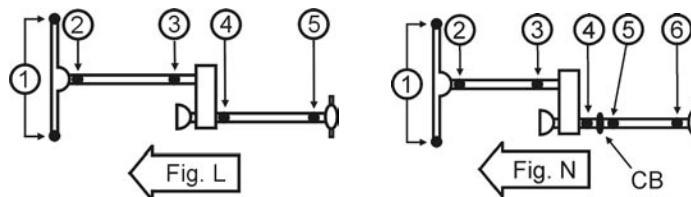
Year	Model & Description	Fig.	Location	Spicer Part No.	SPL Part No.	
CHEVROLET						
SILVERADO 2500						
2001		L	2,3	5-3147X	5-795X	
		L	4,5	5-178X	5-799X	
	2500 HD All Front Driveshafts Reg Cab w/5 Spd AT Reg Cab w/4 Spd AT or 5 Spd MT AAM 1415 Series Driveshaft Ext. Cab; Std. Bed w/AT or 5 Spd MT Crew Cab; Std. Bed w/AT Crew Cab; Long Bed w/AT Crew Cab; w/5 Spd MT 2-Joint Driveshaft w/6 Spd MT 3-Joint Driveshaft w/6 Spd MT		L,N	2,3	5-3147X	5-795X
			L	4,5	5-160X	5-801X
			L	4,5	N/A	
			L	4,5	5-160X	5-801X
			L	4,5	5-160X	5-801X
			N	4,5,6	5-160X	5-801X
			N	4,5,6	5-160X	5-801X
			L	4,5	5-188X	5-803X
			N	4,5,6	5-188X	5-803X
		2002		L	2,3	5-3147X
2-Joint Driveshaft w/3.622" Snap ring dim. w/4.187" Snap ring dim. w/133" WB, w/AAM 1415 Series Driveshaft	L		4,5	5-178X	5-799X	
	L		4,5	5-160X	5-801X	
	L		4,5	N/A		
	2500 HD All Front Driveshafts Reg Cab w/5 Spd AT Reg Cab w/4 Spd AT or 5 Spd MT AAM 1415 Series Driveshaft Ext. Cab; Std. Bed w/AT or 5 Spd MT Crew Cab; Std. Bed w/AT Crew Cab; Long Bed w/AT Crew Cab; w/5 Spd MT 2-Joint Driveshaft w/6 Spd MT 3-Joint Driveshaft w/6 Spd MT		L,N	2,3	5-3147X	5-795X
L			4,5	5-160X	5-801X	
L			4,5	N/A		
L			4,5	5-160X	5-801X	
L			4,5	5-160X	5-801X	
N			4,5,6	5-160X	5-801X	
N			4,5,6	5-160X	5-801X	
L			4,5	5-188X	5-803X	
N	4,5,6	5-188X	5-803X			

4WD



Year	Model & Description	Fig.	Location	Spicer Part No.	SPL Part No.
CHEVROLET					
SILVERADO 2500					
2003		L,N	2,3	5-3147X	5-795X
	2-Joint Driveshaft w/3.622" Snap ring dim. w/4.187" Snap ring dim. w/133" WB, w/AAM 1415 Series Driveshaft	L	4,5	5-178X	5-799X
		L	4,5	5-160X	5-801X
		L	4,5	N/A	
	3-Joint Driveshaft w/3.622" Snap ring dim.	N	4,5,6	5-178X	5-799X
	2500 HD All Front Driveshafts Reg Cab w/5-Speed AT Reg Cab w/4-Speed AT or 5-Speed MT AAM 1415 Series Driveshaft Ext. Cab; Std. Bed w/AT or 5 Spd MT Crew Cab; Std. Bed w/AT Crew Cab; Long Bed w/AT Crew Cab; w/5 Spd MT 2-Joint Driveshaft w/6 Spd MT 3-Joint Driveshaft w/6 Spd MT	L,N	2,3	5-3147X	5-795X
		L	4,5	5-160X	5-801X
		L	4,5	N/A	
		L	4,5	5-160X	5-801X
		L	4,5	5-160X	5-801X
		N	4,5,6	5-160X	5-801X
		N	4,5,6	5-160X	5-801X
		L	4,5	5-188X	5-803X
N		4,5,6	5-188X	5-803X	
2004		L,N	2,3	5-3147X	5-795X
	2-Joint Driveshaft w/3.622" Snap ring dim. w/4.187" Snap ring dim. w/133" WB, w/AAM 1415 Series Driveshaft	L	4,5	5-178X	5-799X
		L	4,5	5-160X	5-801X
		L	4,5	N/A	
	3-Joint Driveshaft w/3.622" Snap ring dim.	N	4,5,6	5-178X	5-799X
	2500 HD All Front Driveshafts Reg Cab; Std Bed w/5 Spd AT, w/1.188" Brg. Cap Dia. w/1.375" Brg. Cap Dia. Reg Cab; w/6 Spd MT Ext. Cab; Std. Bed w/4 Spd AT Ext. Cab; Std. Bed w/5-Speed AT, w/1.188" Brg. Cap Dia. Ext. Cab; Std. Bed w/5 Spd MT Ext. Cab; Std. Bed w/6-Speed MT Ext. Cab; Std. Bed w/5 Spd AT, w/1.375" Brg. Cap Dia. Crew Cab; Std. Bed w/AT Crew Cab; Long Bed w/AT Crew Cab; w/5 Spd MT Crew Cab; w/6 Spd MT 2-Joint Driveshaft w/133" WB w/AAM 1415 Series Driveshaft	L,N	2,3	5-3147X	5-795X
		L	4,5	5-160X	5-801X
		L	4,5	5-188X	5-803X
		L	4,5	5-188X	5-803X
		L	4,5	5-160X	5-801X
		L	4,5	5-160X	5-801X
		L	4,5	5-160X	5-801X
		L	4,5	5-188X	5-803X
		L	4,5	5-188X	5-803X
		L	4,5	5-160X	5-801X
		N	4,5,6	5-160X	5-801X
		N	4,5,6	5-160X	5-801X
N		4,5,6	5-188X	5-803X	
L		4,5	N/A		

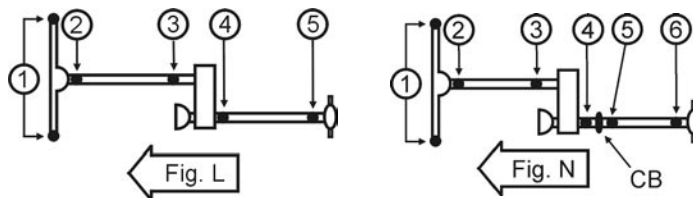
4WD



Important: See Safety Information in General Information Section (J300P-GI)

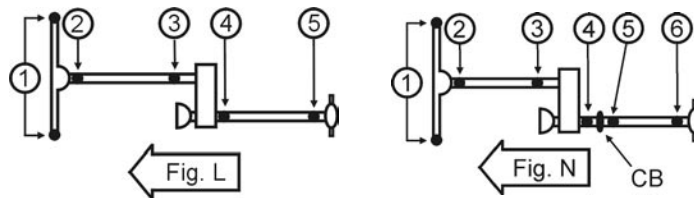
4WD

Year	Model & Description	Fig.	Location	Spicer Part No.	SPL Part No.
CHEVROLET					
SILVERADO 2500					
2005	2500 HD				
	All Front Driveshafts	L,N	2,3	5-3147X	5-795X
	Reg Cab w/5 Spd AT	L	4,5	5-188X	5-803X
	Reg Cab w/4 Spd AT or 5- Spd MT AAM 1415 Series Driveshaft	L	4,5	N/A	
	Reg Cab w/6 Spd MT	L	4,5	5-188X	5-803X
	Ext. Cab; Std Bed; w/4 Spd AT or 5 Spd MT	L	4,5	5-160X	5-801X
	Ext. Cab; Std. Bed w/5 Spd AT	L	4,5	5-188X	5-803X
	Ext. Cab; Std. Bed w/6 Spd MT	L	4,5	5-188X	5-803X
	Ext. Cab; Long Bed w/AT	L	4,5	5-160X	5-801X
	Ext. Cab; Long Bed w/5 Spd MT	N	4,5,6	5-160X	5-801X
	Ext. Cab; Long Bed w/6 Spd MT	N	4,5,6	5-188X	5-803X
	Crew Cab; Std. Bed w/AT	L	4,5	5-160X	5-801X
	Crew Cab; Long Bed w/AT	N	4,5,6	5-160X	5-801X
	Crew Cab; w/5 Spd MT	N	4,5,6	5-160X	5-801X
	Crew Cab; w/6 Spd MT	N	4,5,6	5-188X	5-803X
	2006	2500 HD			
All Front Driveshafts		L,N	2,3	5-3147X	5-795X
Reg Cab w/5 Spd AT		L	4,5	5-188X	5-803X
Reg Cab w/4 Spd AT or 5 Spd MT AAM 1415 Series Driveshaft		L	4,5	N/A	
Reg Cab w/6 Spd MT		L	4,5	5-188X	5-803X
Ext. Cab; Std Bed; w/4-Speed AT or 5-Speed MT		L	4,5	5-160X	5-801X
Ext. Cab; Std. Bed w/5 Spd AT		L	4,5	5-188X	5-803X
Ext. Cab; Std. Bed w/6 Spd MT		L	4,5	5-188X	5-803X
Ext. Cab; Long Bed w/AT		L	4,5	5-160X	5-801X
Ext. Cab; Long Bed w/5-Speed MT		N	4,5,6	5-160X	5-801X
Ext. Cab; Long Bed w/6 Spd MT		N	4,5,6	5-188X	5-803X
Crew Cab; Std. Bed w/AT		L	4,5	5-160X	5-801X
Crew Cab; Long Bed w/AT		N	4,5,6	5-160X	5-801X
Crew Cab; w/5 Spd MT		N	4,5,6	5-160X	5-801X
Crew Cab; w/6 Spd MT		N	4,5,6	5-188X	5-803X
2-Joint Driveshaft w/133" WB w/AAM 1415 Series Driveshaft		L	4,5	N/A	



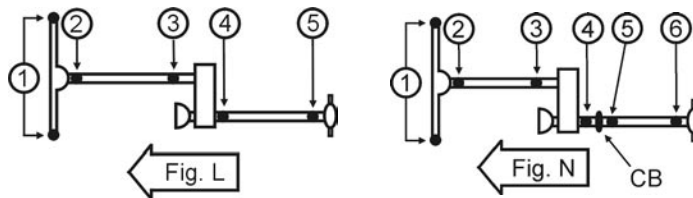
Year	Model & Description	Fig.	Location	Spicer Part No.	SPL Part No.	
CHEVROLET						
SILVERADO 3500						
2000		L,N	2,3	5-3147X	5-795X	
	Regular Cab Pick up	L	4,5	5-178X	5-799X	
	Ext. Cab & Crew Cab Pick up	N	4,5,6	5-178X	5-799X	
	Chassis Cab w/135.5" or 141.5" WB	L	4,5	5-160X	5-801X	
	w/159.5", 168.5" or 183.5" WB	N	4,5,6	5-160X	5-801X	
2001		L,N	2,3	5-3147X	5-795X	
	Regular Cab Pick up; w/5 Spd AT w/4 Spd AT or 5 Spd MT, w/AAM 1415 Series Driveshaft w/6 Spd MT	L	4,5	5-160X	5-801X	
		L	4,5	N/A		
		L	4,5	5-188X	5-803X	
	Extended Cab w/4 Spd AT or 5 Spd AT w/5-Spd MT w/6 Spd MT	L	4,5	5-160X	5-801X	
		N	4,5,6	5-160X	5-801X	
		N	4,5,6	5-188X	5-803X	
	Crew Cab w/AT or 5 Spd MT w/6 Spd MT	L	4,5,6	5-160X	5-801X	
		N	4,5,6	5-188X	5-803X	
	Chassis Cab w/137.5" WB, Exc. 6 Spd MT w/137.5" WB, w/6 Spd MT w/161.5" WB, Exc. 6 Spd MT w/161.5" WB, w/6 Spd MT	L	4,5	5-160X	5-801X	
		L	4,5	5-188X	5-803X	
		L	4,5,6	5-160X	5-801X	
		L	4,5,6	5-188X	5-803X	
	2002-2003		L,N	2,3	5-3147X	5-795X
		Regular Cab Pick up; w/5 Spd AT w/4 Spd AT or 5 Spd MT, w/AAM 1415 Series Driveshaft w/6 Spd MT	L	4,5	5-160X	5-801X
			L	4,5	N/A	
L			4,5	5-188X	5-803X	
Extended Cab w/4 Spd AT or 5 Spd AT w/5 Spd MT w/6 Spd MT		L	4,5	5-160X	5-801X	
		N	4,5,6	5-160X	5-801X	
		N	4,5,6	5-188X	5-803X	
Crew Cab w/AT or 5 Spd MT w/6 Spd MT		L	4,5,6	5-160X	5-801X	
		N	4,5,6	5-188X	5-803X	
Chassis Cab w/137.5" WB, Exc. 6 Spd MT w/137.5" WB, w/6 Spd MT w/161.5" WB, Exc. 6 Spd MT w/161.5" WB, w/6 Spd MT		L	4,5	5-160X	5-801X	
		L	4,5	5-188X	5-803X	
		L	4,5,6	5-160X	5-801X	
		L	4,5,6	5-188X	5-803X	

4WD



Important: See Safety Information in General Information Section (J300P-GI)

Year	Model & Description	Fig.	Location	Spicer Part No.	SPL Part No.
CHEVROLET					
SILVERADO 3500					
2004		L,N	2,3	5-3147X	5-795X
	Reg. Cab Pick up; w/5 Spd AT w/1.188" Brg. cup dia.	L	4,5	5-160X	5-801X
	w/1.375" Brg. cup dia.	L	4,5	5-188X	5-803X
	w/4 Spd AT or 5 Spd MT, AAM 1415 Series Driveshaft	L	4,5	N/A	
	w/6 Spd MT	L	4,5	5-188X	5-803X
	Ext. Cab w/5 Spd AT, w/1.375" Brg. cup dia.	L	4,5	5-160X	5-801X
	w/4 Spd AT or 5 Spd AT, w/1.188" Brg. cup dia.	L	4,5	5-160X	5-801X
	w/5 Spd MT	N	4,5,6	5-160X	5-801X
	w/6 Spd MT	N	4,5,6	5-188X	5-803X
	Crew Cab w/AT or 5 Spd MT	L	4,5,6	5-160X	5-801X
	w/6 Spd MT	N	4,5,6	5-188X	5-803X
	Chassis Cab w/137.5" WB, Exc. 6 Spd MT	L	4,5	5-160X	5-801X
	w/137.5" WB, w/6 Spd MT	L	4,5	5-188X	5-803X
	w/161.5" WB, Exc. 6 Spd MT	L	4,5,6	5-160X	5-801X
	w/161.5" WB, w/6 Spd MT	L	4,5,6	5-188X	5-803X
2005-2006		L,N	2,3	5-3147X	5-795X
	Reg. Cab Pick up; w/5 Spd AT	L	4,5	5-160X	5-801X
	w/4 Spd AT or 5 Spd MT, w/AAM 1415 Series Driveshaft	L	4,5	N/A	
	w/6 Spd MT	L	4,5	5-188X	5-803X
	Ext. Cab w/4 Spd AT or 5 Spd AT	L	4,5	5-160X	5-801X
	w/5 Spd MT	N	4,5,6	5-160X	5-801X
	w/6 Spd MT	N	4,5,6	5-188X	5-803X
	Crew Cab w/AT or 5 Spd MT	L	4,5,6	5-160X	5-801X
	w/6 Spd MT	N	4,5,6	5-188X	5-803X
	Chassis Cab w/137.5" WB, Exc. 6 Spd MT	L	4,5	5-160X	5-801X
	w/137.5" WB, w/6 Spd MT	L	4,5	5-188X	5-803X
	w/161.5" WB, Exc. 6 Spd MT	L	4,5,6	5-160X	5-801X
	w/161.5" WB, w/6 Spd MT	L	4,5,6	5-188X	5-803X
TAHOE					
1995-2006		L	2,3	5-3147X	5-795X
		L	4,5	5-3147X	5-795X
TRACKER					
1999-2003		L	2,3,4,5	5-1503X	
2004	2.5L w/AT	L	2,3,4,5	5-1503X	



Year	Model & Description	Fig.	Location	Spicer Part No.	SPL Part No.
CHEVROLET TRAILBLAZER					
2001		L	2	5-350X	
	Exc. 2 Dr. w/ZR2 "High Wider" sport pkg.	L	4,5	5-3147X	5-795X
	2 Door w/ZR2 "High Wider" sport pkg.	L	4,5	5-178X	5-779X
2002-2004		L	2	5-350X	
		L	4,5	5-3147X	5-795X
2005		L	2	5-350X	

V-10 SERIES PICK-UP

1987-1991		I	2	5-153X	5-785X
		I	3,4	5-3147X	5-795X
	CV ball & seat kit	I	CV	211009X	
	w/inside snap rings	I	5,6	5-3147X	5-795X
	w/outside snap rings	I	5,6	5-178X	5-799X
	Wheel Joint	I	1	5-760X	
	Lube fitting in brg. cup	I	1	5-297-1X	

V-10 SERIES SUBURBAN

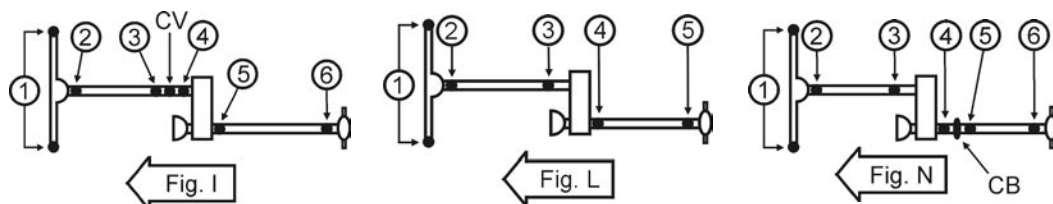
1987-1991		I	2	5-153X	5-785X
		I	3,4	5-3147X	5-795X
	CV ball & seat kit	I	CV	211009X	
	w/inside snap rings	I	5,6	5-3147X	5-795X
	w/outside snap rings	I	5,6	5-178X	5-799X
	Wheel Joint	I	1	5-760X	
	Lube fitting in brg. cup	I	1	5-297-1X	

V-20 SERIES PICK-UP

1987-1991	w/AT	L,N	2,3	5-3147X	5-795X
	w/MT	L,N	2	5-213X	5-790X
		L,N	3	5-212X	5-793X
	2-Joint Steel Driveshaft	L	4,5	5-178X	5-799X
	2-Joint Alum. Driveshaft	L	4,5	5-447X	
	3-Joint Driveshaft	N	4,5,6	5-178X	5-799X
Wheel Joint	L,N	1	5-760X		

V-20 SERIES SUBURBAN

1987-1991		I	2	5-153X	5-785X
		I	3,4	5-3147X	5-795X
	CV ball & seat kit	I	CV	211009X	
		I	5,6	5-178X	5-799X
	Wheel Joint	I	1	5-760X	



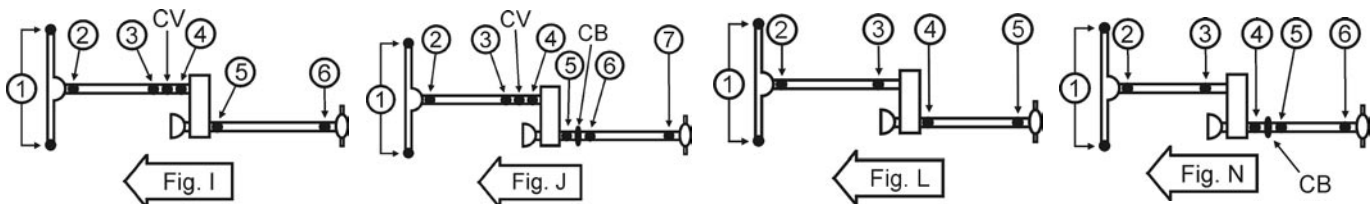
4WD



Important: See Safety Information in General Information Section (J300P-GI)

4WD

Year	Model & Description	Fig.	Location	Spicer Part No.	SPL Part No.
CHEVROLET					
V-30 SERIES PICK-UP					
1987	CV ball & seat kit CV seat repair kit	I,J	2	5-153X	5-785X
		I,J	3,4	5-3147X	5-795X
		I,J	CV	211009X	
		I,J	CV	211007X	
	2-Joint Driveshaft	I	5,6	5-178X	5-799X
	3-Joint Driveshaft	J	5,6,7	5-178X	5-799X
		J	CB	210088-1X	
	Wheel Joint w/1.188" Brg. cup dia. w/1.375" Brg. cup dia.	I,J	1	5-760X	
		I,J	1	5-806X	
	1988-1989	CV ball & seat kit	I,J	2	5-153X
I,J			3,4	5-3147X	5-795X
I,J			CV	211009X	
L,N			2,3	5-178X	5-799X
w/AT Exc. dual rear wheels		L,N	2,3	5-3147X	5-795X
w/MT or dual rear wheels		L,N	2	5-213X	5-790X
		L,N	3	5-212X	
2-Joint Driveshaft		I	5,6	5-178X	5-799X
3-Joint Driveshaft		J	5,6,7	5-178X	5-799X
		J	CB	210088-1X	
2-Joint alum. driveshaft		L	4,5	5-447X	
2-Joint Steel Driveshaft		L	4,5	5-178X	5-799X
3-Joint Driveshaft		N	4,5,6	5-178X	5-799X
Wheel Joint		I,J,L,N	1	5-760X	
1990	CV ball & seat kit	I,J	2	5-153X	5-785X
		I,J	3,4	5-3147X	5-795X
		I,J	CV	211009X	
	w/AT Exc. dual rear wheels	L,N	2,3	5-178X	5-799X
	w/MT or dual rear wheels	L,N	2	5-213X	5-790X
		L,N	3	5-212X	
	2-Joint Driveshaft	I	5,6	5-178X	5-799X
	3-Joint Driveshaft	J	5,6,7	5-178X	5-799X
		J	CB	210088-1X	
	2-Joint Driveshaft	L	4,5	5-178X	5-799X
	3-Joint Driveshaft w/std. Cab or Dual Rear Wheels w/ext. Cab Exc. Dual Rear Wheels	N	4,5,6	5-178X	5-799X
		N	4,5,6	5-178X	5-799X
	Wheel Joint	I,J,L,N	1	5-760X	



Year	Model & Description	Fig.	Location	Spicer Part No.	SPL Part No.	
CHEVROLET						
V-30 SERIES PICK-UP						
1991		I,J	2	5-153X	5-785X	
		I,J	3,4	5-3147X	5-795X	
		I	CV	211009X		
		CV ball & seat kit				
	w/AT Exc. dual rear wheels	L,N	2,3	5-178X	5-799X	
	w/MT or dual rear wheels	L,N	2	5-213X	5-790X	
		L,N	3	5-212X		
	2-Joint Driveshaft	I	5,6	5-178X	5-799X	
	3-Joint Driveshaft	J	5,6,7	5-178X	5-799X	
		J	CB	210088-1X		
	2-Joint Driveshaft	L	4,5	5-178X	5-799X	
3-Joint Driveshaft	N	4,5,6	5-178X	5-799X		
	w/std. Cab or Dual Rear Wheels	N	4,5,6	5-178X	5-799X	
	w/ext. Cab Exc. Dual Rear Wheels	N	4,5,6	5-178X	5-799X	
	Wheel Joint	I,J,L,N	1	5-760X		

4WD

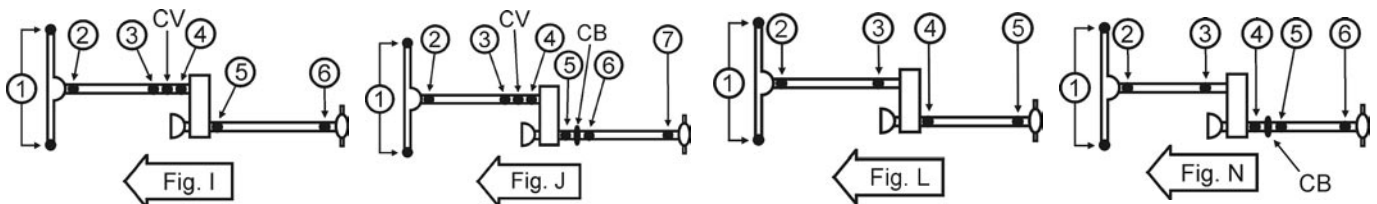
DODGE

COLT

1985-1990	Colt Vista	N	4,5,6	5-1503X	
-----------	------------	---	-------	---------	--

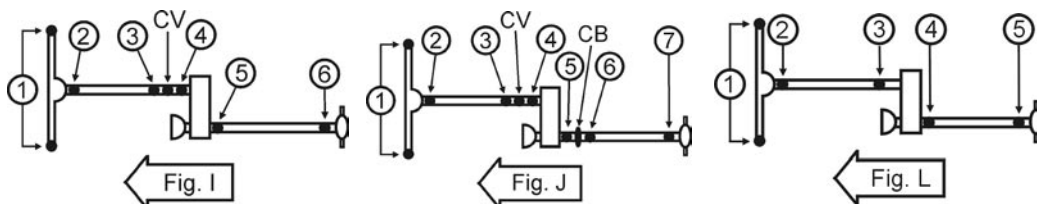
DAKOTA

1987		I,J	2 THRU 7	5-1306X	5-789X
		I	2 THRU 7	5-1306-1X	
1988-1994		I	2	5-353X	5-788X
		I	3,4	5-433-1X	
		I	CV	211355X	
		CV centering yoke kit			
	w/7290 Series 1.078" Brg. cup dia. Steel Shaft	I	5,6	5-1306X	5-789X
		I	5,6	5-1306-1X	
		Lube fitting in brg. cup alum. driveshaft			
	w/7290 Series 1.126" Brg. cup dia.	I	5,6	5-1309X	5-811X
1995-1998		I	2	5-353X	5-788X
		I	3,4	5-433-1X	
		I	CV	211355X	
		CV centering yoke kit			
	w/7290 Series 1.126" Brg. cup dia. Exc. Asian AT, 131" WB & 8.25" Axle	I	5,6	5-1309X	5-811X
1999		I	2	5-353X	5-788X
		I	3,4	5-433-1X	
		I	CV	211355X	
		CV centering yoke kit			
	1330 Series outside snap ring	I	5	5-213X	5-790X
	1330 x 7290 Series, w/(2) Outside & (2) Inside snap rings	I	6	5-797X	
	w/7260 Series 1.078" Brg. cup dia., Inside snap rings	I	5,6	5-1306X	5-789X
w/7290 Series 1.126" brg. cup dia., Inside snap rings	I	5,6	5-1309X	5-811X	



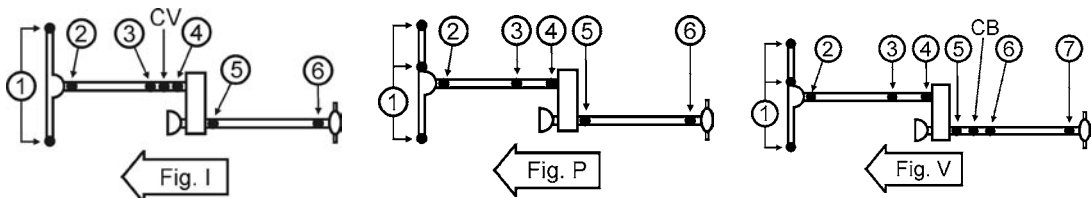
Important: See Safety Information in General Information Section (J300P-GI)

Year	Model & Description	Fig.	Location	Spicer Part No.	SPL Part No.
DODGE					
DAKOTA					
2000-2006	w/double cardan shaft	I	2,3,4	5-153X	5-785X
	2-Joint Driveshaft	I	5,6	5-213X	5-790X
DURANGO					
1998		I	2	5-153X	5-785X
		I	3,4	5-433-1X	
		I	5,6	5-1309X	
1999		I	2	5-153X	5-785X
		I	3,4	5-433-1X	
		I	5	5-213X	5-790X
		I	6	5-796X	
2000		I	2	5-153X	5-785X
		I	3,4	5-433-1X	
		I	5,6	5-213X	5-790X
2001-2003		I	2	5-153X	5-785X
		I	3,4	N/A	
		I	5,6	5-213X	5-790X
2004-2006		I	2	5-153X	5-785X
		I	3,4	N/A	
		I	5,6	5-3147X	5-795X
POWER RAM 50					
1982-1989		L	2,3	5-1503X	
		L	4,5	5-1516X	
1990-1994		L	2,3	5-1503X	
		L	4,5	5-1516X	
		J	5,6,7	5-1516X	
RAIDER					
1987-1990	Exc. 3.0L Eng.	L	2,3	5-1503X	
		L	4,5	5-1516X	



Year	Model & Description	Fig.	Location	Spicer Part No.	SPL Part No.
DODGE					
RAM 1500					
1994	Wheel Joint Lube fitting in brg. cup	P,V	2	5-1309X	5-811X
		P,V	3,4	5-433-1X	
		P,V	5,6,7	5-1309X	5-811X
		P,V	1	5-760X	
		P,V	1	5-297-1X	
1995-1997	w/1.188" Brg. cup dia. w/1.126" Brg. cup dia. Wheel Joint Lube fitting in brg. cup	P,V	2	5-1309X	5-811X
		P,V	3,4	5-213X	5-790X
		P,V	5,6,8	5-160X	5-801X
		P,V	5,6,8	5-1309X	5-811X
		P,V	1	5-760X	
		P,V	1	5-297-1X	
1998	w/2 inside & 2 outside snap rings w/1.188" Brg. cup dia. w/1.126" Brg. cup dia. Wheel Joint Lube fitting in brg. cup	P,V	2	5-1309X	5-811X
		P,V	2	5-796X	
		P,V	3,4	5-213X	5-790X
		P,V	5,6,8	5-160X	5-801X
		P,V	5,6,8	5-1309X	5-811X
		P,V	1	5-760X	
1999	Exc. Club & Quad Cab; w/Long Bed Club & Quad Cab Wheel Joint Lube fitting in brg. cup	P,V	2	5-796X	
		P,V	3,4	5-213X	5-790X
		P	5	5-213X	5-790X
		P	6	5-796X	
		V	5,6	5-213X	5-790X
		V	8	5-796X	
2000	Exc. Club & Quad Cab; w/Long Bed Club & Quad Cab Wheel Joint Lube fitting in brg. cup	P,V	2,3,4	5-213X	5-790X
		P	5	5-213X	5-790X
		P	6	5-796X	
		V	5,6,8	5-213X	5-790X
		P,V	1	5-760X	
		P,V	1	5-297-1X	
2001	Exc. Club & Quad Cab; w/Long Bed Club & Quad Cab Wheel Joint Lube fitting in brg. cup	P,V	2,3,4	5-213X	5-790X
		P	5,6	5-213X	5-790X
		V	5,6,8	5-213X	5-790X
		P,V	1	5-760X	
		P,V	1	5-297-1X	

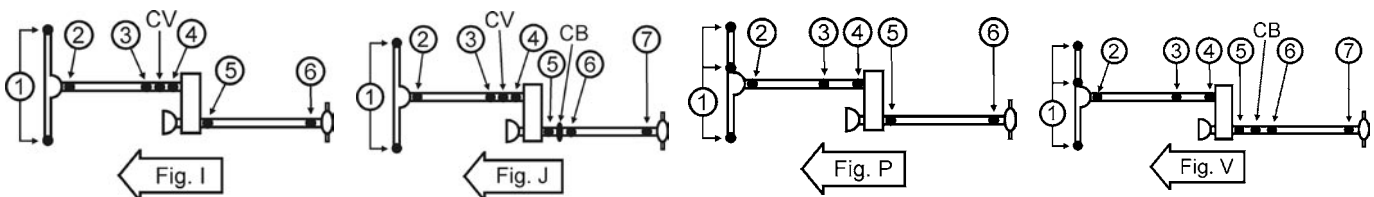
4WD



Important: See Safety Information in General Information Section (J300P-GI)

Year	Model & Description	Fig.	Location	Spicer Part No.	SPL Part No.
DODGE					
RAM 1500					
2002-2006		P,V	2	5-213X	5-790X
	Exc. Club & Quad Cab; w/Long Bed	P	5,6	5-213X	5-790X
	Club & Quad Cab	V	5,6,8	5-213X	5-790X
RAM 2500					
1994		I,J	2	5-1309X	5-811X
		I,J	3,4	5-433-1X	
		I,J	5,6,7	5-1309X	5-811X
	Wheel Joint Dana Model 44 Axle	I,J	1	5-760X	
	Lube fitting in brg. cup Dana Model 60 Axle	I,J	1	5-297-1X	
		I,J	1	5-806X	
1995-1997		I,J	2	5-1309X	5-811X
		I,J	3,4	5-1203X	
	w/9 1/4" Chrysler axle & 7290 Series, w/1.126" Brg. cup dia.	I,J	5,6,7	5-1309X	5-811X
	w/Dana Axle & 1.188" Brg. cup dia.	I,J	5,6,7	5-160X	5-801X
	Wheel Joint Dana Model 44 Axle	I,J	1	5-760X	
	Lube fitting in brg. cup Dana Model 60 Axle	I,J	1	5-297-1X	
		I,J	1	5-806X	
1998-1999	w/outside snap ring in Slip Yoke	I,J	2	5-796X	
	w/inside snap ring in Slip Yoke	I,J	2	5-1309X	5-811X
		I,J	3,4	5-213X	5-790X
	2-Joint Driveshaft	I	5,6	5-160X	5-801X
	3-Joint Driveshaft	J	5,6,7	5-160X	5-801X
	Wheel Joint Dana Model 44 Axle	I,J	1	5-760X	
	Lube fitting in brg. cup Dana Model 60 Axle	I,J	1	5-297-1X	
		I,J	1	5-806X	
2000		I,J	2,3,4	5-213X	5-790X
	2-Joint Driveshaft	I	5,6	5-160X	5-801X
	3-Joint Driveshaft	J	5,6,7	5-160X	5-801X
	Wheel Joint Dana Model 60 Axle	I,J	1	5-806X	
2001-2002		I,J	2,3,4	5-213X	5-790X
	2-Joint Driveshaft	I	5,6	5-160X	5-801X
	3-Joint Driveshaft	J	5,6,7	5-160X	5-801X
	Wheel Joint	I,J	1	5-806X	

4WD

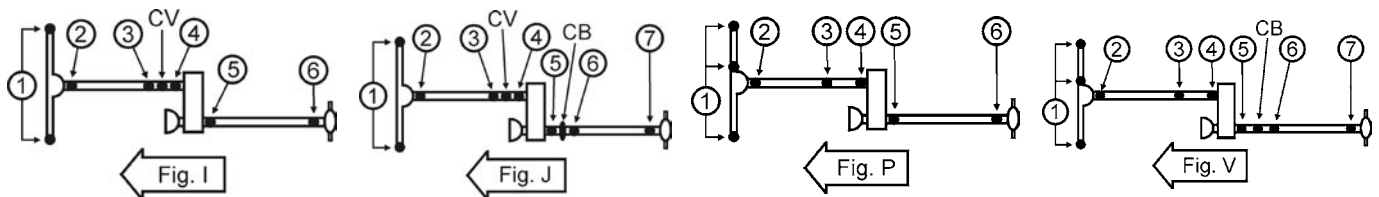


Year	Model & Description	Fig.	Location	Spicer Part No.	SPL Part No.
DODGE					
RAM 2500					
2003-2004	Front shaft w/Spicer CV Head	I,J	2	5-3147X	5-795X
		I,J	3,4	5-213X	5-790X
	Front shaft w/AAM 1355 Series CV Head	I,J	2	5-3147X	5-795X
		I,J	3,4	N/A	
	2-Joint Driveshaft w/Spicer 1410 Series Driveshaft w/AAM 1415 or 1485 Series Driveshaft	I	5,6	5-160X	5-801X
		I	5,6	N/A	
3-Joint Driveshaft w/Spicer 1410 Series Driveshaft w/AAM 1415 or 1485 Series Driveshaft	J	5,6,7	5-160X	5-801X	
	J	5,6,7	N/A		
Wheel Joint w/AAM Front Axle	I,J	1		5006813	
2005	Front shaft w/Spicer CV Head	I,J	2	5-3147X	5-795X
		I,J	3,4	5-213X	5-790X
	Front shaft w/AAM 1355 Series CV Head	I,J	2	5-3147X	5-795X
		I,J	3,4	N/A	
	2-Joint Driveshaft w/AAM 1415 or 1485 Series Driveshaft	I	5,6	N/A	
	3-Joint Driveshaft w/AAM 1415 or 1485 Series Driveshaft	J	5,6,7	N/A	
Wheel Joint w/AAM Front Axle	I,J	1		5006813	
2006	Front shaft w/AAM 1355 Series CV Head	I,J	2	5-3147X	5-795X
		I,J	3,4	N/A	
	2-Joint Driveshaft w/AAM 1415 or 1485 Series Driveshaft	I	5,6	N/A	
	3-Joint Driveshaft w/AAM 1415 or 1485 Series Driveshaft	J	5,6,7	N/A	
Wheel Joint w/AAM Front Axle	I,J	1		5006813	

4WD

RAM 3500 PICK-UP

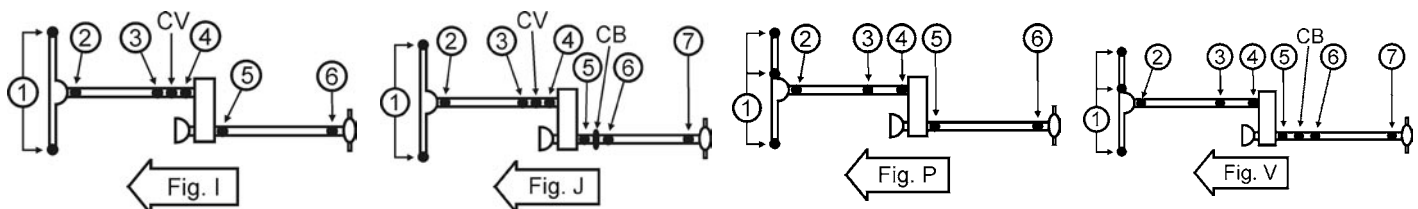
1994		P,V	2	5-1309X	5-811X
		P,V	3,4	5-433-1X	
		P,V	5,6,7	5-1309X	5-811X
	Wheel Joint	P,V	1	5-806X	
1995-1997		P,V	2	5-1309X	5-811X
		P,V	3,4	5-1203X	5-790X
	w/Dana Axle & 1.188" Brg. cup dia.	P,V	5,6,7	5-160X	5-801X
	w/9 1/4" Chrysler Axle & 7290 Series, w/1.126" Brg. cup dia.	P,V	5,6,7	5-1309X	5-811X
Wheel Joint	P,V	1	5-806X		
1998-1999	1330 x 7290 Series, w/(2) outside & (2) inside snap ring brg. caps	P,V	2	5-796X	
		P,V	2	5-1309X	5-811X
	2-Joint Driveshaft w/1.062" outside snap ring brg. caps w/1.188" outside snap ring brg. caps w/1.125" inside snap ring brg. caps	P,V	3,4	5-213X	5-790X
		P	5,6	5-213X	5-790X
		P	5,6	5-160X	5-801X
	3-Joint Driveshaft w/1.188" outside snap ring brg. caps	P	5,6	5-1309X	5-811X
Wheel Joint	V	5,6,7	5-160X	5-801X	
		P,V	1	5-806X	



Important: See Safety Information in General Information Section (J300P-GI)

Year	Model & Description	Fig.	Location	Spicer Part No.	SPL Part No.
DODGE					
RAM 3500 PICK-UP					
2000-2001		P,V	2,3,4	5-213X	5-790X
	2-Joint Driveshaft w/1.062" outside snap ring brg. caps w/1.188" outside snap ring brg. caps 3.625" cap to cap lockup 4.188" cap to cap lockup	P	5,6	5-213X	5-790X
		P	5,6	5-178X	5-799X
		P	5,6	5-160X	5-801X
	3-Joint Driveshaft w/1.188" outside snap ring brg. caps w/1.188" outside snap ring brg. caps	V	5,6,7	5-160X	5-801X
V		CB	211963-1X		
Wheel Joint	P,V	1	5-806X		
2002		I,J	2,3,4	5-213X	5-790X
	2-Joint Driveshaft w/1.062" outside snap ring brg. caps w/1.188" outside snap ring brg. caps 3.625" cap to cap lockup 4.188" cap to cap lockup	I	5,6	5-213X	5-790X
		I	5,6	5-178X	5-799X
		I	5,6	5-160X	5-801X
	3-Joint Driveshaft w/1.188" outside snap ring brg. caps w/1.188" outside snap ring brg. caps	J	5,6,7	5-160X	5-801X
J		CB	211963-1X		
Wheel Joint	I,J	1	5-806X		
2003-2004	Front Shaft w/Spicer CV Head	I,J	2	5-3147X	5-795X
		I,J	3,4	5-213X	5-790X
	Front Shaft w/AAM 1355 Series CV Head	I,J	2	5-3147X	5-795X
		I,J	3,4	N/A	
	2-Joint Driveshaft w/Spicer 1410 Series Driveshaft w/AAM 1415 Series Driveshaft w/AAM 1485 Series Driveshaft	I	5,6	5-160X	5-801X
		I	5,6	N/A	
		I	5,6	N/A	
	3-Joint Driveshaft w/Spicer 1410 Series Driveshaft w/AAM 1415 Series Driveshaft w/AAM 1485 Series Driveshaft	J	5,6,7	5-160X	5-801X
		J	5,6,7	N/A	
		J	5,6,7	N/A	
Wheel Joint w/AAM Front Axle	I,J	1		5006813	
2005	Front Shaft w/Spicer CV Head	I,J	2	5-3147X	5-795X
		I,J	3,4	5-213X	5-790X
	Front Shaft w/AAM 1355 Series CV Head	I,J	2	5-3147X	5-795X
		I,J	3,4	N/A	
	2-Joint Driveshaft w/AAM 1415 Series Driveshaft w/AAM 1485 Series Driveshaft	I	5,6	N/A	
		I	5,6	N/A	
	3-Joint Driveshaft w/AAM 1415 Series Driveshaft w/AAM 1485 Series Driveshaft	J	5,6,7	N/A	
		J	5,6,7	N/A	
Wheel Joint w/AAM Front Axle	I,J	1		5006813	

4WD



Year	Model & Description	Fig.	Location	Spicer Part No.	SPL Part No.
------	---------------------	------	----------	-----------------	--------------

DODGE

RAM 3500 PICK-UP

2006	Front Shaft w/AAM 1355 Series CV Head	I,J	2	5-3147X	5-795X
		I,J	3,4	N/A	
	2-Joint Driveshaft w/AAM 1415 Series Driveshaft w/AAM 1485 Series Driveshaft	I	5,6	N/A	
		I	5,6	N/A	
	3-Joint Driveshaft w/AAM 1415 Series Driveshaft w/AAM 1485 Series Driveshaft	J	5,6,7	N/A	
Wheel Joint w/AAM Front Axle	I,J	1		5006813	

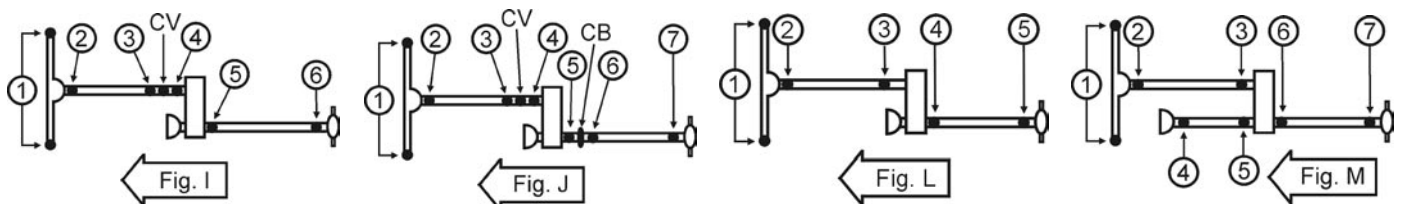
RAMCHARGER AW100

1974-1977	w/outside snap rings	I	2,3,4	5-153X	5-785X
		I	CV	211355X	
	w/inside snap rings	I	2	5-1306-1X	
		I	3,4	5-3147X	5-795X
		I	CV	211009X	
		I	CV	211007X	
		I	5,6	5-1306-1X	
	Wheel Joint	I	1	5-760X	
		I	1	5-297-1X	
	1978-1981	CV Centering Yoke Kit	I	2	5-1306-1X
I			3,4	5-3147X	5-795X
I			CV	211009X	
I			CV	211007X	
I			5	5-1306X	5-789X
I			6	5-1309X	5-811X
Wheel Joint		I	1	5-760X	
		I	1	5-297-1X	
1982-1993	w/7260 Series 1.078" Brg. cup dia.	I	2,5,6	5-1306X	5-789X
	w/7290 Series 1.126" Brg. cup dia.	I	2,5,6	5-1309X	5-811X
		I	3,4	5-3147X	5-795X
		I	CV	211009X	
	CV ball & seat kit CV seat repair kit	I	CV	211007X	
		I	1	5-760X	
	Wheel Joint	I	1	5-297-1X	

W100/W150 SERIES

1958-1960		M	2 THRU 7	5-1200X	
1961-1971	Lube fitting in brg. cup	L	2,3,4,5	5-1306X	5-789X
		L	2,3,4,5	5-1306-1X	
	Wheel Joint w/inside snap rings w/outside snap rings	L	1	5-74X	
		L	1	5-86X	

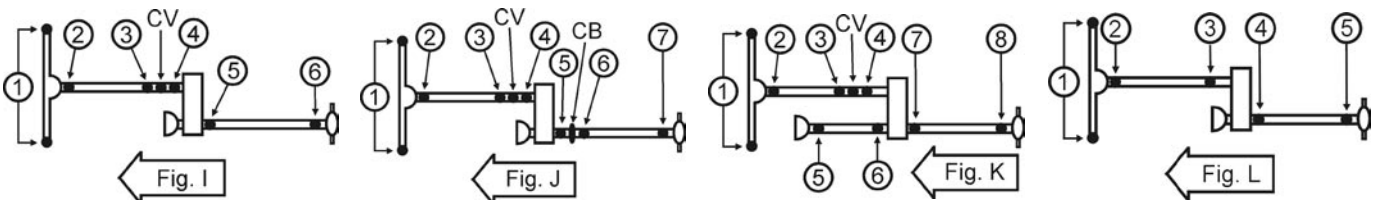
4WD



Important: See Safety Information in General Information Section (J300P-GI)

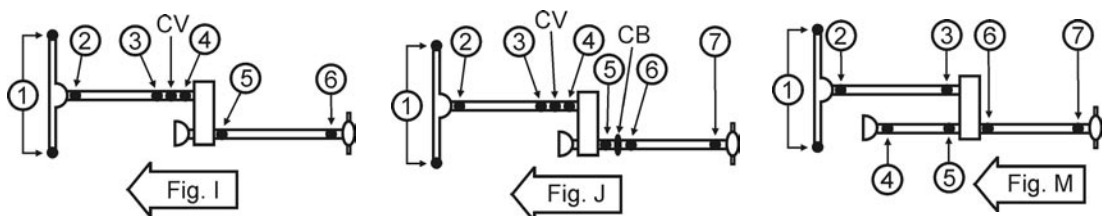
4WD

Year	Model & Description	Fig.	Location	Spicer Part No.	SPL Part No.
DODGE					
W100/W150 SERIES					
1972	Wheel Joint w/1.062" Brg. cup dia. w/1.188" Brg. cup dia.	L	2,3,4,5	5-1306X	5-789X
		L	2,3,4,5	5-1306-1X	
		L	1	5-260X	
		L	1	5-760X	
		L	1	5-297-1X	
1973-1974	Wheel Joint	L	2,3,4,5	5-1306X	5-789X
		L	2,3,4,5	5-1306-1X	
		L	1	5-760X	
		L	1	5-297-1X	
1975	w/outside snap rings	K	2,3,4	5-153X	5-785X
		K	CV	211355X	
	w/inside snap rings	K	2,5,6,7	5-1306-1X	
		K	3,4	5-3147X	5-795X
		K	CV	211009X	
		K	CV	211007X	
	Wheel Joint	K	8	5-1309X	5-811X
		K	1	5-760X	
1976-1977	w/outside snap rings	K	2,3,4	5-153X	5-785X
		K	CV	211355X	
	w/inside snap rings	K	2,5,6,7	5-1306-1X	
		K	3,4	5-3147X	5-795X
		K	CV	211009X	
		K	CV	211007X	
	Wheel Joint	K	8	5-1309X	5-811X
		K	1	5-760X	
1978-1981	w/1.078" Brg. cup dia.	L	2	5-1306X	5-789X
		L	2	5-1306-1X	
		L	3,4	5-3147X	5-795X
		L	CV	211009X	
		L	CV	211007X	
		L	5,6,7	5-1306X	5-789X
	w/1.126" Brg. cup dia.	L	5,6,7	5-1306-1X	
		L	6,7	5-1309X	5-811X
	Wheel Joint	J	CB	210088-1X	
		L	1	5-760X	
		L	1	5-297-1X	
		L	1	5-297-1X	



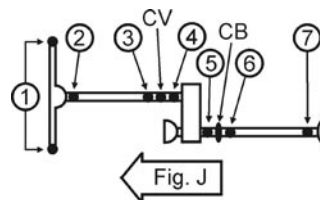
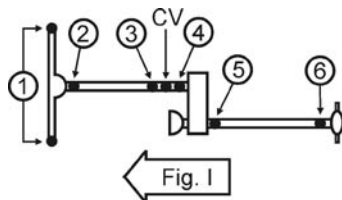
Year	Model & Description	Fig.	Location	Spicer Part No.	SPL Part No.
DODGE					
W100/W150 SERIES					
1982-1988		I,J	3,4	5-3147X	5-795X
	CV ball & seat kit	I,J	CV	211009X	
	CV seat repair kit	I,J	CV	211007X	
		I,J	2,5,6,7	5-1306X	5-789X
	Lube fitting in brg. cup	I,J	2,5,6,7	5-1306-1X	
		J	CB	210088-1X	
Wheel Joint		I,J	1	5-760X	
	Lube fitting in brg. cup	I,J	1	5-297-1X	
1989-1993	w/7260 Series 1.078" Brg. cup dia.	I,J	2	5-1306-1X	
	w/7290 Series 1.126" Brg. cup dia.	I,J	2	5-1309X	5-811X
		I,J	3,4	5-3147X	5-795X
	CV ball & seat kit	I,J	CV	211009X	
	CV seat repair kit	I,J	CV	211007X	
	w/Diesel Eng. 1.188" Brg. cup dia.	I,J	5,6,7	5-160X	5-801X
		J	CB	210866-1X	
	w/Gasoline Eng. w/7260 Series 1.078" Brg. cup dia.	I,J	5,6,7	5-1306-1X	
	w/7290 Series 1.126" Brg. cup dia.	I,J	5,6,7	5-1309X	5-811X
		J	CB	210088-1X	
	Wheel Joint	I,J	1	5-760X	
		Lube fitting in brg. cup	I,J	1	5-297-1X
W200/W250 SERIES					
1958-1960		M	2 THRU 7	5-1200X	
1961-1971		M	2 THRU 7	5-1306-1X	
	Wheel Joint				
	w/outside snap rings	M	1	5-86X	
	w/inside snap rings	M	1	5-74X	
1972		M	2 THRU 7	5-1306-1X	
	Wheel Joint				
	w/1.062" Brg. cup dia.	M	1	5-260X	
	Lube fitting in brg. cup	M	1	5-260-1X	
	w/1.188" Brg. cup dia.	M	1	5-760X	
	Lube fitting in brg. cup	M	1	5-297-1X	
1973-1974		M	2 THRU 7	5-1306-1X	
	Wheel Joint				
		M	1	5-760X	
	Lube fitting in brg. cup	M	1	5-297-1X	

4WD



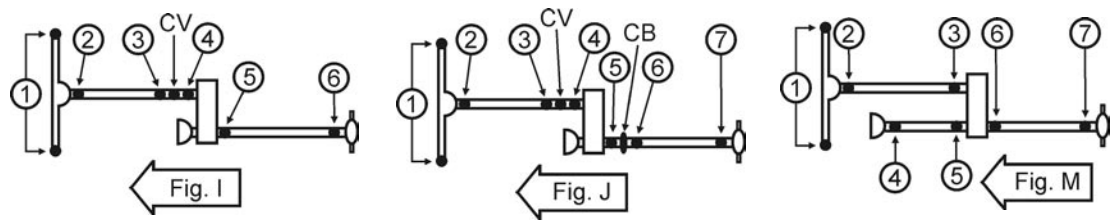
Important: See Safety Information in General Information Section (J300P-GI)

Year	Model & Description	Fig.	Location	Spicer Part No.	SPL Part No.	
DODGE						
W200/W250 SERIES						
1975-1977	w/outside snap rings	I	2,3,4	5-153X	5-785X	
		CV Centering Yoke Kit	I	CV	211355X	
	w/inside snap rings	I	2	5-1306-1X		
			I	3,4	5-3147X	5-795X
		CV ball & seat kit	I	CV	211009X	
		CV seat repair kit	I	CV	211007X	
			I	5,6	5-1306X	5-789X
		Lube fitting in brg. cup	I	5,6	5-1306-1X	
		Wheel Joint w/1.062" Brg. cup dia.	I,J	1	5-760X	
	Lube fitting in brg. cup	I,J	1	5-297-1X		
	w/1.375" Brg. cup dia.	I,J	1	5-806X		
1978						
		Lube fitting in brg. cup	I,J	2	5-1306X	5-789X
			I,J	2	5-1306-1X	
			I,J	3,4	5-3147X	5-795X
		CV ball & seat kit	I,J	CV	211009X	
		CV seat repair kit	I,J	CV	211007X	
		w/1.078" Brg. cup dia.	I,J	5,6,7	5-1306X	5-789X
		Lube fitting in brg. cup	I,J	5,6,7	5-1306-1X	
		w/1.126" Brg. cup dia.	I,J	5,6,7	5-1309X	5-811X
			J	CB	210088-1X	
		Wheel Joint w/1.062" Brg. cup dia.	I,J	1	5-760X	
	Lube fitting in brg. cup	I,J	1	5-297-1X		
	w/1.375" Brg. cup dia.	I,J	1	5-806X		
1979-1981						
		Lube fitting in brg. cup	I,J	2	5-1306-1X	
			I,J	3,4	5-3147X	5-795X
		CV ball & seat kit	I,J	CV	211009X	
		CV seat repair kit	I,J	CV	211007X	
		w/1.078" Brg. cup dia.	I,J	5,6,7	5-1306X	5-789X
		Lube fitting in brg. cup	I,J	5,6,7	5-1306-1X	
		w/1.126" Brg. cup dia.	I,J	6,7	5-1309X	5-811X
			J	CB	210088-1X	
		Wheel Joint w/1.062" Brg. cup dia.	I,J	1	5-760X	
	Lube fitting in brg. cup	I,J	1	5-297-1X		
	w/1.375" Brg. cup dia.	I,J	1	5-806X		
1982-1985						
		Lube fitting in brg. cup	I	2,5,6	5-1306X	5-789X
			I	2,5,6	5-1306-1X	
			I	3,4	5-3147X	5-795X
		CV ball & seat kit	I	CV	211009X	
	CV seat repair kit	I	CV	211007X		

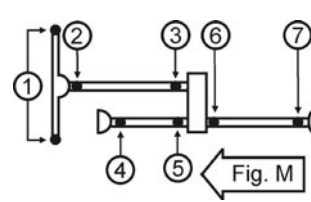
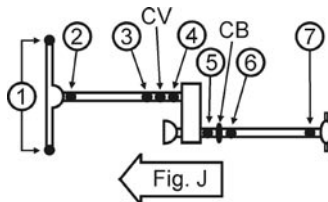
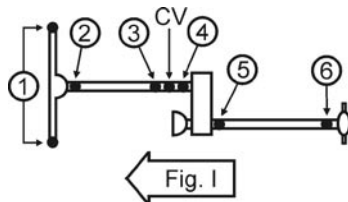


Year	Model & Description	Fig.	Location	Spicer Part No.	SPL Part No.	
DODGE						
W200/W250 SERIES						
1982-1985	Wheel Joint	I	1	5-760X		
	Lube fitting in brg. cup	I	1	5-297-1X		
1986-1988	Wheel Joint	Lube fitting in brg. cup	2,5,6	5-1306X	5-789X	
			2,5,6	5-1306-1X		
		3,4	5-3147X	5-795X		
		CV	211009X			
	CV seat repair kit	CV	211007X			
	Dana Model 44 Axle	Lube fitting in brg. cup	I,J	1	5-760X	
Dana Model 60 Axle	Lube fitting in brg. cup	I,J	1	5-297-1X		
		I,J	1	5-806X		
1989-1993	w/7260 Series 1.078" Brg. cup dia.	Lube fitting in brg. cup	I,J	2	5-1306X	5-789X
			I,J	2	5-1306-1X	
	w/7290 Series 1.126" Brg. cup dia.	Lube fitting in brg. cup	I,J	2	5-1309X	5-811X
			I,J	3,4	5-3147X	5-795X
		CV ball & seat kit	I,J	CV	211009X	
		CV seat repair kit	I,J	CV	211007X	
	w/Gasoline Eng. w/7260 Series 1.078" Brg. cup dia.	Lube fitting in brg. cup	I,J	5,6,7	5-1306X	5-789X
			I,J	5,6,7	5-1306-1X	
	w/7290 Series 1.126" Brg. cup dia.	Lube fitting in brg. cup	I,J	5,6,7	5-1309X	5-811X
			J	CB	210088-1X	
	w/Diesel Eng. 1.188" Brg. cup dia.	Lube fitting in brg. cup	I,J	5,6,7	5-160X	5-801X
			J	CB	210866-1X	
	Wheel Joint Dana Model 44 Axle	Lube fitting in brg. cup	I,J	1	5-760X	
			I,J	1	5-297-1X	
			I,J	1	5-806X	
	Dana Model 60 Axle	Lube fitting in brg. cup	I,J	1	5-760X	
I,J			1	5-297-1X		
I,J			1	5-806X		
W300/W350 SERIES						
1957		M	4,5	5-1301X		
		M	2,3,6,7	5-1300X		
1958-1959		M	2,3,4,5,6	5-1205X		
1963-1965		M	2 THRU 7	5-1301X		
1966-1970		M	2 THRU 7	5-1300X		
1971-1972		M	2 THRU 7	5-1301X		
1973	Wheel Joint Dana Model 44 Axle	Lube fitting in brg. cup	M	2 THRU 7	5-1301X	
			M	1	5-760X	
			M	1	5-297-1X	
			M	1	5-806X	
	Dana Model 60 Axle					

4WD



Year	Model & Description	Fig.	Location	Spicer Part No.	SPL Part No.
DODGE					
W300/W350 SERIES					
1974		M	2 THRU 7	5-1301X	
	Wheel Joint Dana Model 44 Axle	M	1	5-760X	
	Dana Model 60 Axle	M	1	5-806X	
1975-1977	w/outside snap rings	I,J	2,3,4	5-153X	5-785X
	CV Centering Yoke Kit	I,J	CV	211355X	
	w/inside snap rings	I,J	3,4	5-3147X	5-795X
	CV ball & seat kit	I,J	CV	211009X	
	CV seat repair kit	I,J	CV	211007X	
		I	5,6	5-1306-1X	
	w/7290 Series 1.126" Brg. cup dia.	I,J	5,6,7	5-1309X	5-811X
	Wheel Joint Dana Model 60 Axle	I,J	1	5-806X	
1978-1981		I,J	2	5-1306-1X	
		I,J	3,4	5-3147X	5-795X
	CV ball & seat kit	I,J	CV	211009X	
	CV seat repair kit	I,J	CV	211007X	
	w/1.078" Brg. cup dia. Lube fitting in brg. cup	I,J	5,6,7	5-1306-1X	
	w/1.126" Brg. cup dia.	I,J	6,7	5-1309X	5-811X
	w/1.231" Brg. cup dia.	J	7	5-1301X	
		J	CB	210088-1X	
	Wheel Joint Dana Model 60 Axle	I,J	1	5-806X	
1982-1986		I,J	2	5-1306X	5-789X
		I,J	3,4	5-3147X	5-795X
	CV ball & seat kit	I,J	CV	211009X	
	CV seat repair kit	I,J	CV	211007X	
	2-Joint Driveshaft	I	5	5-1306X	5-789X
	Lube fitting in brg. cup	I	5	5-1306-1X	
		I	6	5-1301X	
	3-Joint Driveshaft	J	5,6,7	5-1306X	5-789X
	Lube fitting in brg. cup	J	5,6,7	5-1306-1X	
		J	CB	210088-1X	
	Wheel Joint Dana Model 60 Axle	I,J	1	5-806X	
1987-1988		I,J	2	5-1306X	5-789X
	Lube fitting in brg. cup	I,J	2	5-1306-1X	
		I,J	3,4	5-3147X	5-795X
	CV ball & seat kit	I,J	CV	211009X	
	CV seat repair kit	I,J	CV	211007X	
		I	5	5-1306X	5-789X
	Lube fitting in brg. cup	I	5	5-1306-1X	



Year	Model & Description	Fig.	Location	Spicer Part No.	SPL Part No.	
DODGE						
W300/W350 SERIES						
1987-1988	w/1.078" Brg. cup dia.	I	6	5-1306X	5-789X	
	w/1.231" Brg. cup dia.	I	6	5-1301X		
	Wheel Joint Dana Model 60 Axle	I,J	1	5-806X		
1989-1993	w/7260 Series 1.078" Brg. cup dia.	I,J	2	5-1306X	5-789X	
	Lube fitting in brg. cup	I,J	2	5-1306-1X		
	w/7290 Series 1.126" Brg. cup dia.		I,J	2	5-1309X	5-811X
			I,J	3,4	5-3147X	5-795X
		CV ball & seat kit	I,J	CV	211009X	
		CV seat repair kit	I,J	CV	211007X	
	w/Diesel Eng. 1.188" Brg. cup dia.		I,J	5,6,7	5-160X	5-801X
			J	CB	210866-1X	
	w/Gasoline Eng. w/7260 Series 1.078" Brg. cup dia.		I,J	5,6,7	5-1306X	5-789X
		Lube fitting in brg. cup	I,J	5,6,7	5-1306-1X	
w/7290 Series 1.126" Brg. cup dia.		I,J	5,6,7	5-1309X	5-811X	
		J	CB	210088-1X		
Wheel Joint Dana Model 60 Axle	I,J	1	5-806X			

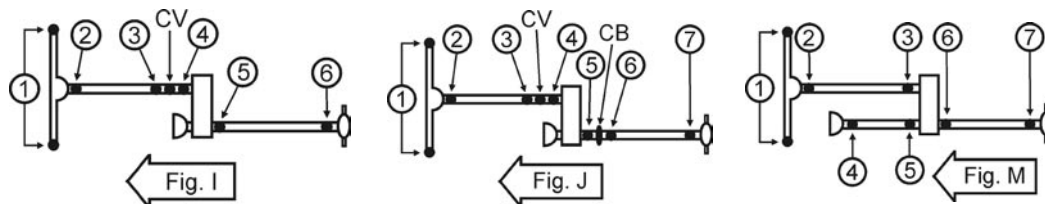
4WD

W400 SERIES

1977-1981	CV ball & seat kit CV seat repair kit	I,J	2	5-1306-1X	
		I,J	CV	211009X	
		I,J	CV	211007X	
w/7260 Series 1.078" Brg. cup dia.	I,J	5,6,7	5-1306X	5-789X	
w/7290 Series 1.126" Brg. cup dia.	I,J	6,7	5-1309X	5-811X	
w/5380 Series 1.231" Brg. cup dia.	I,J	6,7	5-1301X		
	J	CB	210088-1X		
Wheel Joint	I,J	1	5-806X		

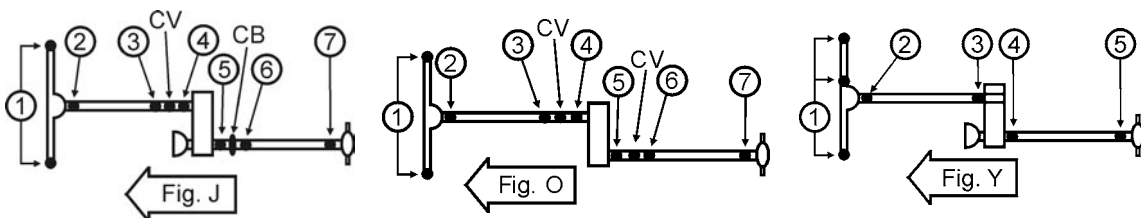
WM300 SERIES

1960-1961		M	4,5	5-1301X	
		M	2,3,6,7	5-1300X	
1962	Power Wagon	M	4,5	5-1301X	
		M	2,3,6,7	5-1300X	
		M	2 THRU 7	5-1300X	
1963-1970	Power Wagon	M	2 THRU 7	5-1300X	
1971-1972	Power Wagon	M	2 THRU 7	5-1301X	
1973-1975	Power Wagon	M	2 THRU 7	5-1301X	
	Wheel Joint Dana Model 44 Axle	M	1	5-760X	
		Lube fitting in brg. cup	M	1	5-297-1X
	Dana Model 60 Axle	M	1	5-806X	



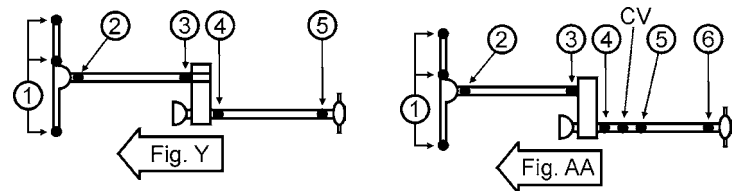
Important: See Safety Information in General Information Section (J300P-GI)

Year	Model & Description	Fig.	Location	Spicer Part No.	SPL Part No.
FORD					
AEROSTAR					
1990		Y	2,3	5-443X	
		Y	4,5	5-153X	5-785X
1991		Y	2,3	5-443X	
		Y	4,5	5-153X	5-785X
	To 5/91 Lube fitting in brg. cup	Y	4,5	5-433-1X	
1992-1997		Y	2,3	5-443X	
	Greaseable	Y	4,5	5-153X	5-785X
BRONCO					
1966-1969	To Serial # G70,001	O	2 THRU 7	5-2530X	
	CV Centering Yoke Kit	O	CV	211355X	
	Wheel Joint	O	1	5-260X	
	Lube fitting in brg. cup	O	1	5-260-1X	
1970	To Serial # G70,001	O	2 THRU 7	5-2530X	
	CV Centering Yoke Kit	O	CV	211355X	
	From Serial # G70,001	O	2,7	5-1200X	
		O	3,4,5,6	5-433-1X	
	CV Centering Yoke Kit	O	CV	211355X	
	Wheel Joint	O	1	5-260X	
Lube fitting in brg. cup	O	1	5-260-1X		
1971-1977	From Serial # G70,001	O	2,7	5-1200X	
		O	3,4,5,6	5-433-1X	
	CV Centering Yoke Kit	O	CV	211355X	
	Wheel Joint	O	1	5-260X	
Lube fitting in brg. cup	O	1	5-260-1X		
1978	Joints at Axle Pinion Yokes w/3.469" outside yoke dim w/3.870" outside yoke dim	J	2,7	5-153X	5-785X
		J	2,7	5-213X	5-790X
	All Others	J	3,4,5,6	5-153X	5-785X
	CV centering yoke kit	J	CV	211355X	
	Wheel Joint	J	1	5-760X	
Lube fitting in brg. cup	J	1	5-297-1X		
1979	w/1.062" Brg. cup dia.	J	2,3,4	5-213X	5-790X
	w/1.062" & 1.125" Brg. cup dia.	J	2	5-1204X	5-792X
	CV Centering Yoke Kit	J	CV	211179X	
	All Others	J	5,6	5-213X	5-790X
		J	7	5-1204X	5-792X
	Wheel Joint	J	CB	211175X	
Lube fitting in brg. cup	J	1	5-760X		
	Lube fitting in brg. cup	J	1	5-297-1X	

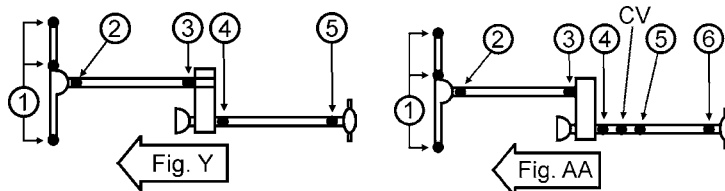


Year	Model & Description	Fig.	Location	Spicer Part No.	SPL Part No.	
FORD						
BRONCO						
1980-1981	To Serial # GJ0,001	AA	2,3	5-1203X	5-790X	
	From Serial # GJ0,001	AA	2,3	5-1204X	5-792X	
	All Others	CV centering yoke kit	AA	4,5	5-1203X	5-790X
			AA	CV	211179X	
			AA	6	5-1204X	5-792X
	Wheel Joint	Lube fitting in brg. cup	AA	1	5-760X	
AA			1	5-297-1X		
1982-1986		Y,AA	2,3	5-1204X	5-792X	
	2-Joint Driveshaft	Y	4	5-1203X	5-790X	
		Y	5	5-1204X	5-792X	
	3-Joint Driveshaft	CV centering yoke kit	AA	4,5	5-1203X	5-790X
			AA	CV	211179X	
			AA	6	5-1204X	5-792X
Wheel Joint	Lube fitting in brg. cup	AA	1	5-760X		
		AA	1	5-297-1X		
1987		Y	2	5-1203X	5-790X	
		Y	3	5-1204X	5-792X	
	w/Cleveland steel & outside snap rings	CV centering yoke kit	AA	4,5	5-1203X	5-790X
			AA	6	5-1204X	5-792X
			AA	CV	211179X	
	w/KOYO Sieko & inside snap rings		AA	4	5-212X	
AA			5	5-3147X	5-795X	
AA			6	5-1204X	5-792X	
Wheel Joint	Lube fitting in brg. cup	AA	1	5-760X		
		AA	1	5-297-1X		
1988		AA	2,3	5-1204X	5-792X	
	Exc. 5 Spd. MT w/OD	CV centering yoke kit	AA	4,5	5-1203X	5-790X
			AA	6	5-1204X	5-792X
			AA	CV	211179X	
	w/5 Spd. MT w/OD		AA	4,5,6	5-1204X	5-792X
	Wheel Joint	Lube fitting in brg. cup	AA	1	5-760X	
AA			1	5-297-1X		
1989	Exc. 5 Spd. MT w/OD	CV centering yoke kit	AA	2,3,6	5-1204X	5-792X
			AA	4,5	5-1203X	5-790X
			AA	CV	211179X	
	w/5 Spd. MT w/OD		AA	4,5,6	5-1204X	5-792X
	Wheel Joint	Lube fitting in brg. cup	AA	1	5-760X	
			AA	1	5-297-1X	

4WD

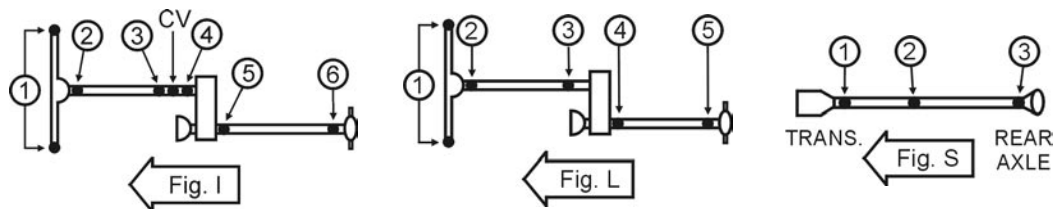


Year	Model & Description	Fig.	Location	Spicer Part No.	SPL Part No.
FORD					
BRONCO					
1990	Wheel Joint Lube fitting in brg. cup	AA	2,3	5-1204X	5-792X
		AA	4,5,6	5-1203X	5-790X
		AA	1	5-760X	
		AA	1	5-297-1X	
1991	w/5.0L & 4 Spd. AT Exc. 5.0L & 4 Spd. AT Wheel Joint Lube fitting in brg. cup	AA	2,3	5-1204X	5-792X
		AA	4,5,6	5-153X	5-785X
		AA	4,5,6	5-213X	5-790X
		AA	1	5-760X	
1992-1996	Wheel Joint Lube fitting in brg. cup	AA	2,3	5-1204X	5-792X
		AA	4,5,6	5-1203X	5-790X
		AA	1	5-760X	
		AA	1	5-297-1X	
BRONCO II					
1984	CV Flanged Socket Yoke Kit Slip Yoke Boot Kit Wheel Joint	AA	2,3	5-1200X	
		AA	4,5,6	5-443X	
		AA	CV	211342X	
		AA		211344X	
1985	w/4 Spd. Trans. CV Flanged Socket Yoke Kit Slip Yoke Boot Kit w/5 Spd. Trans. Slip Yoke Boot Kit Wheel Joint	AA	2,3	5-1200X	
		AA	4,5,6	5-443X	
		AA	CV	211489X	
		AA		211344X	
	AA	4,5,6	5-443X		
	AA		211344X		
1986	Slip Yoke Boot Kit	Y,AA	2,3	5-1200X	
		AA		211344X	
	To 6/86 w/4 Spd. AT CV Flanged Socket Yoke Kit	AA	4,5,6	5-443X	
		AA	CV	211489X	
	To 6/86 w/5 Spd. MT or AT Wheel Joint	AA	4,5,6	5-443X	
Y,AA	1	5-456X			
1987-1989	Wheel Joint	Y	2,3	5-1200X	
		Y	1	5-456X	
1990	Wheel Joint Dana Model 28 Axle Dana Model 35 Axle	Y	2,3	5-153X	5-785X
		Y,AA	1	5-456X	
		AA	1	5-760X	



Year	Model & Description	Fig.	Location	Spicer Part No.	SPL Part No.
FORD					
ESCAPE					
2002-2006	w/outside snap rings w/1.063" Brg. cup dia.	S	2,3	5-153X	5-785X
	w/inside and outside snap rings, w/1.063" x 1.126" Brg. cup dia.	S	2,3	5-1201X	5-787X
EXCURSION					
2000-2002	All Front Driveshaft	I	2,3,4	5-178X	5-799X
	w/5.4L Eng.	I	5,6	5-178X	5-799X
	w/6.8L & 7.3L Eng. w/3.875" Yoke Dimension w/4.438" outside yoke dim	I	5,6	5-178X	5-799X
		I	5,6	5-160X	5-801X
	Wheel Joint	I	1	5-806X	
2003-2004	All Front Driveshaft	I	2,3,4	5-178X	5-799X
	2-Joint Driveshaft w/3.875" Yoke Dimension w/4.438" outside yoke dim	I	5,6	5-178X	5-799X
		I	5,6	5-160X	5-801X
		Wheel Joint	I	1	5-806X
EXPEDITION					
1997-2001		L	2,3	5-213X	5-790X
	2-Joint Driveshaft w/Std. Suspension w/Adj. Suspension	L	4,5	5-213X	5-790X
		L	4,5	5-178X	5-799X
2002-2006		L	2,3	5-213X	5-790X
	2-Joint Driveshaft	L	4,5	5-178X	5-799X
EXPLORER					
1991-1994		I	2,3,4	5-153X	5-785X
	Lube fitting in brg. cup	I	2,3,4	5-433-1X	
	w/4 Door w/MT	I	5,6	5-213X	5-790X
	Exc.4 Door w/MT	I	5,6	5-153X	5-785X
	Wheel Joint Dana Model 35 Axle Lube fitting in brg. cup	I	1	5-760X	
		I	1	5-297-1X	
1995-1996	w/Double Cardan shaft	I	2	5-153X	5-785X
		I	3,4	5-433-1X	
		I	5,6	5-213X	5-790X
	w/o Double Cardan shaft	L	2,3	5-153X	5-785X
		L	4,5	5-213X	5-790X

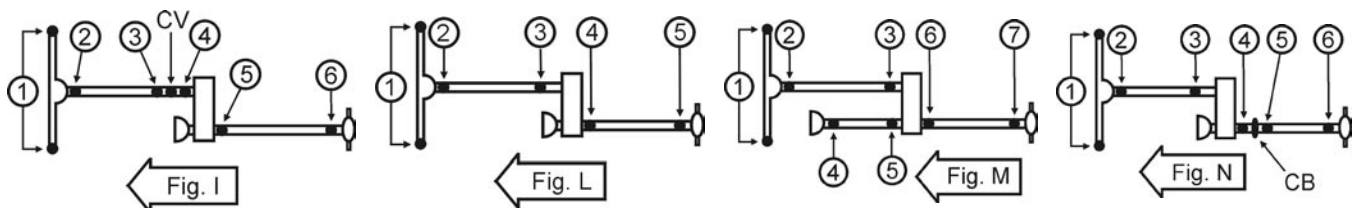
4WD



Important: See Safety Information in General Information Section (J300P-GI)

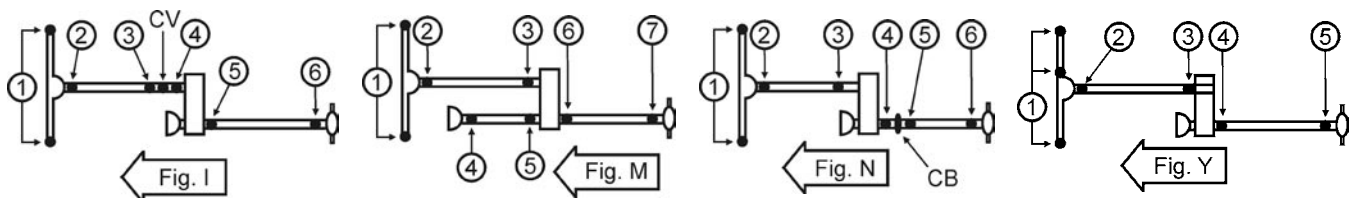
4WD

Year	Model & Description	Fig.	Location	Spicer Part No.	SPL Part No.
FORD					
EXPLORER					
1997	To 7/24/96	I	2,3,4	5-153X	5-785X
		I	5,6	5-213X	5-790X
	From 7-24-96, Except 2-Dr. w/plunging CV joint at TC	L	2	5-153X	5-785X
		L	3	032SG80002	
		L	4,5	5-213X	5-790X
1998-2003	w/plunging CV joint at TC	L	2	5-153X	5-785X
		L	3	032SG80002	
		L	4,5	5-213X	5-790X
2004	w/o Sport Trac	L	2	5-153X	5-785X
		L	2	5-213X	5-790X
	w/Sport Trac	L	4,5	5-213X	5-790X
2005-2006		L	2	5-153X	5-785X
		L	4,5	5-213X	5-790X
F100 (FULL TIME 4WD)					
1975-1977	CV centering yoke kit	I	2,3,4,5,6	5-153X	5-785X
		I	CV	211355X	
	Wheel Joint	I	1	5-760X	
		I	1	5-297-1X	
F100 (PART TIME 4WD)					
1960-1965	Wheel Joint	M	2,3,6,7	5-134X	
		M	4,5	5-153X	5-785X
		M	1	5-74X	
		M	1	5-86X	
1966	Wheel Joint	N	2,3,5,6	5-134X	
		N	4	5-153X	5-785X
		M	1	5-74X	
		M	1	5-86X	



Year	Model & Description	Fig.	Location	Spicer Part No.	SPL Part No.
FORD					
F100 (PART TIME 4WD)					
1967-1969		Y,N	2,3,4,5	5-153X	5-785X
		N	CB	210088-1X	
	Wheel Joint w/inside snap rings w/outside snap rings	Y,N	1	5-74X	
		Y,N	1	5-86X	
1970-1971		Y,N	2,3,4,5	5-153X	5-785X
		N	CB	210088-1X	
	Wheel Joint	Y,N	1	5-260X	
		Y,N	1	5-260-1X	
	Lube fitting in brg. cup	Y,N	1	5-260-1X	
		Y,N	1	5-260-1X	
1972		Y,N	2,3,4,5	5-153X	5-785X
		N	CB	210088-1X	
	Wheel Joint w/1.062" Brg. cup dia.	Y,N	1	5-260X	
		Y,N	1	5-260-1X	
	Lube fitting in brg. cup	Y,N	1	5-260-1X	
		Y,N	1	5-260-1X	
	Wheel Joint w/1.188" Brg. cup dia.	Y,N	1	5-760X	
		Y,N	1	5-760X	
	Lube fitting in brg. cup	Y,N	1	5-297-1X	
		Y,N	1	5-297-1X	
1973	w/6 cyl Eng.	M	2 THRU 7	5-153X	5-785X
		M	2 THRU 7	5-153X	5-785X
	w/8 Cyl. Eng. w/(2) Outside Yoke Width 3.469" & (2) at 3.875" w/3.469" outside yoke dim.	Y	3	5-134X	
		Y	3	5-153X	5-785X
	Wheel Joint w/1.188" Brg. cup dia.	Y	2,4,5	5-153X	5-785X
		M,Y	1	5-760X	
	Lube fitting in brg. cup	M,Y	1	5-297-1X	
		M,Y	1	5-297-1X	
1974-1977	w/6 cyl Eng.	M	2 THRU 7	5-153X	5-785X
		M	2 THRU 7	5-153X	5-785X
	w/8 Cyl. Eng.	Y	2,3,4,5	5-153X	5-785X
		Y	2,3,4,5	5-153X	5-785X
	Wheel Joint w/1.188" Brg. cup dia.	M,Y	1	5-760X	
		M,Y	1	5-760X	
	Lube fitting in brg. cup	M,Y	1	5-297-1X	
		M,Y	1	5-297-1X	
F150 (FULL TIME 4WD)					
1976-1978	w/3.469" outside yoke dim.	I	2,3,4,5,6	5-153X	5-785X
		I	2,5	5-213X	5-790X
	CV centering yoke kit	I	CV	211355X	
		I	CV	211355X	
	Wheel Joint w/1.188" Brg. cup dia.	I	1	5-760X	
		I	1	5-760X	
	Lube fitting in brg. cup	I	1	5-297-1X	
		I	1	5-297-1X	

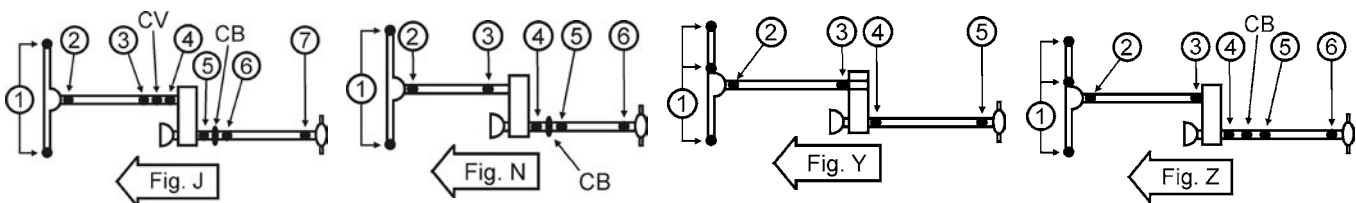
4WD



Important: See Safety Information in General Information Section (J300P-GI)

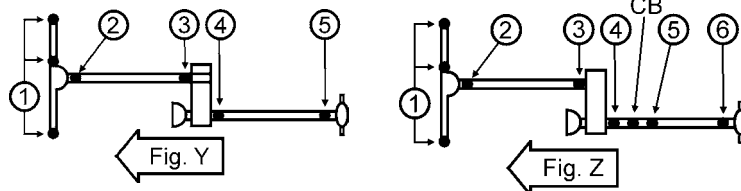
Year	Model & Description	Fig.	Location	Spicer Part No.	SPL Part No.
FORD					
F150 (FULL TIME 4WD)					
1979	CV centering yoke kit	J	2,3,4,5,6	5-213X	5-790X
		J	CV	211179X	
		J	7	5-1204X	5-792X
		J	CB	210088-1X	
	Wheel Joint	J	1	5-760X	
		J	1	5-297-1X	
F150 (PART TIME 4WD)					
1976-1978	w/3.469" outside yoke dim.	Y	2,3,4,5	5-153X	5-785X
	w/3.875" outside yoke dim.	Y	2	5-213X	5-790X
	(2) caps dim. 1.063" & (2) caps dim. 1.125"	Y	5	5-1204X	5-792X
	Wheel Joint w/1.188" Brg. cup dia.	Y	1	5-760X	
	Lube fitting in brg. cup	Y	1	5-297-1X	
1979	w/3.875" outside yoke dim.	N	2,3,4,5,6	5-213X	5-790X
		J	2 THRU 7	5-213X	5-790X
		J	CV	211179X	
		N	6	5-1204X	5-792X
	(2) caps dim. 1.063" & (2) caps dim. 1.125"	J	7	5-1204X	5-792X
		J,N	CB	210088-1X	
	Wheel Joint w/1.188" Brg. cup dia.	J,N	1	5-760X	
		J,N	1	5-297-1X	
1980-1981	Exc. 155" WB, To serial #GJ0,001	Y	2	5-1203X	5-790X
		Y	3	5-1204X	5-792X
	Exc. 155" WB, from serial #GJ0,001	Y	2	5-1204X	5-792X
		Y	3	5-1203X	5-790X
	w/116" & 133" WB	Y	4	5-1203X	5-790X
		Y	5	5-1204X	5-792X
	w/155" WB	Z	3,4,5	5-1203X	5-790X
		Z	2,6	5-1204X	5-792X
		Z	CB	211175X	
	Wheel Joint	Y,Z	1	5-760X	
		Y,Z	1	5-297-1X	
	1982-1983		Y,Z	2,3	5-1204X
w/116" & 133" WB		Y	4,5	5-1204X	5-792X
w/155" WB		Z	4,6	5-1204X	5-792X
		Z	5	5-1203X	5-790X
		Z	CB	211175X	
Wheel Joint		Y,Z	1	5-760X	
		Y,Z	1	5-297-1X	

4WD



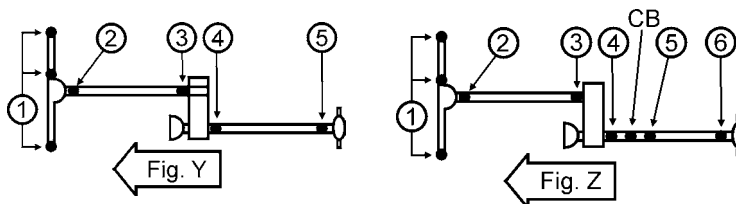
Year	Model & Description	Fig.	Location	Spicer Part No.	SPL Part No.
FORD					
F150 (PART TIME 4WD)					
1984-1985		Y,Z	2,3	5-1204X	5-792X
	2-Joint Driveshaft	Y	4	5-1203X	5-790X
		Y	5	5-1204X	5-792X
	3-Joint Driveshaft	Z	4,6	5-1204X	5-792X
		Z	5	5-1203X	5-790X
		Z	CB	211175X	
Wheel Joint	Y,Z	1	5-760X		
	Lube fitting in brg. cup	Y,Z	1	5-297-1X	
1986-1987		Y,Z	2	5-1203X	5-790X
		Y,Z	3	5-1204X	5-792X
	2-Joint Driveshaft w/1.062" Brg. cup dia. w/1.062" & 1.125" Brg. cup dia.	Y	4	5-1203X	5-790X
		Y	4,5	5-1204X	5-792X
	3-Joint Driveshaft	Z	4,6	5-1204X	5-792X
		Z	5	5-1203X	5-790X
		Z	CB	211175X	
	Wheel Joint	Y,Z	1	5-760X	
Lube fitting in brg. cup		Y,Z	1	5-297-1X	
1988-1989		Y	2,3	5-1204X	5-792X
		Y	4	5-1203X	5-790X
		Y	5	5-1204X	5-792X
	Wheel Joint	Y	1	5-760X	
		Lube fitting in brg. cup	Y	1	5-297-1X
1990		Y,Z	2,3	5-1204X	5-792X
	Short Bed, 116" WB	Y	4	5-213X	5-790X
		Y	5	5-1204X	5-792X
		Y	4	5-213X	5-790X
	Long bed Exc. U-Bolts at Trans. End	Y	5	5-1204X	5-792X
		Y	4,5	5-1204X	5-792X
	Super Cab 155" WB	Z	4,5,6	5-213X	5-790X
	w/1.062" & 1.125" Brg. cup dia.	Z	6	5-1204X	5-792X
	3-Joint Rear Shaft	Z	CB	211175X	
	Wheel Joint	Y,Z	1	5-760X	
Lube fitting in brg. cup		Y,Z	1	5-297-1X	
1991-1992		Y,Z	2,3	5-1204X	5-792X
	Short Bed, 116" WB	Y	4,5	5-213X	5-790X
	Long bed Exc. U-Bolts at Trans. End w/U-Bolts at Both Ends	Y	4,5	5-213X	5-790X
		Y	4	5-1204X	5-792X
		Y	5	5-213X	5-790X

4WD



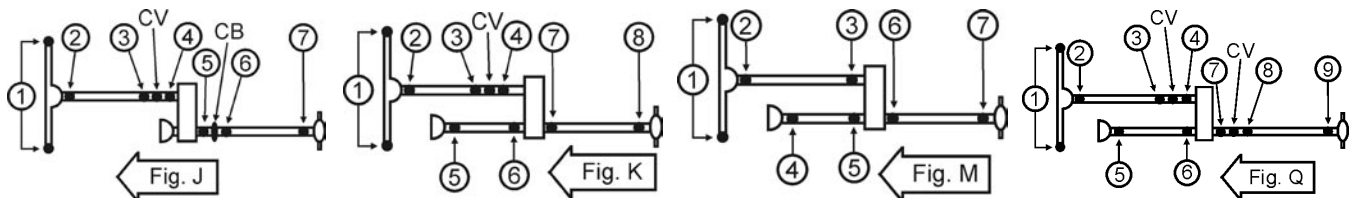
Important: See Safety Information in General Information Section (J300P-GI)

Year	Model & Description	Fig.	Location	Spicer Part No.	SPL Part No.
FORD					
F150 (PART TIME 4WD)					
1991-1992	Super Cab 155" WB	Z	4,5,6	5-213X	5-790X
	Wheel Joint	Y,Z	1	5-760X	
	Lube fitting in brg. cup	Y,Z	1	5-297-1X	
1993-1996		Y,Z	2,3	5-1204X	5-792X
	Exc. Super Cab	Y	4,5	5-213X	5-790X
	Wheel Joint	Y,Z	1	5-760X	
	Lube fitting in brg. cup	Y,Z	1	5-297-1X	
1997-1999		Y	2,3	5-213X	5-790X
	2-Joint Driveshaft w/4 outside snap rings	Y	4,5	5-178X	5-799X
	w/2 inside & 2 outside snap rings	Y	4,5	5-1204X	5-792X
	3-Joint Driveshaft	Z	4,5,6	5-213X	5-790X
	Wheel Joint	Y,Z	1	5-760X	
	Lube fitting in brg. cup	Y,Z	1	5-297-1X	
2000-2001		Y,Z	2,3	5-213X	5-790X
	2-Joint Driveshaft 4.2L & 4.6L Eng. Reg. Cab w/Short Bed	Y	4,5	5-213X	5-790X
	Exc. Reg. Cab w/Short Bed	Y	4,5	5-178X	5-799X
	5.4L Eng.	Y	4,5	5-178X	5-799X
	3-Joint Driveshaft 4.2L & 4.6L Eng.	Z	4,5,6	5-213X	5-790X
	5.4L Eng.	Z	4,5,6	5-178X	5-799X
	Wheel Joint	Y,Z	1	5-760X	
	Lube fitting in brg. cup	Y,Z	1	5-297-1X	
2002-2003		Y,Z	2,3	5-213X	5-790X
	2-Joint Driveshaft 4.2L & 4.6L Eng. Reg. Cab w/Short Bed	Y	4,5	5-213X	5-790X
	Exc. Reg. Cab w/Short Bed	Y	4,5	5-178X	5-799X
	5.4L Eng.	Y	4,5	5-178X	5-799X
	3-Joint Driveshaft 4.2L & 4.6L Eng.	Z	4,5,6	5-213X	5-790X
	5.4L Eng.	Z	4,5,6	5-178X	5-799X
2004		Y,Z	2,3	5-213X	5-790X
	2-Joint Driveshaft 4.2L & 4.6L Eng. Exc. Reg. Cab w/Short Bed	Y	4,5	5-178X	5-799X
	3-Joint Driveshaft 4.2L & 4.6L Eng.	Z	4,5,6	5-213X	5-790X
		Z	4,5,6	5-213X	5-790X
2005		Y,Z	2,3	5-213X	5-790X



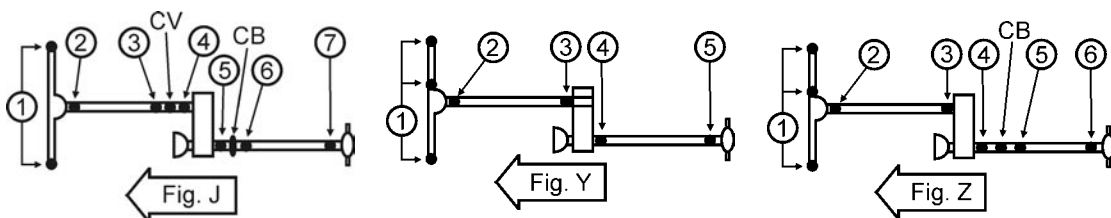
Year	Model & Description	Fig.	Location	Spicer Part No.	SPL Part No.	
FORD						
F250 (FULL TIME 4WD)						
1975-1977	CV centering yoke kit	Q	2,3,4	5-153X	5-785X	
		Q	5	5-134X		
		Q	6,7,8,9	5-153X	5-785X	
		Q	CV	211355X		
		Wheel Joint w/1.188" Brg. cup dia. Lube fitting in brg. cup w/1.375" Brg. cup dia.	Q	1	5-760X	
			Q	1	5-297-1X	
Q	1		5-806X			
1978	CV centering yoke kit	K	2	5-213X	5-790X	
		K	3,4	5-153X	5-785X	
		K	CV	211355X		
	w/3.469" outside yoke dimension	K	5,6	5-153X	5-785X	
	w/3.875" outside yoke dim.	K	5,6	5-213X	5-790X	
		K	7,8	5-213X	5-790X	
	Wheel Joint w/1.188" Brg. cup dia. Lube fitting in brg. cup w/1.375" Brg. cup dia.	K	1	5-760X		
		K	1	5-297-1X		
		K	1	5-806X		
	1979	CV centering yoke kit	J	2,3,4,5,6	5-213X	5-790X
J			2	5-1204X	5-792X	
J			CV	211179X		
J			7	5-1204X	5-792X	
J			CB	210088-1X		
Wheel Joint w/1.188" Brg. cup dia. Lube fitting in brg. cup w/1.375" Brg. cup dia.		J	1	5-760X		
		J	1	5-297-1X		
	J	1	5-806X			
F250 (PART TIME 4WD)						
1960-1977	Wheel Joint w/inside snap rings w/outside snap rings	M	2,3,6,7	5-134X		
		M	4,5	5-153X	5-785X	
		M	1	5-74X		
		M	1	5-86X		
1978	CV centering yoke kit	K	2	5-213X	5-790X	
		K	3,4	5-153X	5-785X	
		K	5,6	5-153X	5-785X	
	w/3.469" outside yoke dimension	K	5,6	5-213X	5-790X	
	w/3.875" outside yoke dim.	K	7,8	5-213X	5-790X	
		K	CV	211355X		
	Wheel Joint Lube fitting in brg. cup 4500# Front shaft Axle or Snow Plow Package	K	1	5-760X		
		K	1	5-297-1X		
		K	1	5-282X		

4WD



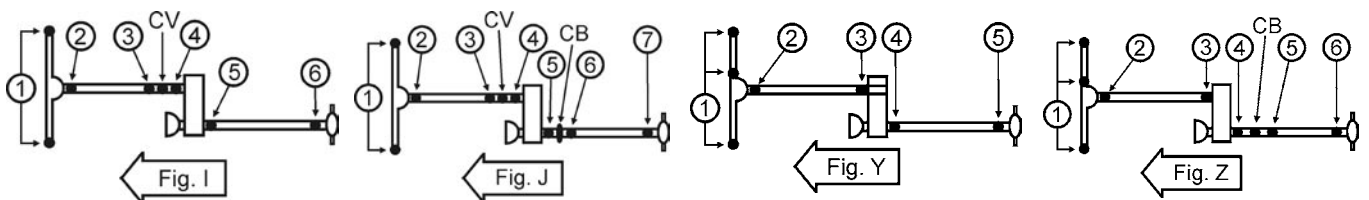
Important: See Safety Information in General Information Section (J300P-GI)

Year	Model & Description	Fig.	Location	Spicer Part No.	SPL Part No.
FORD					
F250 (PART TIME 4WD)					
1979	CV centering yoke kit Wheel Joint Lube fitting in brg. cup 4500# Front shaft Axle or Snow Plow Package	J	2,3,4,5,6	5-213X	5-790X
		J	7	5-1204X	5-792X
		J	CV	211179X	
		J	1	5-760X	
		J	1	5-297-1X	
		J	1	5-282X	
1980-1981	w/133" WB	Y,Z	2	5-1203X	5-790X
		Y,Z	3	5-1204X	5-792X
		Y	4	5-1203X	5-790X
		Y	5	5-1204X	5-792X
	w/155" WB	Y,Z	2	5-1204X	5-792X
		Y,Z	3	5-1203X	5-790X
		Z	4	5-1203X	5-790X
		Z	5,6	5-1204X	5-792X
	Wheel Joint Dana Model 44 & 44 IFS Lube fitting in brg. cup Dana Model 50 IFS Axle	Y,Z	1	5-760X	
		Y,Z	1	5-297-1X	
		Y,Z	1	5-282X	
	1982-1983	2-Joint Driveshaft w/133" WB w/155" WB	Y,Z	2,3	5-1204X
Y			4,5	5-1204X	5-792X
Y			4	5-1203X	5-790X
3-Joint Driveshaft		Y	5	5-1204X	5-792X
		Z	4,6	5-1204X	5-792X
		Z	5	5-1203X	5-790X
Wheel Joint Dana Model 44 & 44 IFS Lube fitting in brg. cup Dana Model 50 IFS Axle		Z	CB	211175X	
		Y,Z	1	5-760X	
		Y,Z	1	5-297-1X	
1984-1986		w/1.062" Brg. cup dia. w/1.062" & 1.125" Brg. cup dia.	Y,Z	2	5-1203X
	Y,Z		2,3	5-1204X	5-792X
	2-Joint Driveshaft w/1.062" Brg. cup dia. w/1.062" & 1.125" Brg. cup dia.	Y	4	5-1203X	5-790X
		Y	4,5	5-1204X	5-792X
	3-Joint Driveshaft w/1.062" & 1.125" Brg. cup dia. w/1.062" Brg. cup dia.	Z	4,6	5-1204X	5-792X
		Z	5	5-1203X	5-790X
		Z	CB	211175X	
	Wheel Joint Dana Model 44 & 44 IFS Lube fitting in brg. cup Dana Model 50 IFS Axle	Y,Z	1	5-760X	
		Y,Z	1	5-297-1X	
Y,Z		1	5-282X		



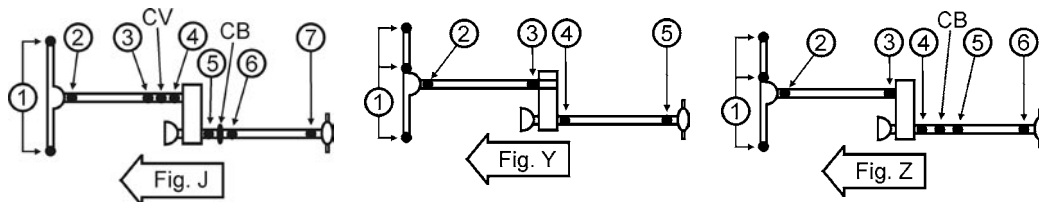
Year	Model & Description	Fig.	Location	Spicer Part No.	SPL Part No.
FORD					
F250 (PART TIME 4WD)					
1987-1988	w/1.062" Brg. cup dia.	Y,Z	2	5-1203X	5-790X
	w/1.062" & 1.125" Brg. cup dia.	Y,Z	2,3	5-1204X	5-792X
	2-Joint Driveshaft Exc. 460 Eng. w/MT w/1.062" Brg. cup dia. w/1.062" & 1.125" Brg. cup dia. w/460 Eng. w/MT	Y	4	5-1203X	5-790X
		Y	5	5-1204X	5-792X
		Y	4,5	5-178X	5-799X
	3-Joint Driveshaft w/1.062" & 1.125" Brg. cup dia. w/1.062" Brg. cup dia	Z	4,6	5-1204X	5-792X
		Z	5	5-1203X	5-790X
		Z	CB	211175X	
	Wheel Joint Dana Model 44 & 44 IFS Lube fitting in brg. cup Dana Model 50 IFS Axle	Y,Z	1	5-760X	
		Y,Z	1	5-297-1X	
Y,Z		1	5-282X		
1989	w/1.062" & 1.125" Brg. cup dia.	Y,Z	2,3	5-1204X	5-792X
	2-Joint Driveshaft Exc. ZF MT w/ODw/1.062" Brg. cup dia. w/1.062" & 1.125" Brg. cup dia. w/ZF Man. OD Trans.	Y	4	5-1203X	5-790X
		Y	5	5-1204X	5-792X
		Y	4,5	5-178X	5-799X
	3-Joint Driveshaft Exc. ZF MT w/ODw/1.062" & 1.125" Brg. cup dia. w/1.062" Brg. cup dia. w/ZF MT w/OD & 5.8L Eng. w/1.062" Brg. cup dia. w/1.062" & 1.125" Brg. cup dia. w/7.3L, 7.5L Eng.	Z	4,6	5-1204X	5-792X
		Z	5	5-1203X	5-790X
		Z	CB	211175X	
		Z	4,5	5-1203X	5-790X
		Z	6	5-1204X	5-792X
		Z	CB	211175X	
		Z	4,5,6	5-178X	5-799X
		Z	CB	211499X	
	Wheel Joint Dana Model 44 & 44 IFS Lube fitting in brg. cup Dana Model 50 IFS Axle	Y,Z	1	5-760X	
		Y,Z	1	5-297-1X	
Y,Z		1	5-282X		
1990	2-Joint Driveshaft w/1.062" & 1.125" Brg. cup dia.	Y,Z	2,3	5-1204X	5-792X
	3-Joint Driveshaft w/1.062" & 1.125" Brg. cup dia. w/1.062" Brg. cup dia	I,J	2	5-1204X	5-792X
		I,J	3,4	5-213X	5-790X
	Reg. Cab Exc. 7.3L & 7.5L MT Exc. U-Bolts at Trans. w/U-Bolts at Trans. w/7.3L & 7.5L w/MT	Y	4	5-213X	5-790X
		I,Y	4,5	5-1204X	5-792X
		Y	4,5	5-178X	5-799X

4WD



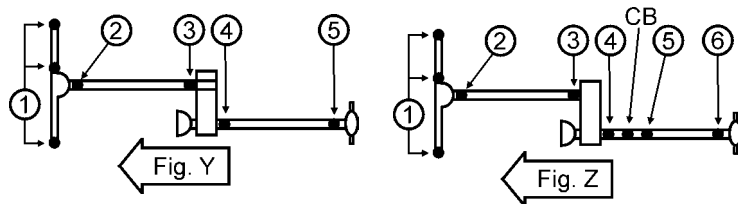
Important: See Safety Information in General Information Section (J300P-GI)

Year	Model & Description	Fig.	Location	Spicer Part No.	SPL Part No.
FORD					
F250 (PART TIME 4WD)					
1990	Super Cab w/3 Spd. AT & 5.8L w/MT w/1.062" & 1.125" Brg. cup dia.	J	5,6	5-213X	5-790X
		J	7	5-1204X	5-792X
	w/4 Spd. AT & 7.3L, 7.5L MT w/7.3L, 7.5L & MT	J	CB	211175X	
		J	5,6,7	5-178X	5-799X
		J	5,6,7	5-178X	5-799X
		Wheel Joint Dana Model 44 & 44 IFS Lube fitting in brg. cup	Y,Z	1	5-760X
Dana Model 50 IFS Axle	Y,Z	1	5-297-1X		
1991	Reg. Cab Exc. 7.3L & 7.5L MT Exc. U-Bolt at Trans. End w/7.3L & 7.5L w/MT	Y,Z	2,3	5-1204X	5-792X
		Y	4	5-213X	5-790X
		Y	5	5-1204X	5-792X
		Y	4,5	5-178X	5-799X
	Super Cab w/3 Spd. AT & 5.8L w/MT w/4 Spd. AT w/7.3L, 7.5L & MT	Z	4,5	5-213X	5-790X
		Z	6	5-1204X	5-792X
		Z	CB	211175X	
		Z	4,5,6	5-178X	5-799X
	Wheel Joint Dana Model 44 & 44 IFS Lube fitting in brg. cup Dana Model 50 IFS Axle	Y,Z	1	5-760X	
		Y,Z	1	5-297-1X	
		Y,Z	1	5-282X	
		Y,Z	2,3	5-1204X	5-792X
1992	Reg. Cab Exc. 7.3L & 7.5L MT To 1/92 Exc. U-Bolt at Trans. End From 1/92 w/U-Bolts From 1/92 Exc. U-Bolts w/7.3L & 7.5L w/MT	Y	4	5-213X	5-790X
		Y	5	5-1204X	5-792X
		Y	4,5	5-1204X	5-792X
		Y	4,5	5-213X	5-790X
		Y	4,5	5-178X	5-799X
		Super Cab w/3 Spd. AT & 5.8L w/MT to 2/92 w/4 Spd. AT w/7.3L, 7.5L & MT to 2/92	Z	4,5	5-213X
	Z		6	5-1204X	5-792X
	Z		6	5-1204X	5-792X
	Z		CB	211175X	
	Z		4,5,6	5-178X	5-799X
	Z		4,5,6	5-178X	5-799X
	Wheel Joint Dana Model 44 & 44 IFS Lube fitting in brg. cup Dana Model 50 IFS Axle	Y,Z	1	5-760X	
Y,Z		1	5-297-1X		
Y,Z		1	5-282X		



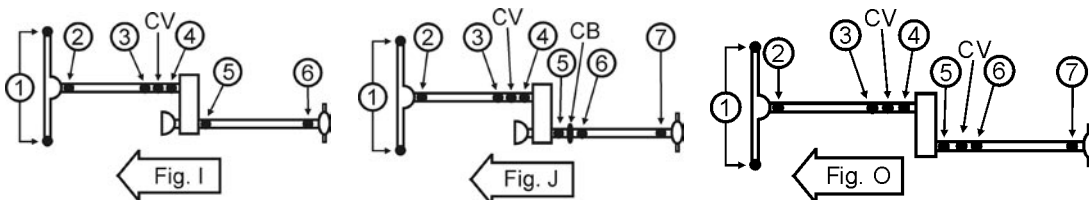
Year	Model & Description	Fig.	Location	Spicer Part No.	SPL Part No.
FORD					
F250 (PART TIME 4WD)					
1993		Y,Z	2,3	5-1204X	5-792X
	Reg. Cab 133" WB	Y	4	5-213X	5-790X
		Y	5	5-1204X	5-792X
	Reg. Cab Exc. 7.3L & 7.5L MT w/U-Bolts Exc. U-Bolts w/7.3L & 7.5L w/MT	Y	4,5	5-1204X	5-792X
		Y	4,5	5-213X	5-790X
		Y	4,5	5-178X	5-799X
	Super Cab w/4 Spd. AT	Z	4,5,6	5-178X	5-799X
Wheel Joint Dana Model 44 & 44 IFS Lube fitting in brg. cup Dana Model 50 IFS Axle	Y,Z	1	5-760X		
	Y,Z	1	5-297-1X		
	Y,Z	1	5-282X		
1994-1995		Y,Z	2,3	5-1204X	5-792X
	Reg. Cab 133" WB	Y	4	5-213X	5-790X
		Y	5	5-1204X	5-792X
	Reg. Cab Exc. 7.3L & 7.5L MT w/U-Bolts Exc. U-Bolts w/7.3L & 7.5L w/MT	Y	4,5	5-1204X	5-792X
		Y	4,5	5-213X	5-790X
		Y	4,5	5-178X	5-799X
	Super Cab w/4 Spd. AT	Z	4,5,6	5-178X	5-799X
Wheel Joint Dana Model 44 & 44 IFS Lube fitting in brg. cup	Y,Z	1	5-760X		
	Y,Z	1	5-297-1X		
1996		Y,Z	2,3	5-1204X	5-792X
	Reg. Cab 133" WB	Y	4	5-213X	5-790X
		Y	5	5-1204X	5-792X
1997-1999	w/4.2L, 4.6L & 5.8L Eng. w/outside snap rings w/2 outside & 2 inside snap rings	Y,Z	2,3	5-213X	5-790X
		Y,Z	2,3	5-1204X	5-792X
	w/7.3L & 7.5L Eng.	Y,Z	2,3	5-1204X	5-792X
	w/4.2L, 4.6L & 5.8L Eng. 2-Joint Driveshaft 3-Joint Driveshaft	Y	4	5-213X	5-790X
		Y	5	5-1204X	5-792X
		Z	4,5	5-213X	5-790X
		Z	6	5-1204X	5-792X
w/7.3L & 7.5L Eng.	Y,Z	4,5,6	5-178X	5-799X	

4WD



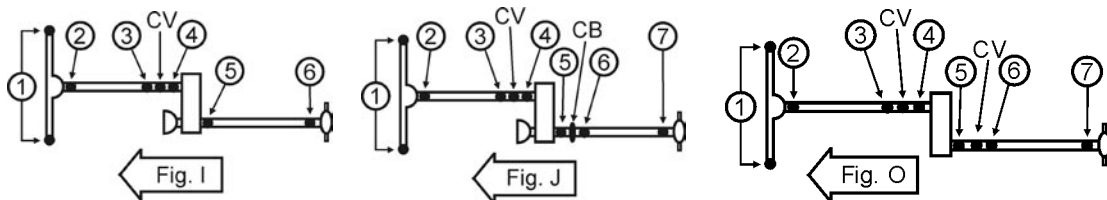
Important: See Safety Information in General Information Section (J300P-GI)

Year	Model & Description	Fig.	Location	Spicer Part No.	SPL Part No.
FORD					
F250 SUPER DUTY					
1999	Front Driveshaft	I,J,O	2,3,4	5-178X	5-799X
	5.4L w/AT 137" WB 142" & 172" WB	I	5,6	5-178X	5-799X
		J	5,6,7	5-160X	5-801X
		J	CB	211359X	
	6.0L Diesel w/AT 172" WB	J	5,6,7	5-160X	5-801X
		J	CB	211359X	
	6.8L w/AT 137" WB 158" WB	O	5,6	5-178X	5-799X
		O	7	5-160X	5-801X
		J	5,6,7	5-160X	5-801X
		J	CB	211359X	
	6.8L w/MT or 7.3L Diesel AT 137" & 142" WB	I	5,6	5-160X	5-801X
	6.8L w/MT 156" & 158" WB	J	5,6,7	5-160X	5-801X
		J	CB	211359X	
	7.3L Diesel w/156", 158" & 172" WB	J	5,6,7	5-160X	5-801X
7.3L Diesel w/156", 158" & 172" WB	J	CB	211359X		
Wheel Joint Dana Model 50 Front Axle Dana Model 60 Front Axle	I,J,O	1	5-282X		
	I,J,O	1	5-806X		
2000	Front Driveshaft	I,J,O	2,3,4	5-178X	5-799X
	5.4L w/AT 137" WB 142" & 172" WB	I	5,6	5-178X	5-799X
		J	5,6,7	5-160X	5-801X
		J	CB	211359X	
	6.0L Diesel w/AT 172" WB	J	5,6,7	5-160X	5-801X
		J	CB	211359X	
	6.8L w/AT 137" WB 142" WB 158" WB	O	5,6	5-178X	5-799X
		O	7	5-160X	5-801X
		I	5,6	5-160X	5-801X
		J	5,6,7	5-160X	5-801X
		J	CB	211359X	
		J	CB	211359X	
	6.8L w/MT 137" & 142" WB 156" & 158" WB	I	5,6	5-160X	5-801X
		J	5,6,7	5-160X	5-801X
		J	CB	211359X	
	7.3L Diesel 137" & 142" WB 158" & 172" WB	I	5,6	5-160X	5-801X
		J	5,6,7	5-160X	5-801X
		J	CB	211359X	
Wheel Joint Dana Model 50 Front Axle Dana Model 60 Front Axle	I,J,O	1	5-282X		
	I,J,O	1	5-806X		



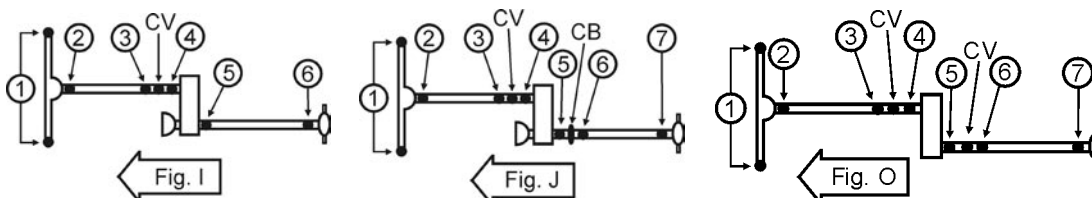
Year	Model & Description	Fig.	Location	Spicer Part No.	SPL Part No.
FORD					
F250 SUPER DUTY					
2001-2002	Front Driveshaft	I,J,O	2,3,4	5-178X	5-799X
	5.4L w/AT 137" WB 142" & 172" WB	I	5,6	5-178X	5-799X
		J	5,6,7	5-160X	5-801X
		J	CB	211359X	
	6.0L Diesel w/AT 172" WB	J	5,6,7	5-160X	5-801X
		J	CB	211359X	
	6.8L w/AT 137" WB 142" WB 158" WB	O	5,6	5-178X	5-799X
		O	7	5-160X	5-801X
		I	5,6	5-160X	5-801X
		J	5,6,7	5-160X	5-801X
		J	CB	211359X	
		6.8L w/MT 137" & 142" WB 156" & 158" WB	I	5,6	5-160X
	J		5,6,7	5-160X	5-801X
	J		CB	211359X	
	7.3L Diesel w/AT 137" & 142" WB 158" & 172" WB	I	5,6	5-160X	5-801X
		J	5,6,7	5-160X	5-801X
		J	CB	211359X	
	7.3L Diesel w/MT 137" & 142" WB 156" & 172" WB	I	5,6	5-160X	5-801X
		J	5,6,7	5-160X	5-801X
		J	CB	211359X	
Wheel Joint Dana Model 50 Front Axle Dana Model 60 Front Axle	I,J,O	1	5-282X		
	I,J,O	1	5-806X		
2003	Front Driveshaft	I,J,O	2,3,4	5-178X	5-799X
	5.4L w/AT 137" & 142" WB	I	5,6	5-178X	5-799X
	5.4L w/MT 142" WB	I	5,6	5-178X	5-799X
	6.0L Diesel w/AT 137" WB 172" WB	I	5,6	5-160X	5-801X
		J	5,6,7	5-160X	5-801X
		J	CB	211359X	
	6.0L Diesel w/MT 137" WB 156" WB	I	5,6	5-160X	5-801X
		J	5,6,7	5-160X	5-801X
		J	CB	211359X	
	6.8L w/AT 137" WB	I	5,6	5-160X	5-801X
	6.8L w/MT 137" & 142" WB 156" WB	O	5,6,7	5-178X	5-799X
		J	5,6,7	5-160X	5-801X
		J	CB	211359X	
	7.3L Diesel w/AT 137" & 142" WB	I	5,6	5-160X	5-801X
	7.3L Diesel w/MT 137" & 142" WB 156" & 172" WB	I	5,6	5-160X	5-801X
		J	5,6,7	5-160X	5-801X
		J	CB	211359X	

4WD



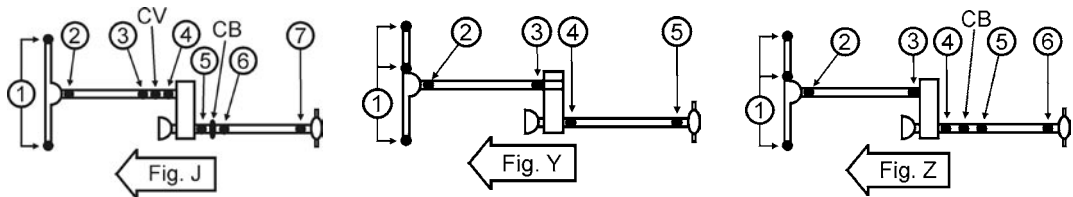
Important: See Safety Information in General Information Section (J300P-GI)

Year	Model & Description	Fig.	Location	Spicer Part No.	SPL Part No.
FORD					
F250 SUPER DUTY					
2003	Wheel Joint Dana Model 50 Front Axle Dana Model 60 Front Axle	I,J,O	1	5-282X	
		I,J,O	1	5-806X	
2004	Front Driveshaft	I,J,O	2,3,4	5-178X	5-799X
	5.4L w/AT 137" & 142" WB	I	5,6	5-178X	5-799X
	5.4L w/MT 142" WB	I	5,6	5-178X	5-799X
	6.0L Diesel w/AT 137" WB 172" WB	I	5,6	5-160X	5-801X
		J	5,6,7	5-160X	5-801X
	J	CB	211359X		
	6.0L Diesel w/MT 137" WB 156" WB	I	5,6	5-160X	5-801X
		J	5,6,7	5-160X	5-801X
		J	CB	211359X	
	6.8L w/AT 137" WB	I	5,6	5-160X	5-801X
	6.8L w/MT 137" & 142" WB 156" WB	O	5,6,7	5-178X	5-799X
		J	5,6,7	5-160X	5-801X
	J	CB	211359X		
	7.3L Diesel w/AT 137" & 142" WB	I	5,6	5-160X	5-801X
	7.3L Diesel w/MT 137" & 142" WB 156" & 172" WB	I	5,6	5-160X	5-801X
		J	5,6,7	5-160X	5-801X
J	CB	211359X			
Wheel Joint Dana Model 50 Front Axle Dana Model 60 Axle	I,J,O	1	5-282X		
	I,J,O	1	5-806X		
2005	Front Driveshaft	I,J	2,3,4	5-178X	5-799X
	2-Joint Driveshaft 137" & 142" WB	I	5,6	5-160X	5-801X
	3-Joint Driveshaft 156" or Longer WB	J	5,6,7	5-160X	5-801X
	Wheel Joint Dana Model 60 Axle	I,J	1	5-806X	
2006	Front Driveshaft	I,J	2,3,4	5-178X	5-799X
	2-Joint Driveshaft 137" & 142" WB	I	5,6	5-160X	5-801X
	3-Joint Driveshaft 162" or Longer WB	J	5,6,7	5-160X	5-801X
	Wheel Joint Dana Model 60 Front Axle	I,J	1	5-806X	
F350 (FULL TIME 4WD)					
1979	CV centering yoke kit	J	2,3,4	5-213X	5-790X
		J	CV	211179X	
		J	5,6	5-213X	5-790X
		J	7	5-1204X	5-792X
	Wheel Joint	J	1	5-806X	



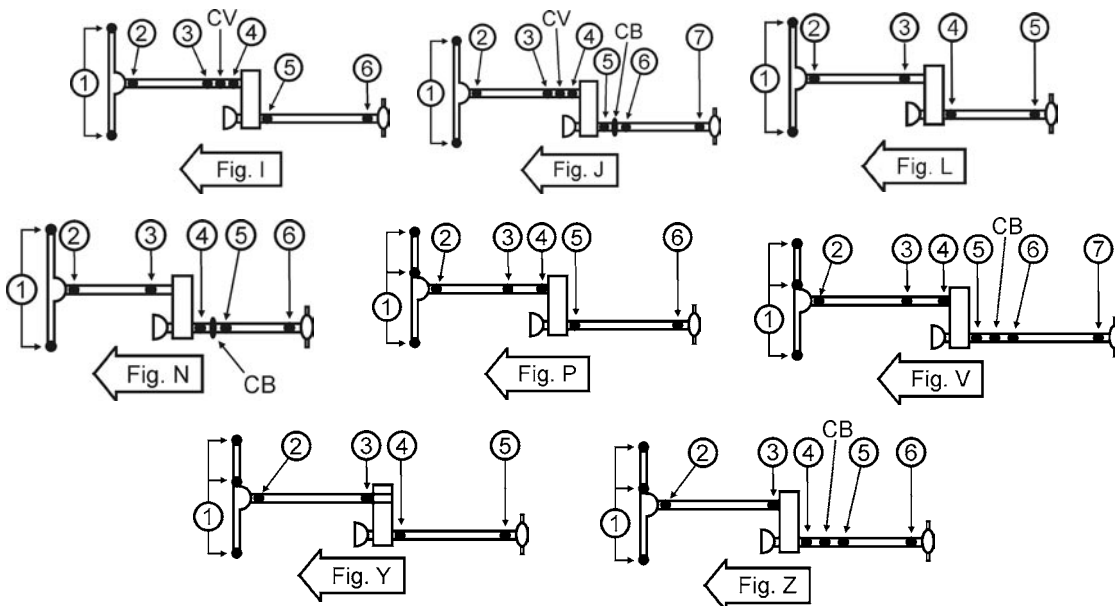
Year	Model & Description	Fig.	Location	Spicer Part No.	SPL Part No.
FORD					
F350 (PART TIME 4WD)					
1979	CV centering yoke kit	J	2,3,4	5-213X	5-790X
		J	CV	211179X	
		J	5,6	5-213X	5-790X
		J	7	5-1204X	5-792X
		J	CB	210088-1X	
	Wheel Joint	J	1	5-806X	
1980	2-Joint Driveshaft	Y	2,4	5-1203X	5-790X
		Y	3,5	5-1204X	5-792X
	Wheel Joint Dana Model 44 IFS Axle Lube fitting in brg. cup Dana Model 50 IFS Axle	Y	1	5-760X	
		Y	1	5-297-1X	
		Y	1	5-282X	
1981	2-Joint Driveshaft	Y	2,4	5-1203X	5-790X
		Y	3,5	5-1204X	5-792X
	Wheel Joint Dana Model 44 IFS Axle Lube fitting in brg. cup Dana Model 50 IFS Axle	Y	1	5-760X	
		Y	1	5-297-1X	
		Y	1	5-282X	
1982	2-Joint Driveshaft w/1.062" Brg. cup dia. w/1.062" & 1.125" Brg. cup dia.	Y,Z	2,3	5-1204X	5-792X
		Y	4	5-1203X	5-790X
		Y	4,5	5-1204X	5-792X
	3-Joint Driveshaft	Z	4,6	5-1204X	5-792X
		Z	5	5-1203X	5-790X
		Z	CB	211175X	
	Wheel Joint Dana Model 50 IFS Axle	Y,Z	1	5-282X	
1983-1984	2-Joint Driveshaft w/1.062" Brg. cup dia. w/1.062" & 1.125" Brg. cup dia.	Y,Z	2,3	5-1204X	5-792X
		Y	4	5-1203X	5-790X
		Y	4,5	5-1204X	5-792X
	3-Joint Driveshaft	Z	4,6	5-1204X	5-792X
		Z	5	5-1203X	5-790X
		Z	CB	211175X	
	Wheel Joint Dana Model 44 IFS Axle Lube fitting in brg. cup Dana Model 50 IFS Axle	Y,Z	1	5-760X	
		Y,Z	1	5-297-1X	
Y,Z		1	5-282X		

4WD



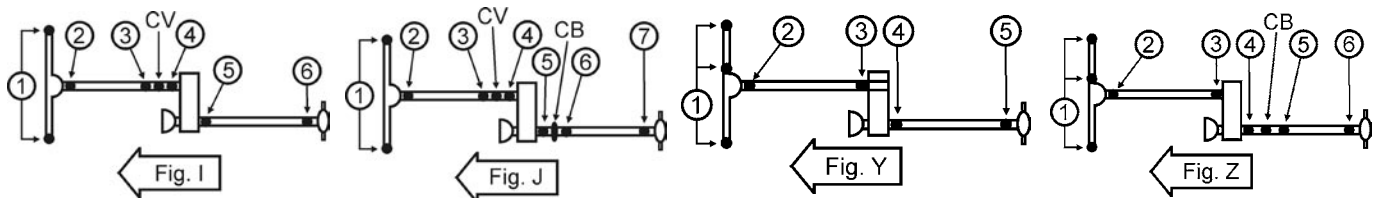
Important: See Safety Information in General Information Section (J300P-GI)

Year	Model & Description	Fig.	Location	Spicer Part No.	SPL Part No.	
FORD						
F350 (PART TIME 4WD)						
1985	2-Joint Driveshaft w/1.062" & 1.125" Brg. cup dia. w/1.062" Brg. cup dia. w/1.062" & 1.125" Brg. cup dia.	L,N,Y,Z	2,3	5-1204X	5-792X	
		P,V	2	5-1204X	5-792X	
		P,V	3,4	5-1203X	5-790X	
		L,P,Y	4	5-1203X	5-790X	
		L,P,Y	4,5	5-1204X	5-792X	
	3-Joint Driveshaft	N,V,Z	4,6	5-1204X	5-792X	
		N,V,Z	5	5-1203X	5-790X	
		N,V,Z	CB	211175X		
	Wheel Joint Dana Model 44 IFS Axle Dana Model 50 IFS Axle Model 60 w/Monobeam	Lube fitting in brg. cup		Y,Z	1	5-760X
				Y,Z	1	5-297-1X
		Y,Z	1	5-282X		
		L,N	1	5-806X		
1986-1987	w/New Process Trans.	Y,Z	2	5-1204X	5-792X	
		Y,Z	3	5-1203X	5-790X	
	Exc. New Process Trans.	J	2	5-1204X	5-792X	
		J	3,4	5-1203X	5-790X	
	2-Joint Driveshaft w/1.062" & 1.125" Brg. cup dia. w/1.062" Brg. cup dia.	Y	4,5	5-1204X	5-792X	
		Y	4	5-1203X	5-790X	
	3-Joint Driveshaft w/1.062" Brg. cup dia. w/1.062" & 1.125" Brg. cup dia. w/1.062" Brg. cup dia.	Z	4,5	5-1203X	5-790X	
		Z	6	5-1204X	5-792X	
		J	5,6,7	5-1203X	5-790X	
		J,Z	CB	211175X		
Wheel Joint Model 60 w/Monobeam Dana Model 50 IFS Axle	J	1	5-806X			
	Y,Z	1	5-282X			
1988-1989	2-Joint Driveshaft	Y,Z	2	5-1203X	5-790X	
		Y,Z	3	5-1204X	5-792X	
	3-Joint Driveshaft	I,J	2	5-1204X	5-792X	
		I,J	3,4	5-1203X	5-790X	



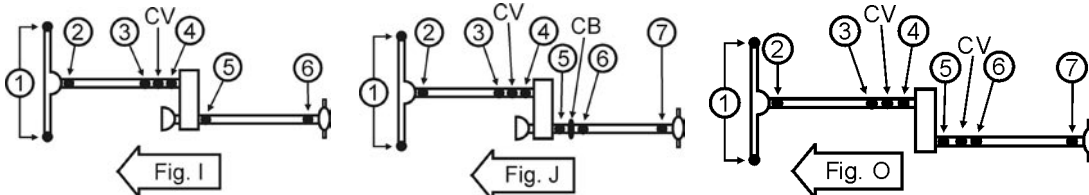
Year	Model & Description	Fig.	Location	Spicer Part No.	SPL Part No.
FORD					
F350 (PART TIME 4WD)					
1988-1989	2-Joint Driveshaft w/1.062" Brg. cup dia.	I	5	5-1203X	5-790X
		Y	4	5-1203X	5-790X
	w/1.188" Brg. cup dia.	I	5,6	5-178X	5-799X
		Y	4,5	5-178X	5-799X
	w/1.062" & 1.125" Brg. cup dia.	I	6	5-1204X	5-792X
		Y	5	5-1204X	5-792X
	3-Joint Driveshaft w/1.188" Brg. cup dia.	J	5,6,7	5-178X	5-799X
		Z	4,5,6	5-178X	5-799X
	Wheel Joint Model 60 w/Monobeam Dana Model 50 IFS Axle	J	1	5-806X	
		Y,Z	1	5-282X	
1990-1991	Exc. 160" WB w/7.5L & 3 Spd AT	I,J	2	5-1204X	5-792X
		I,J	3,4	5-213X	5-790X
	w/160" WB w/7.5L & 3 Spd AT	I,J	2	5-1204X	5-792X
		I,J	3	5-3147X	5-795X
		I,J	4	5-212X	
	Reg. Cab 133" WB w/AT	I	5	5-213X	5-790X
		I	6	5-1204X	5-792X
		I	5	5-213X	5-790X
		I	6	5-1204X	5-792X
	w/5.8L Eng & MT	I	5	5-213X	5-790X
		I	6	5-1204X	5-792X
	w/7.3L & 7.5L Eng & MT	I	5,6	5-178X	5-799X
		I	5,6	5-178X	5-799X
	Reg. Cab 136" WB	J	5,6,7	5-178X	5-799X
	Super Cab 160" & 168" WB	J	5,6,7	5-178X	5-799X
	Wheel Joint w/inside snap rings	I,J	1	5-806X	
I,J		1	5-282X		
1992		I,J	2	5-1204X	5-792X
		I,J	3,4	5-213X	5-790X
	Reg. Cab 133" WB w/AT from 1/92 w/AT to 1/92	I	5,6	5-213X	5-790X
		I	5	5-213X	5-790X
		I	6	5-1204X	5-792X
		I	5,6	5-213X	5-790X
	w/5.8L Eng & MT from 1/92 w/5.8L Eng & MT to 1/92	I	5	5-213X	5-790X
		I	6	5-1204X	5-792X
	w/7.3L & 7.5L Eng & MT	I	5,6	5-178X	5-799X
		I	5,6	5-178X	5-799X
	Reg. Cab 136" WB	J	5,6,7	5-178X	5-799X
	Reg. Cab 138" WB w/5.8L & 3 Spd AT, & 5 spd MT	J	5,6,7	5-178X	5-799X
	Super Cab 160" & 168" WB	J	5,6,7	5-178X	5-799X
	Wheel Joint w/inside snap rings	I,J	1	5-806X	
		I,J	1	5-282X	

4WD



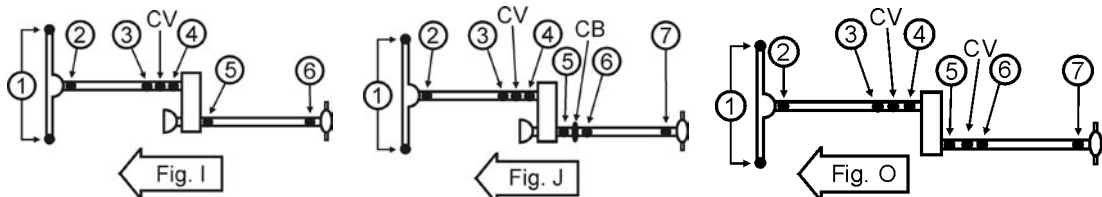
Important: See Safety Information in General Information Section (J300P-GI)

Year	Model & Description	Fig.	Location	Spicer Part No.	SPL Part No.
FORD					
F350 (PART TIME 4WD)					
1993-1995		I,J	2	5-1204X	5-792X
		I,J	3,4	5-213X	5-790X
	Reg. Cab 133" WB w/AT w/7.3L & 7.5L Eng & MT w/5.8L Eng & 4 Spd MT	I	5	5-213X	5-790X
		I	6	5-1204X	5-792X
		I	5,6	5-178X	5-799X
		I	5	5-1204X	5-792X
		I	6,7	5-213X	5-790X
	Super Cab 160" WB w/5.8L & 3 Spd AT	I	5	5-1204X	5-792X
		I	6,7	5-213X	5-790X
		I	CB	211499X	
Super Cab 168" WB w/5.8L & 4 Spd AT	J	5,6,7	5-178X	5-799X	
Wheel Joint w/inside snap rings w/outside snap rings Front axle has 3 Wheel Joints	I,J	1	5-806X		
	I,J	1	5-282X		
1996-1998	Slip Yoke Boot Kit	I,J	2	211462X	
	w/1.062" Brg. cup dia.	I,J	2,3,4	5-213X	5-790X
	w/1.062" & 1.125" Brg. cup dia.	I,J	2	5-1204X	5-792X
	Reg. Cab 133" WB w/5.8L Eng & 4 Spd AT w/7.3L & 7.5L Eng	I	5	5-213X	5-790X
		I	6	5-1204X	5-792X
		I	5,6	5-3147X	5-795X
		J	5,6,7	5-178X	5-799X
	Wheel Joint w/inside snap rings w/outside snap rings Front axle has 3 Wheel Joints	I,J	1	5-806X	
I,J		1	5-282X		
1999	Slip Yoke Boot Kit	I,J	2	211462X	
	w/1.062" Brg. cup dia.	I,J	2,3,4	5-213X	5-790X
	w/1.062" & 1.125" Brg. cup dia.	I,J	2	5-1204X	5-792X
	Reg. Cab 133" WB w/5.8L Eng & 4 Spd AT w/7.3L & 7.5L Eng	I	5	5-213X	5-790X
		I	6	5-1204X	5-792X
		I	5,6	5-3147X	5-795X
		J	5,6,7	5-178X	5-799X
	Wheel Joint w/inside snap rings w/outside snap rings Front axle has 3 Wheel Joints	I,J	1	5-806X	
I,J		1	5-282X		
F350 SUPER DUTY					
1999-2003		I,J,O	2,3,4	5-178X	5-799X
	5.4L w/AT 137" WB 142" & 172" WB	I	5,6	5-178X	5-799X
		J	5,6,7	5-160X	5-801X
		J	CB	211359X	
	6.0L Diesel w/AT 172" WB	J	5,6,7	5-160X	5-801X
J		CB	211359X		



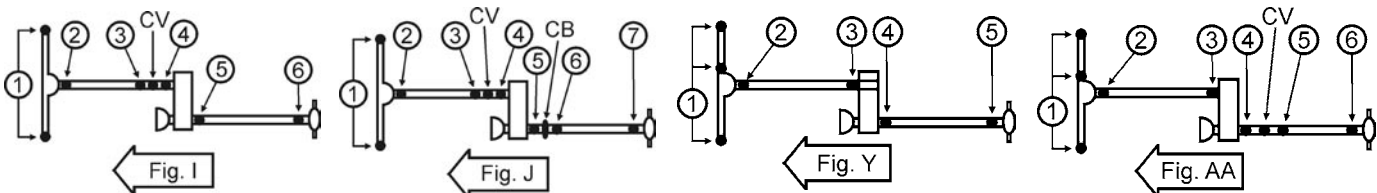
Year	Model & Description	Fig.	Location	Spicer Part No.	SPL Part No.
FORD					
F350 SUPER DUTY					
1999-2003	6.0L, 6.8L, 7.3L Eng. 141" WB 137" & 142" WB	I	5,6	5-160X	5-801X
		O	5,6	5-178X	5-799X
		O	7	5-160X	5-801X
	6.8L Eng. w/156" & 158" WB	J	5,6,7	5-160X	5-801X
		J	CB	211359X	
	7.3L Diesel Eng. w/158" WB	J	5,6,7	5-160X	5-801X
J		CB	211359X		
Wheel Joint Dana Model 50 Axle Dana Model 60 Axle	I,J,O	1	5-282X		
	I,J,O	1	5-806X		
2004	5.4L w/AT 137" WB 142" & 172" WB	I,J,O	2,3,4	5-178X	5-799X
		I	5,6	5-178X	5-799X
		J	5,6,7	5-160X	5-801X
	6.0L Diesel w/AT 172" WB	J	CB	211359X	
		J	5,6,7	5-160X	5-801X
	6.0L, 6.8L, 7.3L Eng. 141" WB 137" & 142" WB	J	5,6,7	5-160X	5-801X
		I	5,6	5-178X	5-799X
		O	7	5-160X	5-801X
	6.8L Eng. w/156" & 158" WB	J	5,6,7	5-160X	5-801X
		J	CB	211359X	
	7.3L Diesel Eng. w/158" WB	J	5,6,7	5-160X	5-801X
		J	CB	211359X	
	Wheel Joint Dana Model 50 Axle Dana Model 60 Front Axle	I,J,O	1	5-282X	
		I,J,O	1	5-806X	
2005-2006	I,J,O	2,3,4	5-178X	5-799X	
	Reg. Cab Exc. Double Carden Joint at Transmission	I	5,6	5-160X	5-801X
	Reg. Cab, Super Cab w/Short Bed w/Double Carden Joint at Transmission	O	5,6,7	5-160X	5-801X
	Chassis Cab w/141" WB w/156" or longer WB	I	5,6	5-160X	5-801X
		J	5,6,7	5-160X	5-801X
	Super Cab w/Long Bed & Crew Cab	J	5,6,7	5-160X	5-801X
Wheel Joint Dana Model 60 Axle	I,J,O	1	5-806X		
F450 SUPER DUTY					
1999-2006	Front Driveshaft	I,J	2,3,4	5-178X	5-799X
	2-Joint Driveshaft w/141" WB	I	5,6	5-188X	5-803X
	3-Joint Driveshaft w/165" or Longer WB	J	5,6,7	5-188X	5-803X
	Wheel Joint	I,J	1	5-806X	

4WD



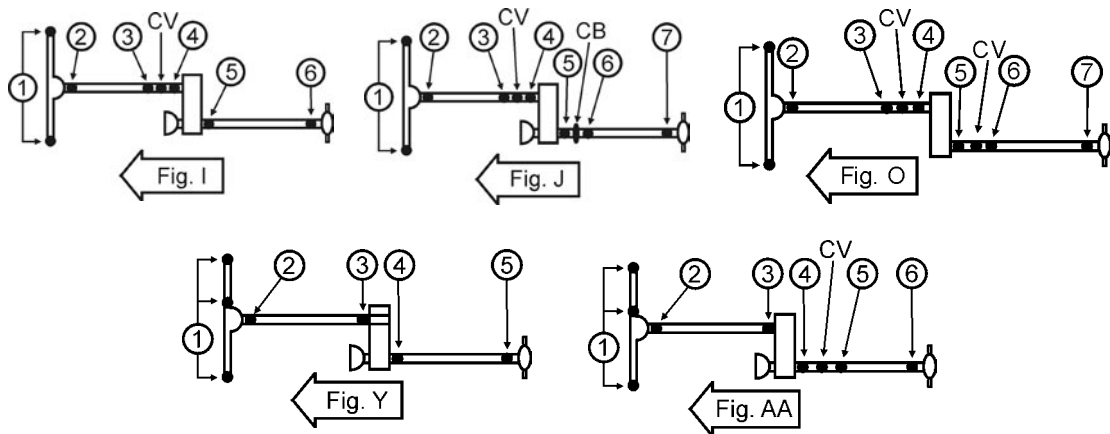
Important: See Safety Information in General Information Section (J300P-GI)

Year	Model & Description	Fig.	Location	Spicer Part No.	SPL Part No.
FORD					
F550 SUPERDUTY					
1999-2006	Front Driveshaft	I,J	2,3,4	5-178X	5-799X
	2-Joint Driveshaft w/141" WB	I	5,6	5-188X	5-803X
	3-Joint Driveshaft w/165" or Longer WB	J	5,6,7	5-188X	5-803X
	Wheel Joint	I,J	1	5-806X	
RANGER					
1983-1984	w/AT & 4 Spd. MT	Y,AA	2	5-1200X	
		Y,AA	3	5-443X	
	w/5 Spd. MT	Y,AA	2,3	5-1200X	
	w/6' Bed, 108" WB	AA	4,5,6	5-443X	
		AA	CV	211342X	
	w/7' Bed, 114" WB	Y	4,5	5-443X	
	Wheel Joint	Y,AA	1	5-456X	
1985	w/108" WB w/4 Spd. Trans.	Y,AA	2	5-1200X	
		Y,AA	3	5-443X	
	Exc. 108" WB, w/4 Spd. Trans.	Y,AA	2,3	5-1200X	
	w/7' Bed, 114" WB	Y	4,5	5-443X	
	w/6' Bed, 108" WB	AA	4,5,6	5-443X	
		AA	CV	211342X	
	Wheel Joint	Y,AA	1	5-456X	
1986		Y,AA	2,3	5-1200X	
	Reg. Cab	Y	4,5	5-443X	
	Super Cab	AA	4,6	5-443X	
	Wheel Joint	Y,AA	1	5-456X	
1987	Regular Cab	Exc. STX	Y,AA	2,3	5-1200X
		STX	Y,AA	2,3	5-443X
		w/6' Bed, 108" WB	AA	4,5,6	5-443X
		w/7' Bed, 114" WB	Y	4,5	5-443X
	Super Cab	w/125" WB	Y,AA	2,3	5-1200X
			AA	4,5	5-443X
	Wheel Joint	Y,AA	1	5-456X	
1988	Regular Cab	Exc. STX	Y,AA	2,3	5-1200X
		STX	Y,AA	2,3	5-443X
		w/6' Bed, 108" WB	AA	4,5,6	5-443X
		w/7' Bed, 114" WB	Y	4,5	5-443X
	Super Cab	Exc. STX, w/AT	Y,AA	2,3	5-1200X
		Exc. STX, w/MT to 6/88	AA	4,5	5-443X
		Exc. STX, w/MT from 6/88	AA	4,5	5-443X
			AA	4,5,6	5-443X



Year	Model & Description	Fig.	Location	Spicer Part No.	SPL Part No.	
FORD						
RANGER						
1988	Super Cab STX	AA	4,5	5-443X		
	Wheel Joint	Y,AA	1	5-456X		
1989	Regular Cab w/std Ride Height w/Improved Ride Height w/7' Bed, 114" WB w/6' Bed, 108" WB	Y,AA	2,3	5-153X	5-785X	
		Y,AA	2,3	5-443X		
		Y	4,5	5-443X		
		AA	4,5,6	5-153X	5-785X	
	Super Cab w/std Ride Height w/125" WB	Y,AA	2,3	5-153X	5-785X	
		AA	4,5,6	5-443X		
	Wheel Joint	Y,AA	1	5-456X		
1990	Exc. CV Style Front shaft	Y,AA	2,3	5-153X	5-785X	
		I,J,O	2,3,4	5-153X	5-785X	
	Regular Cab w/6' Bed, 108" WB w/7' Bed, 114" WB	O	5,6,7	5-153X	5-785X	
		I	5,6	5-153X	5-785X	
	Super Cab w/125" WB	J	5,6,7	5-153X	5-785X	
		J	CB	211590-1X		
	Wheel Joint Dana Model 28 Axle Dana Model 35 Axle	ALL	1	5-456X		
		ALL	1	5-760X		
1991-1992	Exc. CV Style Front shaft	Y,AA	2,3	5-153X	5-785X	
		I,J,O	2,3,4	5-153X	5-785X	
		Lube fitting in brg. cup	I,J,O	2,3,4	5-433-1X	
	Reg. Cab w/6' Bed, 108" WB	O	5,6,7	5-153X	5-785X	
		O	5,6,7	5-433-1X		
	Reg. Cab w/7' Bed, 114" WB	I,Y	5,6	5-153X	5-785X	
		I,Y	5,6	5-433-1X		
	Super Cab w/125" WB	J,AA	5,6,7	5-153X	5-785X	
		J,AA	5,6,7	5-433-1X		
		J,AA	CB	211590-1X		
	Wheel Joint Dana Model 28 Axle Dana Model 35 Axle	ALL	1	5-456X		
		ALL	1	5-760X		
	1993-1997	Exc. CV Style Front shaft	Y,AA	2,3	5-153X	5-785X
			I,J,O	2,3,4	5-153X	5-785X
I,J,O			2,3,4	5-433-1X		

4WD



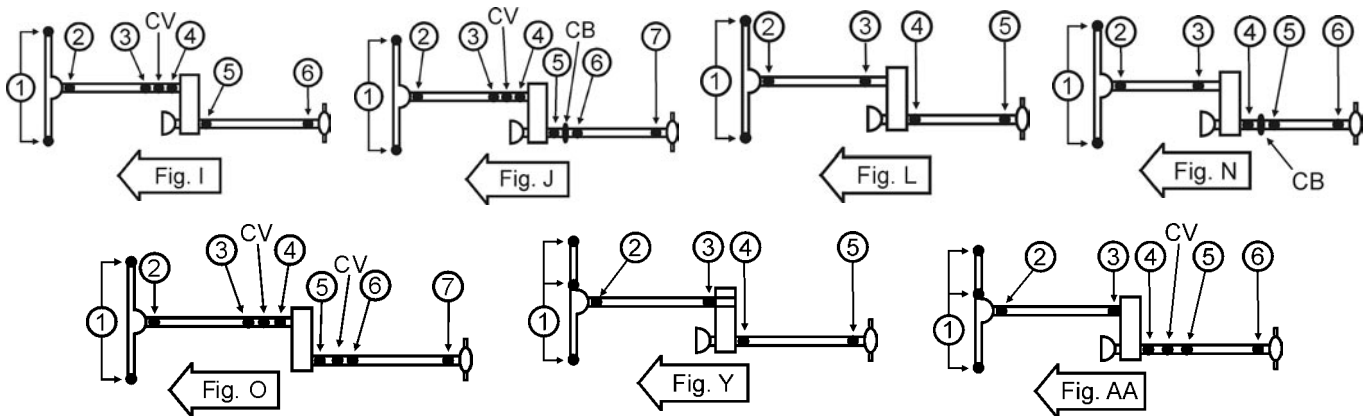
Important: See Safety Information in General Information Section (J300P-GI)

4WD

Year	Model & Description	Fig.	Location	Spicer Part No.	SPL Part No.
FORD					
RANGER					
1993-1997	Reg. Cab w/6' Bed, 108" WB	O	5,6,7	5-153X	5-785X
			Lube fitting in brg. cup	O	5,6,7
	Reg. Cab w/7' Bed, 114" WB	I,Y	5,6	5-153X	5-785X
			Lube fitting in brg. cup	I,Y	5,6
	Super Cab w/125" WB	Lube fitting in brg. cup	J,AA	5,6,7	5-153X
J,AA			5,6,7	5-433-1X	
Wheel Joint	Dana Model 28 Axle	ALL	1	5-456X	
	Dana Model 35 Axle	ALL	1	5-760X	
1998	w/plunging CV joint at TC	L	2	5-153X	5-785X
		L	3	032DS850002	
	2-Joint Driveshaft	L	4,5	5-213X	5-790X
1999-2001	w/plunging CV joint at TC	L,N	2	5-153X	5-785X
		L,N	3	032DS850002	
	2-Joint Driveshaft	L	4,5	5-213X	5-790X
	3-Joint Driveshaft	N	4,5,6	5-153X	5-785X
		N	CB	211872-1X	
2002-2004	w/plunging CV joint at TC	L,N	2	5-153X	5-785X
		L,N	3	032DS850002	
	2-Joint Driveshaft	L	4,5	5-213X	5-790X
	3-Joint Driveshaft	N	4,5,6	5-153X	5-785X
		N	CB	211872-1X	
2005-2006	w/plunging CV joint at TC	L	2	5-153X	5-785X
		L	3	032DS850002	
	2-Joint Driveshaft	L	4,5	5-213X	5-790X

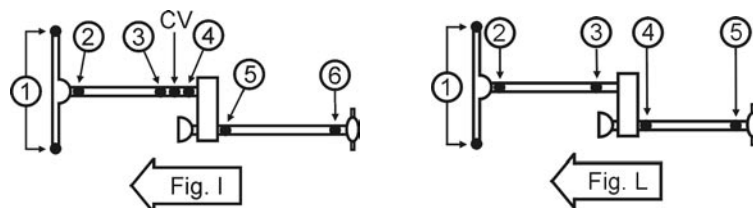
GEO

1989-1998	TRACKER	L	2,3	5-1503X	
		L	4,5	5-1503X	



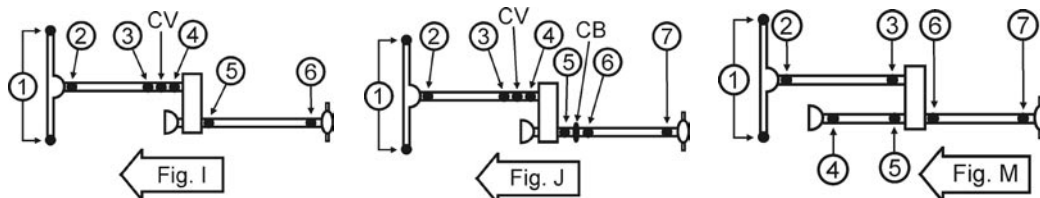
Year	Model & Description	Fig.	Location	Spicer Part No.	SPL Part No.		
GMC							
CANYON PICK-UP							
2004-2006	Front Driveshaft	L	2	5-153X	5-785X		
		L	4	5-213X	5-790X		
		L	5	5-212X	5003097		
	w/AAM 1335 Series Driveshaft	L	4	N/A			
	w/AAM 1335 x 3R(Saginaw) Series Driveshaft	L	5	N/A			
ENVOY							
2002-2006	Front Driveshaft	L	2	5-350X			
		L	4,5	5-3147X	5-795X		
H1500 SERIES SAVANA							
2003-2006	Front Driveshaft	L	2,3	5-3147X	5-795X		
	2-Joint Driveshaft	L	4,5	5-178X	5-799X		
H2500 SERIES SAVANA							
2003-2006		L	2,3	5-3147X	5-795X		
		L	4,5	5-178X	5-799X		
JIMMY (FULL SIZE)							
1969-1971	CV centering yoke kit	I	2,3,4,5,6	5-153X	5-785X		
		I	CV	211355X			
		I	1	5-260X			
		I	1	5-260-1X			
1972	Wheel Joint	CV centering yoke kit	2,3,4,5,6	5-153X	5-785X		
						I	CV
		w/1.062" Brg. cup dia	I	1	5-260X		
			Lube fitting in brg. cup	I	1	5-260-1X	
				I	1	5-760X	
1973-1977	Wheel Joint	CV centering yoke kit	2,3,4,5,6	5-153X	5-785X		
						I	CV
		Lube fitting in brg. cup	I	1	5-760X		
			I	1	5-297-1X		
1978	w/inside snap rings	I	2,3,4	5-3147X	5-795X		
		I	CV	211009X			
		I	CV	211007X			
	w/outside snap rings	I	2,3,4	5-153X	5-785X		
		CV centering yoke kit	I	CV	211355X		
			I	5,6	5-153X	5-785X	

4WD



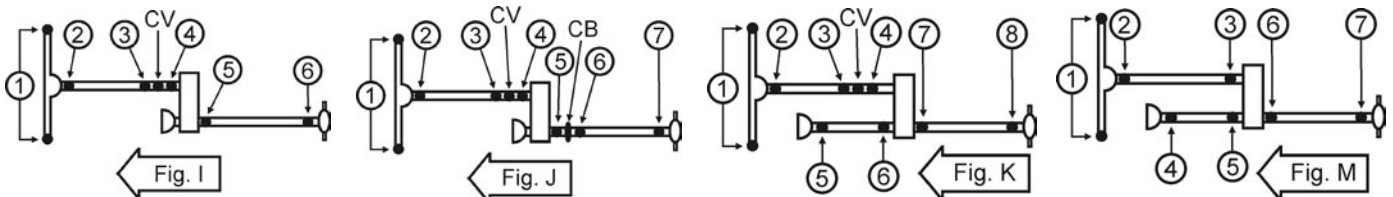
Important: See Safety Information in General Information Section (J300P-GI)

Year	Model & Description	Fig.	Location	Spicer Part No.	SPL Part No.
GMC					
JIMMY (FULL SIZE)					
1978	3-Joint Driveshaft	J	5	5-153X	5-785X
		J	6,7	5-178X	5-799X
		J	CB	210088-1X	
	Wheel Joint	I	1	5-760X	
		I	1	5-297-1X	
1979-1981		I	2	5-153X	5-785X
		I	3,4	5-3147X	5-795X
		I	CV	211009X	
		I	CV	211007X	
	w/305 Eng. & 4 Spd. MT	I	5,6	5-178X	5-799X
	All Others	I	5,6	5-3147X	5-795X
	Wheel Joint	I	1	5-760X	
		I	1	5-297-1X	
1982-1986		I	2	5-153X	5-785X
		I	3,4	5-3147X	5-795X
		I	CV	211009X	
		I	CV	211007X	
	w/outside snap rings	I	5,6	5-178X	5-799X
	w/inside snap rings	I	5,6	5-3147X	5-795X
	Wheel Joint	I	1	5-760X	
		I	1	5-297-1X	
1987-1991		I	2	5-153X	5-785X
		I	3,4	5-3147X	5-795X
	w/outside snap rings	I	5,6	5-178X	5-799X
	w/inside snap rings	I	5,6	5-3147X	5-795X
	Wheel Joint	I	1	5-760X	
K-15 SERIES PICK-UP					
1957-1959	w/3.469" outside yoke dim.	M	2,3	5-153X	5-785X
	w/3.875" outside yoke dim.	M	2,3	5-178X	5-799X
	w/Hydramatic Trans.	M	4,5	5-153X	5-785X
	w/MT	M	4,5	5-178X	5-799X
	All	M	6,7	5-178X	5-799X
1960-1963	1500 w/3 Spd. MT	M	2,3,4,5	5-153X	5-785X
		M	6,7	5-178X	5-799X
	w/4 Spd. MT	M	2,3,5	5-153X	5-785X
		M	4,6,7	5-178X	5-799X
	K1000 w/3 Spd. MT w/4 Spd. MT	M	2 THRU 7	5-153X	5-785X
		M	2,3,5,6,7	5-153X	5-785X



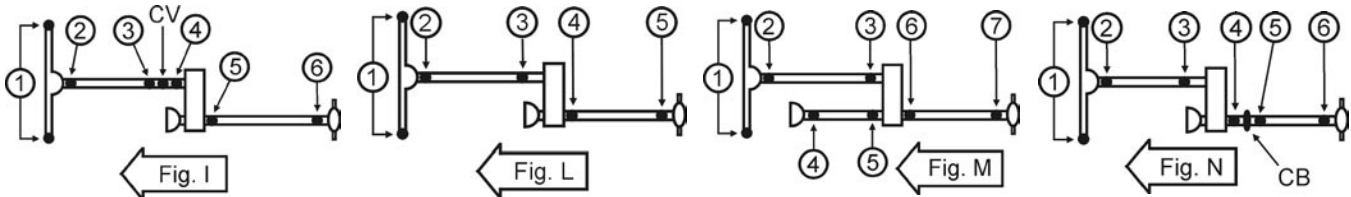
Year	Model & Description	Fig.	Location	Spicer Part No.	SPL Part No.	
GMC						
K-15 SERIES PICK-UP						
1960-1963		M	4	5-178X	5-799X	
	Wheel Joint w/inside snap rings	M	1	5-74X		
	w/outside snap rings	M	1	5-86X		
1964-1966	w/3 Spd. MT	M	2,3,4,5	5-153X	5-785X	
		M	6,7	5-178X	5-799X	
	w/4 Spd. MT	M	2,3,5	5-153X	5-785X	
		M	4,6,7	5-178X	5-799X	
	Wheel Joint w/inside snap rings	M	1	5-74X		
		w/outside snap rings	M	1	5-86X	
1967-1976	CV centering yoke kit	K	2,3,4,5,6	5-153X	5-785X	
		K	CV	211355X		
		K	7,8	5-153X	5-785X	
	Wheel Joint w/inside snap rings	K	1	5-74X		
		w/outside snap rings	K	1	5-86X	
	1977-1978	w/outside snap rings	I	2,3,4,5,6	5-153X	5-785X
CV centering yoke kit		I	CV	211355X		
w/inside snap rings		J	2,3,4	5-3147X	5-795X	
3-Joint Driveshaft CV ball & seat kit		J	CV	211009X		
		CV seat repair kit	J	CV	211007X	
		J	5	5-3147X	5-795X	
		J	6,7	5-178X	5-799X	
Wheel Joint		J	CB	210088-1X		
		Lube fitting in brg. cup	I,J	1	5-760X	
I,J		1	5-297-1X			
1979-1981	w/outside snap rings w/1.062" Brg. cup dia	I,J	2	5-153X	5-785X	
	w/inside snap rings w/1.126" Brg. cup dia.	I,J	3,4	5-3147X	5-795X	
		CV ball & seat kit	I,J	CV	211009X	
	CV seat repair kit	I,J	CV	211007X		
	w/outside snap rings w/1.062" Brg. cup dia	I	5,6	5-153X	5-785X	
		w/1.188" Brg. cup dia.	J	5,6,7	5-178X	5-799X
	Wheel Joint	J	CB	210088-1X		
		Lube fitting in brg. cup	I,J	1	5-760X	
I,J	1	5-297-1X				
1982-1986	CV ball & seat kit	I	2	5-153X	5-785X	
		I	3,4	5-3147X	5-795X	
		I	CV	211009X		
		I	CV	211007X		
	w/inside snap rings	I	5,6	5-3147X	5-795X	

4WD



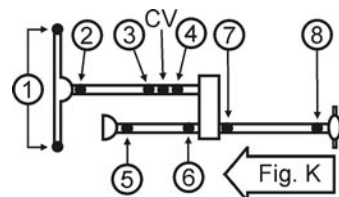
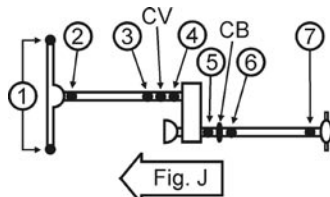
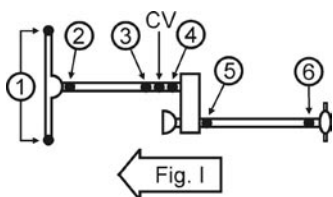
Important: See Safety Information in General Information Section (J300P-GI)

Year	Model & Description	Fig.	Location	Spicer Part No.	SPL Part No.	
GMC						
K-15 SERIES PICK-UP						
1982-1986	w/outside snap rings	I	5,6	5-178X	5-799X	
	Wheel Joint	I	1	5-760X		
	Lube fitting in brg. cup	I	1	5-297-1X		
1992-1999	w/Turbo Diesel	L,N	2	5-212X	5-793X	
		L,N	3	5-213X	5-790X	
	w/o Turbo Diesel	L,N	2,3	5-3147X	5-795X	
	Regular Cab	w/inside snap rings	L	4,5	5-3147X	5-795X
		w/outside snap rings	L	4,5	5-178X	5-799X
	Ext. Cab w/2-Joint Driveshaft	w/1.062" Brg. cup dia	L	4	5-213X	5-790X
		w/1.062" & 1.125" Brg. cup dia.	L	5	5-212X	5-793X
		w/1.188" Brg. cup dia.	L	4,5	5-178X	5-799X
	Ext. Cab w/3-Joint Driveshaft	w/6 1/2' Bed, Exc. MT1 AT, MT8 MT & HD Chassis	L	4	5-213X	5-790X
			L	5	5-212X	5-793X
		w/8' Bed, Exc. MT1 AT, MT8 MT & HD Chassis	N	4,5	5-213X	5-790X
			N	6	5-212X	5-793X
w/8' Bed, w/MT1 AT or MT8 MT & HD Suspension		N	4,5,6	5-178X	5-799X	
		N	CB	211499X		
K-15 SERIES SUBURBAN						
1957-1959	w/3.469" outside yoke dim.	M	2,3	5-153X	5-785X	
	w/3.875" outside yoke dim.	M	2,3	5-178X	5-799X	
	w/Hydramatic Trans.	M	4,5	5-153X	5-785X	
	w/MT	M	4,5	5-178X	5-799X	
	All	M	6,7	5-178X	5-799X	
1960-1963	1500 w/3 Spd. MT	M	2,3,4,5	5-153X	5-785X	
		M	6,7	5-178X	5-799X	
	w/4 Spd. MT	M	2,3,5	5-153X	5-785X	
		M	4,6,7	5-178X	5-799X	
	K1000 w/3 Spd. MT	M	2 THRU 7	5-153X	5-785X	
		M	2,3,5,6,7	5-153X	5-785X	
		M	4	5-178X	5-799X	
Wheel Joint	w/inside snap rings	M	1	5-74X		
	w/outside snap rings	M	1	5-86X		
1964-1966	w/3 Spd. MT	M	2,3,4,5	5-153X	5-785X	
		M	6,7	5-178X	5-799X	
	w/4 Spd. MT	M	2,3,5	5-153X	5-785X	
		M	4,6,7	5-178X	5-799X	
	Wheel Joint	w/inside snap rings	M	1	5-74X	
w/outside snap rings		M	1	5-86X		



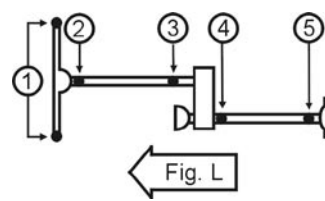
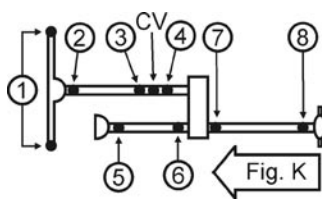
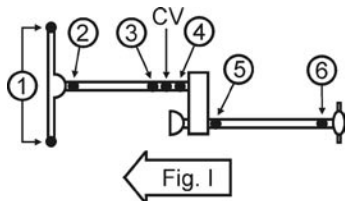
Year	Model & Description	Fig.	Location	Spicer Part No.	SPL Part No.			
GMC								
K-15 SERIES SUBURBAN								
1967-1969	CV centering yoke kit	K	2 THRU 8	5-153X	5-785X			
		K	CV	211355X				
		K	7,8	5-153X	5-785X			
	Wheel Joint	w/inside snap rings	K	1	5-74X			
		w/outside snap rings	K	1	5-86X			
1970-1971	CV centering yoke kit	K	2 THRU 8	5-153X	5-785X			
		K	CV	211355X				
	Wheel Joint		K	1	5-260X			
		Lube fitting in brg. cup	K	1	5-260-1X			
1972	CV centering yoke kit	K	2 THRU 8	5-153X	5-785X			
		K	CV	211355X				
	Wheel Joint	w/1.062" Brg. cup dia.	K	1	5-260X			
		Lube fitting in brg. cup	K	1	5-260-1X			
		w/1.188" Brg. cup dia.	J,K	1	5-760X			
		Lube fitting in brg. cup	J,K	1	5-297-1X			
1973-1976	CV centering yoke kit	K	2 THRU 8	5-153X	5-785X			
		K	CV	211355X				
	Wheel Joint		K	1	5-760X			
		Lube fitting in brg. cup	K	1	5-297-1X			
1977-1978	w/outside snap rings	I	2,3,4,5,6	5-153X	5-785X			
		I	CV	211355X				
	w/inside snap rings	I	2,3,4	5-3147X	5-795X			
		3-Joint Driveshaft	CV ball & seat kit	J	CV	211009X		
	CV seat repair kit		J	CV	211007X			
			J	5	5-3147X	5-795X		
			J	6,7	5-178X	5-799X		
	Wheel Joint		J	CB	210088-1X			
		Lube fitting in brg. cup	I,J	1	5-760X			
	1979-1981	w/outside snap rings	w/1.062" Brg. cup dia	I,J	2	5-153X	5-785X	
I,J				3,4	5-3147X	5-795X		
		CV ball & seat kit	CV seat repair kit	I,J	CV	211009X		
				I	CV	211007X		
		w/outside snap rings	w/1.062" Brg. cup dia	w/1.188" Brg. cup dia.	I	5,6	5-153X	5-785X
					J	5,6,7	5-178X	5-799X
Wheel Joint				J	CB	210088-1X		
		Lube fitting in brg. cup.			I,J	1	5-760X	
				I,J	1	5-297-1X		

4WD



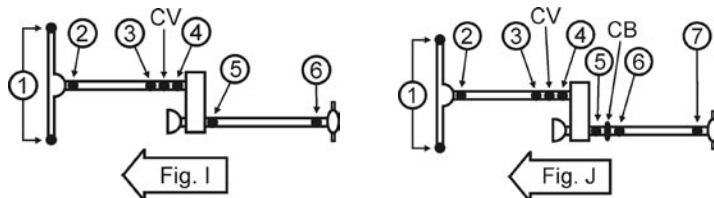
Important: See Safety Information in General Information Section (J300P-GI)

Year	Model & Description	Fig.	Location	Spicer Part No.	SPL Part No.		
GMC							
K-15 SERIES SUBURBAN							
1982-1986	CV ball & seat kit CV seat repair kit	I	2	5-153X	5-785X		
		I	3,4	5-3147X	5-795X		
		I	CV	211009X			
		I	CV	211007X			
	w/inside snap rings	I	5,6	5-3147X	5-795X		
	w/outside snap rings	I	5,6	5-178X	5-799X		
	Wheel Joint	I	1	5-760X			
	Lube fitting in brg. cup.	I	1	5-297-1X			
1992-1993		L	2,3	5-3147X	5-795X		
		L	4,5	5-3147X	5-795X		
1994-1996	w/Turbo Diesel	L	2	5-212X	5-793X		
		L	3	5-213X	5-790X		
	w/o Turbo Diesel	L	2,3	5-3147X	5-795X		
	w/AT	L	4,5	5-3147X	5-795X		
	w/MT	L	4,5	5-178X	5-799X		
1997-1999		L	2,3	5-3147X	5-795X		
	w/inside snap rings	L	4,5	5-3147X	5-795X		
	w/outside snap rings	L	4,5	5-178X	5-799X		
K-25 SERIES PICK-UP							
1964-1966	w/3 Spd. Trans. CV centering yoke kit	K	2,3,4,5,6	5-153X	5-785X		
		K	CV	211355X			
		K	7,8	5-178X	5-799X		
	Wheel Joint	w/inside snap rings	K	1	5-74X		
		w/outside snap rings	K	1	5-86X		
1967-1969	CV centering yoke kit	I	2,3,4,5,6	5-153X	5-785X		
		I	CV	211355X			
	Wheel Joint	w/inside snap rings w/outside snap rings	I	1	5-74X		
		I	1	5-86X			
1970-1971	CV centering yoke kit	I	2,3,4,5,6	5-153X	5-785X		
		I	CV	211355X			
	Wheel Joint		I	1	5-260X		
		Lube fitting in brg. cup	I	1	5-260-1X		
1972	CV centering yoke kit	I	2,3,4,5,6	5-153X	5-785X		
		I	CV	211355X			
	Wheel Joint	w/1.062" Brg. cup dia	I	1	5-260X		
		Lube fitting in brg. cup	w/1.188" Brg. cup dia.	I	1	5-260-1X	
				I	1	5-760X	
	Lube fitting in brg. cup	I	1	5-297-1X			



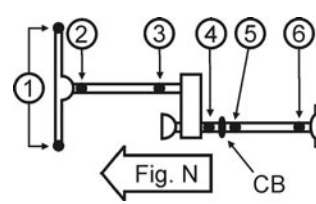
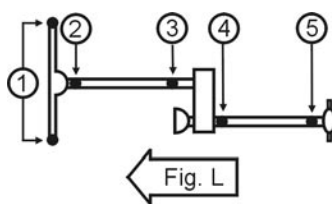
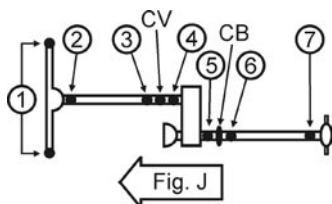
Year	Model & Description	Fig.	Location	Spicer Part No.	SPL Part No.
GMC					
K-25 SERIES PICK-UP					
1973-1974		I	2,3,4,5,6	5-153X	5-785X
	CV centering yoke kit	I	CV	211355X	
	Wheel Joint	I,J	1	5-760X	
	Lube fitting in brg. cup	I,J	1	5-297-1X	
1975-1976		I,J	2,3,4	5-153X	5-785X
	CV centering yoke kit	I	CV	211355X	
	Exc. 292 Eng.	I	5	5-153X	5-785X
		I	6	5-178X	5-799X
	w/292 Eng.	I	5,6	5-153X	5-785X
	Wheel Joint	I,J	1	5-760X	
	Lube fitting in brg. cup	I,J	1	5-297-1X	
1977-1978	w/outside snap rings	I,J	2,3,4	5-153X	5-785X
	CV centering yoke kit	I,J	CV	211355X	
	w/inside snap rings	I,J	2,3,4	5-3147X	5-795X
	CV ball & seat kit	I,J	CV	211009X	
	CV seat repair kit	I,J	CV	211007X	
	2-Joint Driveshaft	I	5	5-153X	5-785X
		I	6	5-178X	5-799X
	3-Joint Driveshaft	J	5,6,7	5-178X	5-799X
		J	CB	210088-1X	
	Wheel Joint	I,J	1	5-760X	
	Lube fitting in brg. cup	I,J	1	5-297-1X	
1979-1981		I,J	2	5-153X	5-785X
		I,J	3,4	5-3147X	5-795X
	CV ball & seat kit	I,J	CV	211009X	
	CV seat repair kit	I,J	CV	211007X	
	2-Joint Driveshaft	I	5	5-153X	5-785X
		I	6	5-178X	5-799X
	3-Joint Driveshaft	J	5,6,7	5-178X	5-799X
		J	CB	210088-1X	
	Wheel Joint	I,J	1	5-760X	
	Lube fitting in brg. cup	I,J	1	5-297-1X	
1982-1986		I	2	5-153X	5-785X
		I	3,4	5-3147X	5-795X
	CV ball & seat kit	I	CV	211009X	
	CV seat repair kit	I	CV	211007X	
	2-Joint Driveshaft	I	5,6	5-178X	5-799X
	Wheel Joint	I	1	5-760X	
	Lube fitting in brg. cup	I	1	5-297-1X	

4WD



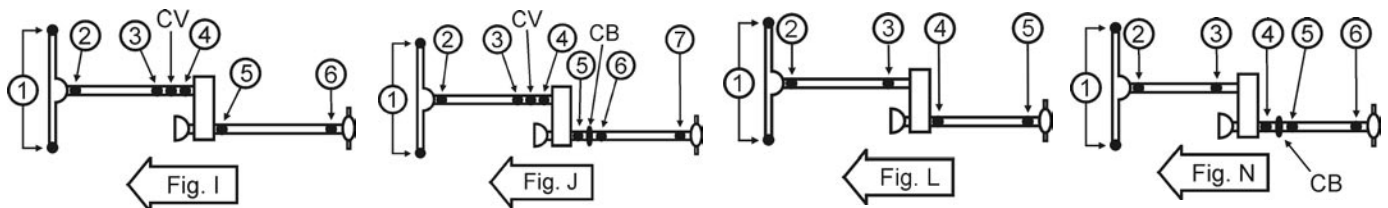
Important: See Safety Information in General Information Section (J300P-GI)

Year	Model & Description	Fig.	Location	Spicer Part No.	SPL Part No.	
GMC						
K-25 SERIES PICK-UP						
1992-1993		L,N	2,3	5-3147X	5-795X	
	2-Joint Driveshaft	Aluminum driveshaft	L	4,5	5-447X	
		Steel Driveshaft	L	4,5	5-178X	5-799X
	3-Joint Driveshaft	Steel Driveshaft	N	4,5,6	5-178X	5-799X
		w/AT	N	CB	211793-1X	
w/MT		N	CB	211499X		
Wheel Joint	L,N	1	5-760X			
1994		L,N	2,3	5-3147X	5-795X	
	2-Joint Driveshaft	Aluminum driveshaft	L	4,5	5-447X	
		Steel Driveshaft	L	4,5	5-178X	5-799X
	3-Joint Driveshaft	Steel Driveshaft	N	4,5,6	5-178X	5-799X
		w/MT1 AT & 6.5L Turbo diesel	N	4,5,6	5-213X	5-790X
		w/AT, Including MT1 AT & 6.5L Turbo Diesel	N	CB	211793-1X	
w/MT		N	CB	211499X		
Wheel Joint	L,N	1	5-760X			
1995-1996		L,N	2,3	5-3147X	5-795X	
	2-Joint Driveshaft	Aluminum driveshaft	L	4,5	5-447X	
		Steel Driveshaft	L	4,5	5-178X	5-799X
	3-Joint Driveshaft	Steel Driveshaft	N	4,5,6	5-178X	5-799X
		w/AT	N	CB	211793-1X	
w/MT		N	CB	211499X		
Wheel Joint	L,N	1	5-760X			
1997-1999		L,N	2,3	5-3147X	5-795X	
	Reg. Cab w/8' Bed	L	4,5	5-178X	5-799X	
	Ext. Cab	w/AT	N	4,5,6	5-178X	5-799X
		w/MT	N	CB	211793-1X	
	Wheel Joint	L,N	1	5-760X		
K-25 SERIES SUBURBAN						
1992-1999	Front Driveshaft	L	2,3	5-3147X	5-795X	
	2-Joint Driveshaft	L	4,5	5-178X	5-799X	
K-35 SERIES						
1977-1978		N	2,3	5-153X	5-785X	
		N	4,5,6	5-178X	5-799X	
	Wheel Joint	N	1	5-806X		
1979		J	2	5-178X	5-799X	
		J	3,4	5-153X	5-785X	
	CV centering yoke kit	J	CV	211355X		



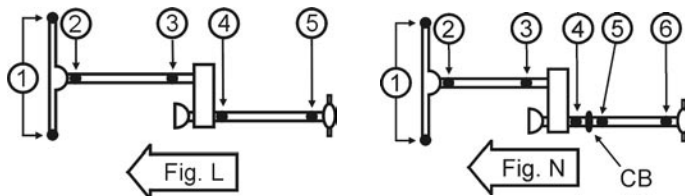
Year	Model & Description	Fig.	Location	Spicer Part No.	SPL Part No.
GMC					
K-35 SERIES					
1979	w/AT	J	5	5-153X	5-785X
		J	6,7	5-178X	5-799X
		J	CB	210088-1X	
	w/MT	J	5,6,7	5-178X	5-799X
	Wheel Joint	J	1	5-806X	
1980-1986	CV ball & seat kit CV seat repair kit	I,J	2	5-153X	5-785X
		I,J	3,4	5-3147X	5-795X
		I,J	CV	211009X	
		I,J	CV	211007X	
		I,J	5,6,7	5-178X	5-799X
	Wheel Joint	I,J	1	5-806X	
1992-1998	w/inside snap rings	L,N	2,3	5-3147X	5-795X
	2-Joint Driveshaft Regular Cab w/131.5" WB	L	4,5	5-178X	5-799X
	3-Joint steel driveshaft 2 dr Chassis Cab & ext. Cab	N	4,5,6	5-178X	5-799X
		N	CB	211793-1X	
	4 Dr Chassis Cab w/steel driveshaft	N	4,5,6	5-178X	5-799X
		N	CB	211735-1X	
1999-2000	Front Driveshaft	L,N	2,3	5-3147X	5-795X
	2-Joint Driveshaft Regular Cab Chassis Cab w/135.5" or 141.5" WB	L	4,5	5-178X	5-799X
		L	4,5	5-160X	5-801X
	3-Joint Driveshaft Ext. Cab or Crew Cab Chassis Cab w/159.5", 168.5" or 183.5" WB	N	4,5,6	5-178X	5-799X
		N	4,5,6	5-160X	5-801X
	S-15 JIMMY				
1983-1990		L	2,3	5-350X	
		L	4,5	5-3147X	5-795X
1991	w/Press-on Slip Yoke Seal	L	2	5-1200X	
		L	3	5-153X	5-785X
	w/Screw-on Slip Yoke Seal	L	2,3	5-350X	
		L	4,5	5-3147X	5-795X
1992-1993	Exc. Typhoon w/Press-on Slip Yoke Seal	L	2	5-1200X	
		L	3	5-153X	5-785X
		L	2,3	5-350X	
	w/Screw-on Slip Yoke Seal	L	4,5	5-3147X	5-795X
		I	3,4	5-443X	5-736X
	Typhoon w/2.688" Yoke Dimension w/3.469" yoke dimension	I	3,4	5-433-1X	
		I	4,5	5-3147X	5-795X

4WD



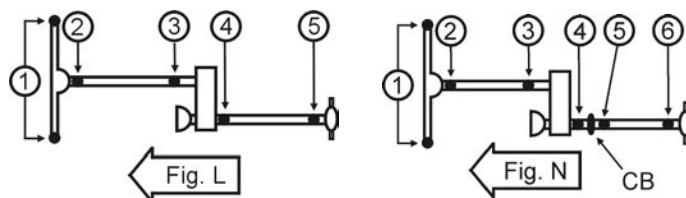
Important: See Safety Information in General Information Section (J300P-GI)

Year	Model & Description	Fig.	Location	Spicer Part No.	SPL Part No.
GMC					
S-15 JIMMY					
1994	w/Press-on Slip Yoke Seal	L	2	5-1200X	
		L	3	5-153X	5-785X
	w/Screw-on Slip Yoke Seal	L	2,3	5-350X	
		L	4,5	5-3147X	5-795X
1995-1999		L	2,3	5-350X	
		L	4,5	5-3147X	5-795X
2000-2001		L	2	5-350X	
	Exc. 2-Door w/ZR2 "High Wider" Sport Pkg. w/Inside Snap Ring	L	4,5	5-3147X	5-795X
	2-Door w/ZR2 "High Wider" Sport Pkg. w/Outside Snap Ring	L	4,5	5-178X	5-799X
S-15 PICK-UP/SONOMA					
1983-1990		L,N	2,3	5-350X	
		L	4,5	5-3147X	5-795X
	Mexicab	N	4,5,6	5-3147X	5-795X
1991	Exc. Syclone w/Press-on Slip Yoke Seal	L	2	5-1200X	
		L	3	5-153X	5-785X
	w/Screw-on Slip Yoke Seal	L	2,3	5-350X	
		L	4,5	5-3147X	5-795X
	Syclone w/2.688" Yoke Dimension w/3.469" yoke dimension	I	3,4	5-443X	5-736X
		I	5,6	5-3147X	5-795X
1992-1993	w/Screw-on Slip Yoke Seal	L	2,3	5-350X	
	w/Press-on Slip Yoke Seal	L	3	5-153X	5-785X
		L	4,5	5-3147X	5-795X
1994	w/Press-on Slip Yoke Seal	L	2	5-350X	
		L	3	5-153X	5-785X
	w/Screw-on Slip Yoke Seal	L	2,3	5-350X	
		L	4,5	5-3147X	5-795X
1995-1999		L,N	2,3	5-350X	
	Exc. ZR2 High Wider Pkg.	L	4,5	5-3147X	5-795X
		N	4,5,6	5-3147X	5-795X
		N	CB	210370-1X	
	w/ZR2 High Wider Pkg & alum. driveshaft	L	4	5-791X	
L	5	5-794X			
2000-2004		L	2	5-350X	
		L	4,5	5-3147X	5-795X



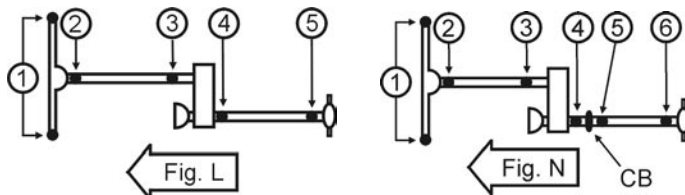
Year	Model & Description	Fig.	Location	Spicer Part No.	SPL Part No.
GMC					
SAFARI					
1990-2002		L	2	5-3147X	5-795X
		L	4	5-3147X	5-795X
		L	5	5-178X	5-799X
2003-2005		L	2	5-3147X	5-795X
		L	4,5	5-3147X	5-795X
SIERRA 1500					
1999-2000	Regular Cab	L	2,3,4,5	5-3147X	5-795X
	Ext. Cab or Crew Cab w/Short Bed	L	2,3	5-3147X	5-795X
		L	4	5-213X	5-790X
	w/Long Bed	L	5	5-212X	5-793X
		N	2,3	5-3147X	5-795X
		N	4,5	5-213X	5-790X
N		6	5-212X	5-793X	
2001	Regular Cab Incl. HD	L	2,3,4,5	5-3147X	5-795X
	Ext. Cab or Crew Cab w/Short Bed; Incl. HD	L	2,3	5-3147X	5-795X
		L	4	5-213X	5-790X
	w/Long Bed; Incl. HD	L	5	5-212X	5-793X
		N	2,3	5-3147X	5-795X
		N	4,5	5-213X	5-790X
N		6	5-212X	5-793X	
2002-2004	Regular Cab Incl. HD	L	2,3,4,5	5-3147X	5-795X
	Ext. Cab, Std. Bed; Incl. HD Exc. 4 Wheel Steering	L	2,3	5-3147X	5-795X
		L	4	5-213X	5-790X
		L	5	5-212X	5-793X
		L	2,3	5-3147X	5-795X
		L	4,5	5-178X	5-799X
	Ext. Cab, Long Bed; Incl. HD	N	2,3	5-3147X	5-795X
		N	4,5	5-213X	5-790X
		N	6	5-212X	5-793X
	Crew Cab; Incl. HD	N	2,3	5-3147X	5-795X
N		4,5,6	5-178X	5-799X	
2005	Front Driveshaft	L,N	2,3	5-3147X	5-795X
	Regular Cab w/Inside snap rings	L	4,5	5-3147X	5-795X
			4,5	5-178X	5-799X
	Ext. Cab, Std. Bed w/1.062" Brg. cup dia	L	4	5-213X	5-790X
			5	5-212X	5-793X
4,5			5-178X	5-799X	
w/1.062" & 1.125" Brg. cup dia.					
w/1.188" Brg. cup dia. Exc. 4 Wheel Steering					

4WD



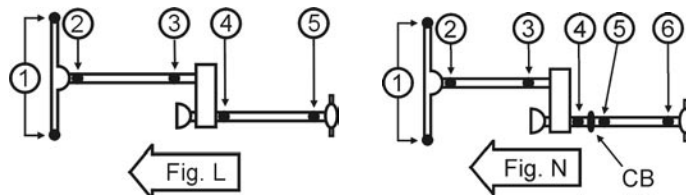
Important: See Safety Information in General Information Section (J300P-GI)

Year	Model & Description	Fig.	Location	Spicer Part No.	SPL Part No.
GMC					
SIERRA 1500					
2005	Ext. Cab, Long Bed w/1.062" & 1.125" Brg. cup dia. w/1.062" Brg. cup dia. w/1.188" Brg. cup dia. Exc. w/4 Wheel Steering	N	5	5-212X	5-793X
		N	4,5	5-213X	5-790X
		N	4,5,6	5-178X	5-799X
	Ext. Cab or Crew Cab w/4 Wheel Steering	L	4,5	5-178X	5-799X
	Crew Cab w/1.188" Brg. cup dia. Exc. w/4 Wheel Steering	L	4,5	5-178X	5-799X
2006	Front Driveshaft	L,N	2,3	5-3147X	5-795X
	Regular Cab, Ext. Cab-Std. Bed, Crew Cab	L	4,5	5-178X	5-799X
	Ext. Cab, Long Bed	N	4,5,6	5-178X	5-799X
SIERRA 2500					
1999-2000	Front Driveshaft	L,N	2,3	5-3147X	5-795X
	2-Joint Driveshaft w/AT w/MT	L	4,5	5-178X	5-799X
		L	4,5	5-160X	5-5-801X
	3-Joint Driveshaft w/AT	N	4,5	5-178X	5-799X
2001-2003	2500 & 2500HD Series	L,N	2,3	5-3147X	5-795X
	2500 Series	L	4,5	5-178X	5-799X
	2500HD Series Reg. Cab w/5 Spd AT Ext. Cab w/Std bed; w/5 Spd MT or w/AT Crew Cab w/Std bed; w/AT 2-Joint Driveshaft w/6 Spd MT	L	4,5	5-160X	5-801X
		L	4,5	5-160X	5-801X
		L	4,5	5-160X	5-801X
		L	4,5	5-188X	5-803X
	Reg. Cab; w/5 Spd MT or 4 Spd AT, w/AAM 1415 Series Driveshaft	L	4,5	N/A	
	Crew Cab w/Long Bed; w/AT	N	4,5,6	5-160X	5-801X
	Crew Cab w/5 Spd MT	N	4,5,6	5-160X	5-801X
	3-Joint Driveshaft w/6 Spd MT	N	4,5,6	5-188X	5-803X



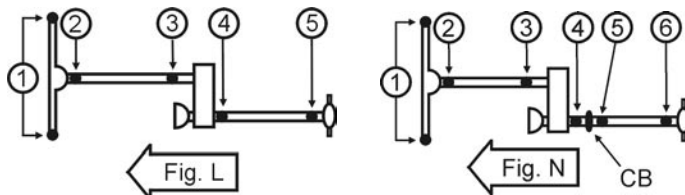
Year	Model & Description	Fig.	Location	Spicer Part No.	SPL Part No.
GMC					
SIERRA 2500					
2004	2500 & 2500HD Series	L,N	2,3	5-3147X	5-795X
	2500 Series	L	4,5	5-178X	5-799X
	2500HD Series				
	Reg. Cab w/5 Spd AT w/1.188" Bearing Cap Diameter	L	4,5	5-160X	5-801X
	Ext. Cab w/Std bed; w/5 Spd MT or w/4 Spd AT	L	4,5	5-160X	5-801X
	Crew Cab w/Std bed; w/AT	L	4,5	5-160X	5-801X
	Ext. Cab w/Std bed; w/5 Spd AT w/1.188" Bearing Cap Diameter	L	4,5	5-160X	5-801X
	2-Joint Driveshaft w/6 Spd MT	L	4,5	5-188X	5-803X
	Reg. Cab w/5 Spd AT w/1.375" Bearing Cap Diameter	L	4,5	5-188X	5-803X
	Ext. Cab w/Std bed; w/5 Spd AT	L	4,5	5-188X	5-803X
	Reg. Cab; w/5 Spd MT or w/4 Spd AT AAM 1415 Series Driveshaft	L	4,5	N/A	
	Crew Cab w/Long Bed; w/AT	N	4,5,6	5-160X	5-801X
	Crew Cab w/5 Spd MT	N	4,5,6	5-160X	5-801X
	Crew Cab w/6 Spd MT	N	4,5,6	5-188X	5-803X
2005	2500HD Series	L,N	2,3	5-3147X	5-795X
	Reg. Cab w/5 Spd AT	L	4,5	5-188X	5-803X
	Reg. Cab w/6 Spd MT	L	4,5	5-188X	5-803X
	Reg. Cab; w/5 Spd MT or w/4 Spd AT AAM 1415 Series Driveshaft	L	4,5	N/A	
	Ext. Cab w/Std bed; w/5 Spd MT or w/4 Spd AT	L	4,5	5-160X	5-801X
	Ext. Cab w/Std bed; w/5 Spd AT	L	4,5	5-188X	5-803X
	Ext. Cab w/Std bed; w/6 Spd MT or w/6 Spd AT	L	4,5	5-188X	5-803X
	Ext. Cab w/Std bed; w/6 Spd MT	L	4,5	5-188X	5-803X
	Exc. Cab w/Long Bed; w/AT	L	4,5	5-160X	5-801X
	Crew Cab w/Std bed; w/AT	L	4,5	5-160X	5-801X
	Exc. Cab w/Long Bed; w/5 Spd MT	N	4,5,6	5-160X	5-801X
	Crew Cab w/Long Bed; w/AT	N	4,5,6	5-160X	5-801X
	3-Joint Driveshaft w/6 Spd MT	N	4,5,6	5-188X	5-803X
	Crew Cab w/5 Spd MT	N	4,5,6	5-160X	5-801X

4WD



Important: See Safety Information in General Information Section (J300P-GI)

Year	Model & Description	Fig.	Location	Spicer Part No.	SPL Part No.
GMC					
SIERRA 2500					
2006	2500HD Series	L,N	2,3	5-3147X	5-795X
	Reg. Cab w/6 Spd MT or w/6 Spd AT	L	4,5	5-188X	5-803X
	Reg. Cab; w/5 Spd MT or w/4 Spd AT AAM 1415 Series Driveshaft	L	4,5	N/A	
	Ext. Cab w/Std bed; w/5 Spd MT or w/4 Spd AT	L	4,5	5-160X	5-801X
	Exc. Cab w/Long Bed; w/AT	L	4,5	5-160X	5-801X
	Crew Cab w/Std bed; w/AT	L	4,5	5-160X	5-801X
	Exc. Cab w/Long Bed; w/5 Spd MT	N	4,5,6	5-160X	5-801X
	3-Joint Driveshaft w/6 Spd MT	N	4,5,6	5-188X	5-803X
	Crew Cab w/Long Bed; w/AT	N	4,5,6	5-160X	5-801X
	Crew Cab w/5 Spd MT	N	4,5,6	5-160X	5-801X
SIERRA 3500					
2001-2003	Front Driveshaft	L,N	2,3	5-3147X	5-795X
	w/6.0L Eng.	L	4,5	5-160X	5-801X
		N	4,5,6	5-160X	5-801X
	w/6.6L Turbo Diesel or 8.1L Eng. w/AT w/MT w/AT w/MT	L	4,5	5-160X	5-801X
		L	4,5	5-188X	5-803X
		N	4,5,6	5-160X	5-801X
N		4,5,6	5-188X	5-803X	
2004	Front Driveshaft	L,N	2,3	5-3147X	5-795X
	Reg. Cab, Ext. Cab, or Ext. Cab w/4 spd. AT w/1.188" Brg. cup dia.	L	4,5	5-160X	5-801X
	Reg. Cab w/4 spd. AT or 5 spd. MT w/AAM 1415 Series Driveshaft	L	4,5	N/A	
	Reg. Cab w/5 spd. AT or Ext. Cab w/5 spd. AT w/1.375" Brg. cup dia.	L	4,5	5-188X	5-803X
	Reg. Cab w/6 spd. MT or Ext. Cab w/6 spd. MT	L	4,5	5-188X	5-803X
	Ext. Cab w/5 spd. MT	N	4,5,6	5-160X	5-801X
	Crew Cab w/AT or 5 spd. MT	N	4,5,6	5-160X	5-801X
	Crew Cab w/6 spd. MT	N	4,5,6	5-188X	5-803X
	Chassis Cab w/137" WB Exc. 6 spd. MT w/6 spd. MT	L	4,5	5-160X	5-801X
		L	4,5	5-188X	5-803X
Chassis Cab w/161.5" WB Exc. 6 spd. MT w/6 spd. MT	N	4,5,6	5-160X	5-801X	
	N	4,5,6	5-188X	5-803X	
2005	Front Driveshaft	L,N	2,3	5-3147X	5-795X
	Reg. Cab w/4 spd. AT or 5 spd. MT w/AAM 1415 Series Driveshaft	L	4,5	N/A	
	Reg. Cab w/5 spd. AT or w/6 spd. MT	L	4,5	5-188X	5-803X
	Ext. Cab w/AT	L	4,5	5-160X	5-801X



Year	Model & Description	Fig.	Location	Spicer Part No.	SPL Part No.	
GMC						
SIERRA 3500						
2005	Ext. Cab w/5 spd. MT	N	4,5,6	5-160X	5-801X	
	Ext. Cab w/6 spd. MT	N	4,5,6	5-188X	5-803X	
	Crew Cab w/AT or 5 spd. MT	N	4,5,6	5-160X	5-801X	
	Crew Cab w/6 spd. MT	N	4,5,6	5-188X	5-803X	
	Chassis Cab w/137" WB	w/AT or 5 spd. MT	L	4,5	5-160X	5-801X
		w/6 spd. MT	L	4,5	5-188X	5-803X
Chassis Cab w/161.5" WB	w/AT or 5 spd. MT	N	4,5,6	5-160X	5-801X	
	w/6 spd. MT	N	4,5,6	5-188X	5-803X	
2006	SIERRA 3500 Front Driveshaft	L,N	2,3	5-3147X	5-795X	
	Reg. Cab w/4 spd. AT or 5 spd. MT w/AAM 1415 Series Driveshaft	L	4,5	N/A		
	Reg. Cab w/6 spd. AT w/1.188" Brg. cup dia.	L	4,5	5-160X	5-801X	
	Reg. Cab w/6 spd. AT or 6 spd. MT, w/1.375" Brg. cup dia.	L	4,5	5-188X	5-803X	
	Ext. Cab w/AT	L	4,5	5-160X	5-801X	
	Ext. Cab w/5 spd. MT	N	4,5,6	5-160X	5-801X	
	Ext. Cab w/6 spd. MT	N	4,5,6	5-188X	5-803X	
	Crew Cab w/AT or 5 spd. MT	N	4,5,6	5-160X	5-801X	
	Crew Cab w/6 spd. MT	N	4,5,6	5-188X	5-803X	
	Chassis Cab w/137" WB	w/AT or 5 spd. MT	L	4,5	5-160X	5-801X
		w/6 spd. MT	L	4,5	5-188X	5-803X
	Chassis Cab w/161.5" WB	w/AT or 5 spd. MT	N	4,5,6	5-160X	5-801X
w/6 spd. MT		N	4,5,6	5-188X	5-803X	

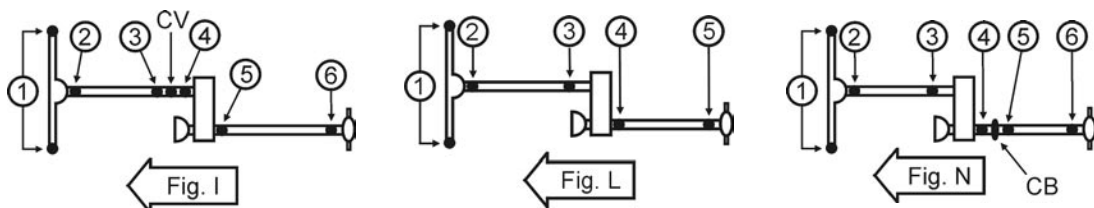
4WD

V-15 SERIES JIMMY

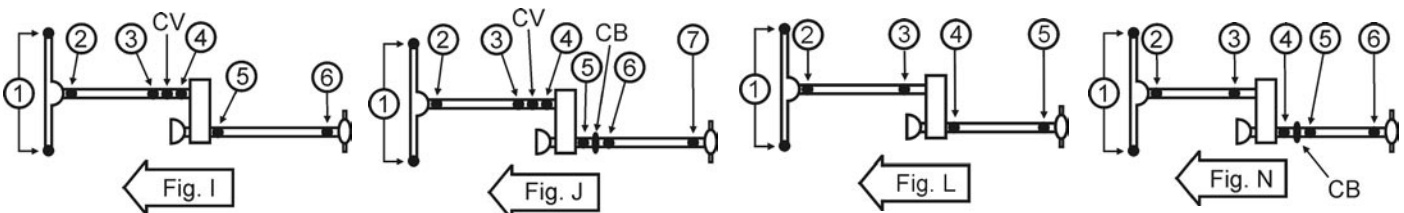
1987-1991		I	2	5-153X	5-785X	
		I	3,4	5-3147X	5-795X	
		I	CV	211009X		
		CV ball & seat kit				
	w/inside snap rings	I	5,6	5-3147X	5-795X	
	w/outside snap rings	I	5,6	5-178X	5-799X	
	Wheel Joint	I	1	5-760X		
		Lube fitting in brg. cup	I	1	5-297-1X	

V-15 SERIES PICKUP

1987-1991		I	2	5-153X	5-785X	
		I	3,4	5-3147X	5-795X	
		I	CV	211009X		
		CV ball & seat kit				
	w/inside snap rings	I	5,6	5-3147X	5-795X	
	w/outside snap rings	I	5,6	5-178X	5-799X	
	Wheel Joint	I	1	5-760X		
	Lube fitting in brg. cup	I	1	5-297-1X		



Year	Model & Description	Fig.	Location	Spicer Part No.	SPL Part No.
GMC					
V-15 SERIES SUBURBAN					
1987-1991	CV ball & seat kit	I	2	5-153X	5-785X
		I	3,4	5-3147X	5-795X
		I	CV	211009X	
	w/inside snap rings	I	5,6	5-3147X	5-795X
	w/outside snap rings	I	5,6	5-178X	5-799X
	Wheel Joint	I	1	5-760X	
	Lube fitting in brg. cup	I	1	5-297-1X	
V-25 SERIES PICK-UP					
1987-1991	w/AT	L,N	2,3	5-3147X	5-795X
	w/MT	L,N	2	5-213X	5-790X
		L,N	3	5-212X	5-793X
	2-Joint Steel Driveshaft	L	4,5	5-178X	5-799X
	2-Joint Alum. Driveshaft	L	4,5	5-447X	
	3-Joint Driveshaft	N	4,5,6	5-178X	5-799X
	Wheel Joint	L,N	1	5-760X	
V-25 SERIES SUBURBAN					
1987-1991	w/AT	L,N	2,3	5-3147X	5-795X
	w/MT	L,N	2	5-213X	5-790X
		L,N	3	5-212X	5-793X
	2-Joint Steel Driveshaft	L	4,5	5-178X	5-799X
	2-Joint Alum. Driveshaft	L	4,5	5-447X	
	3-Joint Driveshaft	N	4,5,6	5-178X	5-799X
	Wheel Joint	L,N	1	5-760X	
V-35 SERIES					
1987-1991	CV ball & seat kit	I,J	2	5-153X	5-785X
		I,J	3,4	5-3147X	5-795X
		I,J	CV	211009X	
	2-Joint Driveshaft	I	5,6	5-178X	5-799X
	3-Joint Driveshaft	J	5,6,7	5-178X	5-799X
		J	CB	210088-1X	
Wheel Joint	I,J	1	5-806X		
YUKON					
1992-1999		L	2,3	5-3147X	5-795X
		L	4,5	5-3147X	5-795X



Year	Model & Description	Fig.	Location	Spicer Part No.	SPL Part No.
------	---------------------	------	----------	-----------------	--------------

GMC

YUKON

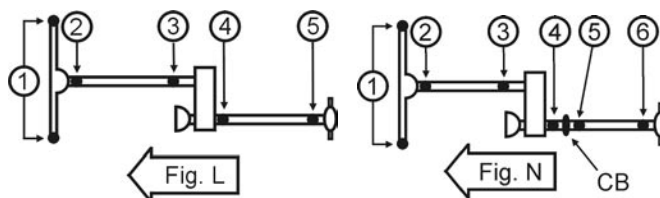
2000		L	2,3	5-3147X	5-795X
		L	4,5	5-3147X	5-795X
	Yukon "XL 1500" w/Inside Snap Ring w/Outside Snap Ring	L	2,3	5-3147X	5-795X
		L	4,5	5-3147X	5-795X
	Yukon "XL 2500"	L	4,5	5-178X	5-799X
		L	2,3	5-3147X	5-795X
2001-2006		L	2,3	5-3147X	5-795X
		L	4,5	5-3147X	5-795X
	Yukon "XL 1500"	L	2,3	5-3147X	5-795X
		L	4,5	5-3147X	5-795X
	Yukon "XL 2500" w/6.0L & 8.1L Eng. w/6.0L Eng. w/8.1L Eng.	L	2,3	5-3147X	5-795X
		L	4,5	5-178X	5-799X
		L	4,5	5-160X	5-801X

4WD

HONDA

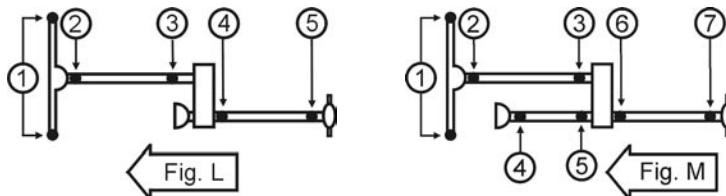
PASSPORT

1994-1997		N	2,3	5-1515X	
		N	4,5,6	5-153X	5-785X
1998-2002		L	2,3	5-153X	5-785X
		L	4,5	5-153X	5-785X



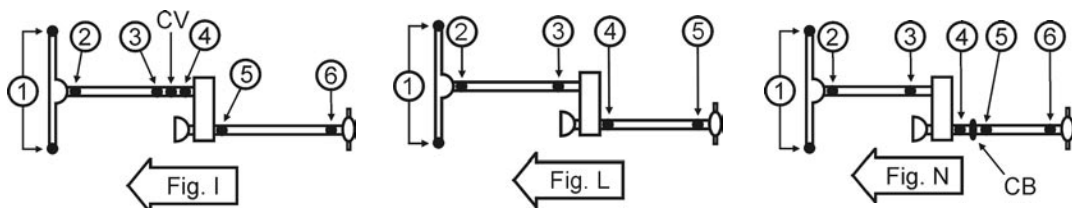
Important: See Safety Information in General Information Section (J300P-GI)

Year	Model & Description	Fig.	Location	Spicer Part No.	SPL Part No.
IHC					
100, 110, 120, 900, 1000 & 1200 SERIES					
1959-1969	Wheel Joint w/inside snap rings w/outside snap rings	M	2,3,4	5-153X	5-785X
		M	5,6,7	5-153X	5-785X
		M	1	5-74X	
		M	1	5-86X	
1970-1973	Wheel Joint Lube fitting in brg. cup	M	2,3,4	5-153X	5-785X
		M	5,6,7	5-153X	5-785X
		M	1	5-260X	
		M	1	5-260-1X	
1974-1979	Wheel Joint Lube fitting in brg. cup	M	2,3,4	5-153X	5-785X
		M	5,6,7	5-153X	5-785X
		M	1	5-760X	
		M	1	5-297-1X	
130 SERIES					
1959-1979	Wheel Joint	M	2,3,4	5-153X	5-785X
		M	5,6,7	5-153X	5-785X
		M	1	5-88X	
1300 (INCLUDING STATION WAGONS) SERIES					
1959-1979	Wheel Joint	M	2,3,4	5-153X	5-785X
		M	5,6,7	5-153X	5-785X
		M	1	5-88X	
SCOUT 800 SERIES					
1961-1966	Wheel Joint w/inside snap rings	L	2,3,4,5	5-2140X	
		L	1	5-74X	
1967-1969	Wheel Joint w/inside snap rings	L	2,3,4,5	5-1200X	
		L	1	5-74X	
1970-1973	Wheel Joint	L	2,3,4,5	5-1200X	
		L	1	5-260X	
1974-1980	Wheel Joint Lube fitting in brg. cup	L	2,3,4,5	5-1200X	
		L	1	5-760X	
		L	1	5-297-1X	
INFINITI					
1997-2003	QX4	L	2,3	5-153X	5-785X
		L	4,5	5-1505X	



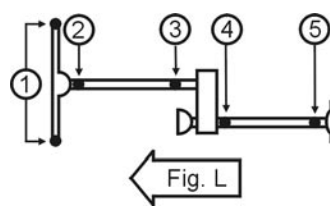
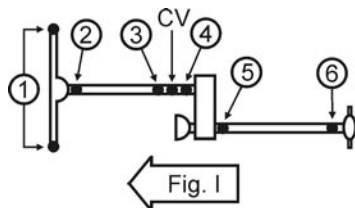
Year	Model & Description	Fig.	Location	Spicer Part No.	SPL Part No.	
ISUZU						
AMIGO						
1988	Exc. 3.2L Eng.	L	2,3	5-153X	5-785X	
	w/3.2L Eng.	I	2,3,4	5-153X	5-785X	
1989-1995		N	2,3	5-1515X		
		N	4,5,6	5-1515X		
ASCENDER						
2003-2006		L	2	5-350X		
		L	4,5	5-3147X	5-795X	
AXIOM						
2002-2004		L	4,5	5-153X	5-785X	
PUP						
1981-1997	w/outside snap rings	L,N	2,3	5-111X		
	w/inside snap rings	L,N	2,3	5-1515X		
	2-Joint Driveshaft	w/outside snap rings	L	4,5	5-111X	
		w/inside snap rings	L	4,5	5-1515X	
	3-Joint Driveshaft	w/outside snap rings	N	4,5,6	5-111X	
		w/inside snap rings	N	4,5,6	5-1515X	
RODEO						
1991-1997		N	2,3	5-1515X		
		N	4,5,6	5-153X	5-785X	
1998-2004		L	2,3	5-153X	5-785X	
		L	4,5	5-153X	5-785X	
TROOPER II						
1981-1997	w/inside snap rings	L,N	2,3	5-1515X		
	w/outside snap rings	L,N	2,3	5-111X		
	2-Joint Driveshaft	w/inside snap rings	L	4,5	5-1515X	
		w/outside snap rings	L	4,5	5-111X	
	3-Joint Driveshaft	w/inside snap rings	N	4,5,6	5-1515X	
		w/outside snap rings	N	4,5,6	5-111X	
1998-2002	Front Driveshaft; Exc. Torque on Demand	L	2,3	5-1515X		
	Rear Driveshaft	L	4,5	N/A		
VEHICROSS						
2001		L	4,5	5-1515X		

4WD



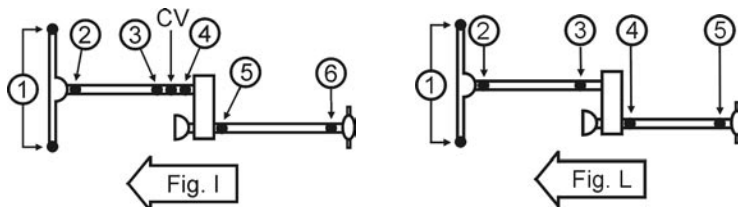
Important: See Safety Information in General Information Section (J300P-GI)

Year	Model & Description	Fig.	Location	Spicer Part No.	SPL Part No.
JEEP					
10 SERIES					
1982-1988	CV centering yoke kit	I	2	5-153X	5-785X
		I	3,4	5-433-1X	
		I	CV	211355X	
	2-Joint Driveshaft	I	5,6	5-153X	5-785X
	Wheel Joint	I	1	5-760X	
20 SERIES					
1974-1978	2-Joint Driveshaft	I	2	5-153X	5-785X
		I	3,4	5-433-1X	
		I	5,6	5-153X	5-785X
	Wheel Joint	I	1	5-760X	
	Lube fitting in brg. cup	I	1	5-297-1X	
1979-1988	CV centering yoke kit	I	2	5-153X	5-785X
		I	3,4	5-433-1X	
		I	CV	211355X	
	2-Joint Driveshaft	I	5,6	5-153X	5-785X
	Wheel Joint	I	1	5-760X	
Lube fitting in brg. cup	I	1	5-297-1X		
40 SERIES					
1974-1978	Wheel Joint	L	2,3,4,5	5-153X	5-785X
		I	1	5-760X	
	Lube fitting in brg. cup	I	1	5-297-1X	
1979-1981	CV centering yoke kit	I	2,3,4	5-153X	5-785X
		I	5,6	5-153X	5-785X
		I	CV	211355X	
	Wheel Joint	I	1	5-760X	
	Lube fitting in brg. cup	I	1	5-297-1X	
1982-1988		I	5,6	5-153X	5-785X
BRIARWOOD					
1984-1985		L	2,4,5	5-153X	5-785X
	Wheel Joint Part Time 4WD	L	1	5-260X	
1986-1987	Std Duty w/Gas Eng.	L	2,3	5-153X	5-785X
	HD w/Gas or Diesel Eng.	I	2	5-153X	5-785X
		I	3,4	5-433-1X	
		I	CV	211355X	
		L	4,5	5-153X	5-785X
	I	5,6	5-153X	5-785X	
Wheel Joint Part Time 4WD	L	1	5-260X		



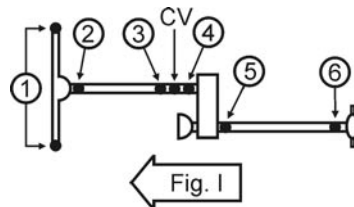
Year	Model & Description	Fig.	Location	Spicer Part No.	SPL Part No.	
JEEP						
BRIARWOOD						
1988-1993	CV centering yoke kit	I	2,5,6	5-153X	5-785X	
		I	3,4	5-433-1X		
		I	CV	211355X		
	Wheel Joint	Part Time 4WD	L	1	5-260X	
1994-1998		I	2	5-153X	5-785X	
		I	3,4	5-433-1X		
	w/2 inside & 2 outside snap rings	I	5,6	5-353X	5-788X	
	w/4 outside snap rings	I	5,6	5-153X	5-785X	
	w/4 inside snap rings w/7290 Series	I	5,6	5-1309X	5-811X	
C101						
1967-1969		L	2,3	5-248X		
		L	4,5	5-153X	5-785X	
	Wheel Joint	Lube fitting in brg. cup	L	1	5-260X	
	L		1	5-260-1X		
1970-1973	C101	L	2,3,4,5	5-153X	5-785X	
	Wheel Joint	L	1	5-260X		
		L	1	5-260-1X		
CHEROKEE COMPACT (XJ)						
1984-1985	Front Driveshaft	L	2	5-153X	5-785X	
	2-Joint Driveshaft	L	4,5	5-153X	5-785X	
	Wheel Joint	w/1.062" Brg. cup dia.	L	1	5-260X	
		w/1.188" Brg. cup dia.	L	1	5-760X	
1986-1987	Std Duty w/Gas Eng.	L	2,3	5-153X	5-785X	
	HD w/Gas or Diesel Eng.	I	2	5-153X	5-785X	
		I	3,4	5-433-1X		
		I	CV	211355X		
	2-Joint Driveshaft	L	4,5	5-153X	5-785X	
		I	5,6	5-153X	5-785X	
	Wheel Joint	w/1.062" Brg. cup dia	I,L	1	5-260X	
		w/1.188" Brg. cup dia.	I,L	1	5-760X	
1988-1993	Front Driveshaft	I	2	5-153X	5-785X	
		I	3,4	5-433-1X		
		I	CV	211355X		
	2-Joint Driveshaft	I	5,6	5-153X	5-785X	
	Wheel Joint	w/1.062" Brg. cup dia.	I	1	5-260X	
		w/1.188" Brg. cup dia.	I	1	5-760X	

4WD



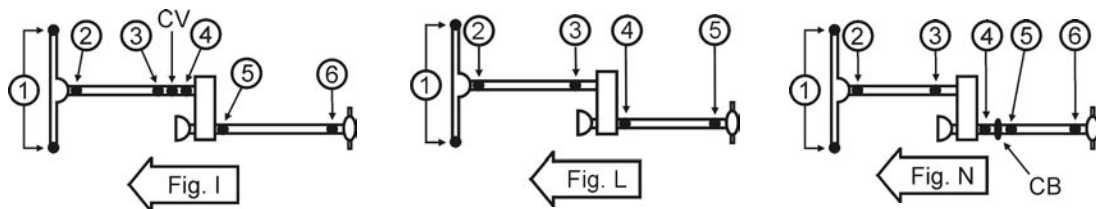
Important: See Safety Information in General Information Section (J300P-GI)

Year	Model & Description	Fig.	Location	Spicer Part No.	SPL Part No.
JEEP					
CHEROKEE COMPACT (XJ)					
1994	Front Driveshaft	I	2	5-153X	5-785X
		I	3,4	5-433-1X	
	w/2 inside & 2 outside snap rings	I	5,6	5-353X	5-788X
	w/4 outside snap rings	I	5,6	5-153X	5-785X
	w/4 inside snap rings 7290 Series	I	5,6	5-1309X	5-811X
	Wheel Joint w/1.062" Brg. cup dia w/1.188" Brg. cup dia.	I	1	5-260X	
		I	1	5-760X	
1995-1998	Front Driveshaft	I	2	5-153X	5-785X
		I	3,4	5-433-1X	
	w/2 inside & 2 outside snap rings	I	5,6	5-353X	5-788X
	w/4 outside snap rings	I	5,6	5-153X	5-785X
	w/4 inside snap rings 7290 Series	I	5,6	5-1309X	5-811X
	Wheel Joint w/1.188" Brg. cup dia.	I	1	5-760X	
1999-2001	Front Driveshaft	I	2	5-153X	5-785X
		I	3,4	5-433-1X	
	2-Joint Driveshaft w/AT	I	5,6	5-153X	5-785X
	2-Joint Driveshaft w/MT	I	5	5-213X	5-790X
		I	6	5-153X	5-785X
	Wheel Joint w/1.188" Brg. cup dia.	I	1	5-760X	
CHEROKEE FULLSIZE (SJ)					
1974-1980		I	2,3,4	5-153X	5-785X
	CV centering yoke kit	I	CV	211355X	
	w/Hydramatic Trans.	I	5,6	5-153X	5-785X
	w/MT	I	5	5-1407X	
		I	6	5-1306X	5-789X
	Lube fitting in brg. cup	I	6	5-1306-1X	
	Wheel Joint	I	1	5-760X	
	Lube fitting in brg. cup	I	1	5-297-1X	
1981-1983		I	2	5-153X	5-785X
		I	3,4	5-433-1X	
	CV centering yoke kit	I	CV	211355X	
		I	5,6	5-153X	5-785X
	Wheel Joint	I	1	5-760X	
	Lube fitting in brg. cup	I	1	5-297-1X	



Year	Model & Description	Fig.	Location	Spicer Part No.	SPL Part No.
JEEP					
CJ5					
1955-1962	w/outside snap rings	N	2,3,4,6	5-153X	5-785X
1963-1966	w/outside snap rings	N	2,3,4,6	5-153X	5-785X
	Wheel Joint	N	1	5-260X	
	Lube fitting in brg. cup	N	1	5-260-1X	
1967-1978		L	2,3,4,6	5-153X	5-785X
	Wheel Joint	L	1	5-260X	
	Lube fitting in brg. cup	L	1	5-260-1X	
1979-1981		I	2,5,6	5-153X	5-785X
		I	3,4	5-433-1X	
	CV centering yoke kit	I	CV	211355X	
	Wheel Joint	I	1	5-260X	
	Lube fitting in brg. cup	I	1	5-260-1X	
1982-1983		L	2,3,4,5	5-153X	5-785X
	Wheel Joint	L	1	5-260X	
	Lube fitting in brg. cup	L	1	5-260-1X	
CJ6					
1955-1962	w/outside snap rings	N	2,3,4,6	5-153X	5-785X
1963-1966	w/outside snap rings	N	2,3,4,6	5-153X	5-785X
	Wheel Joint	N	1	5-260X	
	Lube fitting in brg. cup	N	1	5-260-1X	
1967-1975		L	2,3,4,5	5-153X	5-785X
	Wheel Joint	L	1	5-260X	
	Lube fitting in brg. cup	L	1	5-260-1X	
CJ7					
1976-1978		L	2,3,4,5	5-153X	5-785X
	Wheel Joint	L	1	5-260X	
	Lube fitting in brg. cup	L	1	5-260-1X	
1979-1981		I	2,5,6	5-153X	5-785X
		I	3,4	5-433-1X	
	CV centering yoke kit	I	CV	211355X	
	Wheel Joint	I	1	5-260X	
	Lube fitting in brg. cup	I	1	5-260-1X	
1982-1986		L	2,3,4,5	5-153X	5-785X
	Wheel Joint	L	1	5-260X	
	Lube fitting in brg. cup	L	1	5-260-1X	

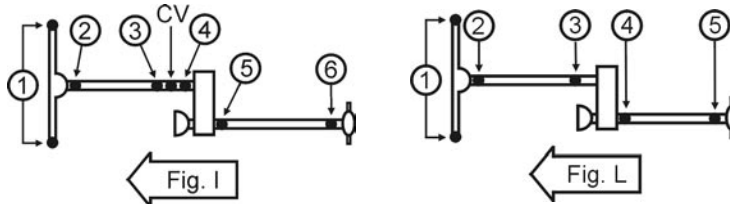
4WD



Important: See Safety Information in General Information Section (J300P-GI)

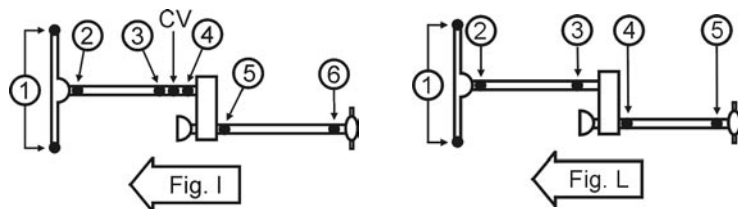
4WD

Year	Model & Description	Fig.	Location	Spicer Part No.	SPL Part No.	
JEEP						
COMANCHE						
1986-1987	Front Driveshaft Std Duty w/Gas Eng. HD w/Gas or Diesel Eng.	L	2,3	5-153X	5-785X	
		I	2	5-153X	5-785X	
		I	3,4	5-433-1X		
	HD w/Gas or Diesel Eng.	CV centering yoke kit	I	CV	211355X	
	2-Joint Driveshaft		L	4,5	5-153X	5-785X
			I	5,6	5-153X	5-785X
Wheel Joint w/Part Time 4WD		I,L	1	5-260X		
	Lube fitting in brg. cup	I,L	1	5-260-1X		
1988	Front Driveshaft	I	2	5-153X	5-785X	
		I	3,4	5-433-1X		
		I	CV	211355X		
	2-Joint Driveshaft	I	5,6	5-153X	5-785X	
	Wheel Joint w/Part Time 4WD		I	1	5-260X	
		Lube fitting in brg. cup	I	1	5-260-1X	
1989	Front Driveshaft	I	2	5-153X	5-785X	
		I	3,4	5-433-1X		
		I	CV	211355X		
	2-Joint Driveshaft	I	5,6	5-153X	5-785X	
	Wheel Joint w/Part Time 4WD Part Time 4WD		I	1	5-260X	
		Lube fitting in brg. cup	I	1	5-260-1X	
1990-1992	Front Driveshaft	I	2	5-153X	5-785X	
		I	3,4	5-433-1X		
		I	CV	211355X		
	2-Joint Driveshaft	I	5,6	5-153X	5-785X	
	Wheel Joint w/Part Time 4WD		I	1	5-260X	
		Lube fitting in brg. cup	I	1	5-260-1X	
COMMANDO						
1967-1969	Front Driveshaft	L	2,3	5-248X		
	2-Joint Driveshaft	L	4,5	5-153X	5-785X	
	Wheel Joint	L	1	5-260X		
		Lube fitting in brg. cup	L	1	5-260-1X	
1970-1973	Wheel Joint	L	2,3,4,5	5-153X	5-785X	
	Wheel Joint	L	1	5-260X		
		Lube fitting in brg. cup	L	1	5-260-1X	



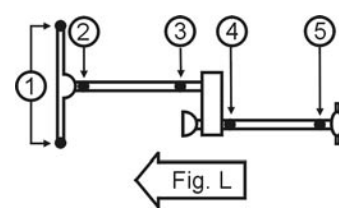
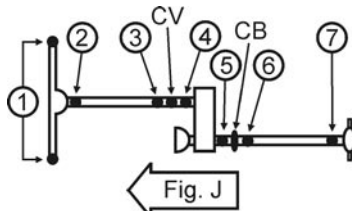
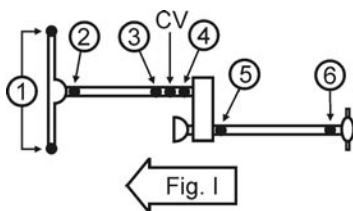
Year	Model & Description	Fig.	Location	Spicer Part No.	SPL Part No.
JEEP					
GLADIATOR					
1963-1966	Front Driveshaft	L	2,3	5-153X	5-785X
	2-Joint Driveshaft	L	4,5	5-153X	5-785X
	Wheel Joint	L	1	5-260X	
	Lube fitting in brg. cup	L	1	5-260-1X	
1967	Front Driveshaft	L	2,3	5-153X	5-785X
	2-Joint Driveshaft	L	2,3	5-153X	5-785X
	Wheel Joint	L	1	5-260X	
1968-1973	Front Driveshaft w/outside snap rings w/inside snap rings	L	2,3	5-153X	5-785X
		I	2	5-1520X	
		I	3	5-2140X	
		I	4	5-2530X	
	2-Joint Driveshaft	L	4,5	5-153X	5-785X
		I	5,6	5-153X	5-785X
	Wheel Joint	I,L	1	5-260X	
I,L		1	5-260-1X		
GRAND CHEROKEE					
1993	Front Driveshaft	I	2	5-153X	5-785X
		I	3,4	5-433-1X	
		I	CV	211355X	
	CV centering yoke kit				
	2-Joint Driveshaft	I	5,6	5-153X	5-785X
Wheel Joint w/Part Time 4WD	I	1	5-260X		
	I	1	5-260-1X		
1994-1998	Front Driveshaft	I	2	5-153X	5-785X
		I	3,4	5-433-1X	
	w/2 inside & 2 outside snap rings	I	5,6	5-353X	5-788X
	w/4 outside snap rings	I	5,6	5-153X	5-785X
	w/4 inside snap rings w/7290 Series	I	5,6	5-1309X	5-811X
	Wheel Joint w/1.188" Brg. cup dia.	I	1	5-760X	
1999	Front Driveshaft	I	2	5-153X	5-785X
		I	3,4	5-433-1X	
	2-Joint Driveshaft w/4.0L & 4.7L Eng.	I	5,6	5-153X	5-785X
	Wheel Joint w/1.188" Brg. cup dia.	I	1	5-760X	
2000	Front Driveshaft	I	2	5-153X	5-785X
		I	3,4	5-433-1X	5-785X
	2-Joint Driveshaft w/4.0L & 4.7L Eng.	I	5,6	5-153X	5-785X
2001	Front Driveshaft w/4.7L Eng.	I	2	5-153X	5-785X
		I	3,4	5-433-1X	5-785X

4WD



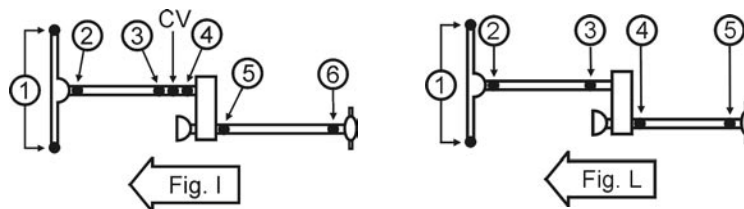
Important: See Safety Information in General Information Section (J300P-GI)

Year	Model & Description	Fig.	Location	Spicer Part No.	SPL Part No.
JEEP					
GRAND CHEROKEE					
2001	2-Joint Driveshaft 4.0L w/Selec-Trac 4.7L w/o Selec-Trac 4.7L w/Selec-Trac	I	5,6	5-153X	5-785X
		I	5,6	5-153X	5-785X
		I	5	5-213X	5-790X
		I	6	5-153X	5-785X
2002-2003	Front Driveshaft w/4.7L Eng.	I	2	5-153X	5-785X
		I	3,4	5-433-1X	
	2-Joint Driveshaft 4.0L w/Selec-Trac 4.7L w/o Selec-Trac 4.7L w/Selec-Trac	I	5,6	5-153X	5-785X
		I	5,6	5-153X	5-785X
		I	5	5-213X	5-790X
		I	6	5-153X	5-785X
2004	Front Driveshaft w/4.7L Eng., w/Double Cardan Shaft	I	2	5-153X	5-785X
		I	3,4	5-153X	5-785X
	2-Joint Driveshaft w/4.0L & 4.7L Eng.	I	5,6	5-153X	5-785X
GRAND WAGONEER					
1983-1991	Front Driveshaft CV centering yoke kit	I	2	5-153X	5-785X
		I	3,4	5-433-1X	
		I	CV	211355X	
	2-Joint Driveshaft	I	5,6	5-153X	5-785X
	Wheel Joint Lube fitting in brg. cup	I	1	5-760X	
		I	1	5-297-1X	
J262, J264, J362 & J364					
1963-1977	w/inside snap rings	L	2,3,4,5	5-153X	5-785X
		J	2	5-1520X	
		J	3	5-2140X	
		J	4	5-2530X	
	Wheel Joint	L	1	5-260X	
JEEPSTER					
1967-1969	Front Driveshaft	L	2,3	5-248X	
	2-Joint Driveshaft	L	4,5	5-153X	5-785X
	Wheel Joint Lube fitting in brg. cup	L	1	5-260X	
		L	1	5-260-1X	
1970	Front Driveshaft	L	2,3	5-153X	5-785X
	2-Joint Driveshaft	L	4,5	5-153X	5-785X
	Wheel Joint Lube fitting in brg. cup	L	1	5-260X	
		L	1	5-260-1X	
1971-1972	Front Driveshaft	L	2,3	5-153X	5-785X
	Wheel Joint Lube fitting in brg. cup	L	1	5-260X	
		L	1	5-260-1X	



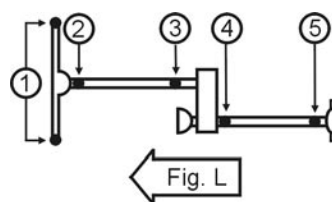
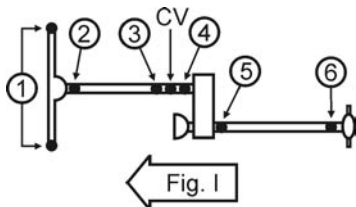
Year	Model & Description	Fig.	Location	Spicer Part No.	SPL Part No.
JEEP					
JEEPSTER					
1973	Front Driveshaft	L	2,3	5-153X	5-785X
	2-Joint Driveshaft	L	4,5	5-153X	5-785X
	Wheel Joint	L	1	5-260X	
		L	1	5-260-1X	
JEEPSTER C101					
1967-1969	Front Driveshaft	L	2,3	5-248X	
	2-Joint Driveshaft	L	4,5	5-153X	5-785X
	Wheel Joint	L	1	5-260X	
		L	1	5-260-1X	
1970-1973	Front Driveshaft	L	2,3	5-153X	5-785X
		L	4,5	5-153X	5-785X
	Wheel Joint	L	1	5-260X	
		L	1	5-260-1X	
LIBERTY					
2002	w/2.4L Eng.	L	4,5	5-153X	5-785X
	w/3.7L Eng.	L	4,5	5-213X	5-790X
2003	w/2.4L Eng. w/3.469" yoke dimension w/3.875" yoke dimension w/3.469" yoke dimension	L	4	5-153X	5-785X
		L	5	5-213X	5-790X
		L	4,5	5-153X	5-785X
	w/3.7L Eng. w/3.469" yoke dimension w/3.875" yoke dimension	L	4,5	5-153X	5-785X
		L	4,5	5-213X	5-790X
2004	w/2.4L & 3.7L Eng.	L	4,5	5-153X	5-785X
2005-2006	Exc. Manual "Shift-on-the Fly" Transfer Case	L	4,5	5-153X	5-785X
	w/Manual "Shift-on-the Fly" Transfer Case	L	4	5-213X	5-790X
		L	5	5-153X	5-785X
SCRAMBLER CJ8					
1981	CV centering yoke kit	I	2,5,6	5-153X	5-785X
		I	3,4	5-433-1X	
		I	CV	211355X	
	Wheel Joint	I	1	5-260X	
		I	1	5-260-1X	
1982-1985	Wheel Joint	L	2,3,4,5	5-153X	5-785X
		L	1	5-260X	
		L	1	5-260-1X	

4WD



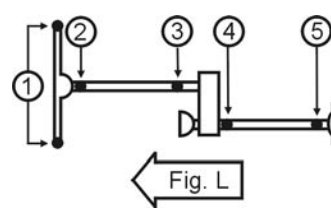
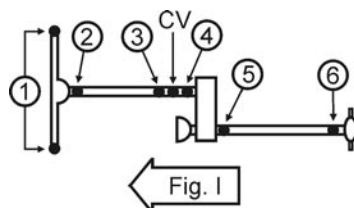
Important: See Safety Information in General Information Section (J300P-GI)

Year	Model & Description	Fig.	Location	Spicer Part No.	SPL Part No.
JEEP					
WAGONEER					
1963-1977	Front Driveshaft J164 Model Exc. J164 Model	L	2,3	5-153X	5-785X
		L	2,3	5-105X	
	w/MT Pot type w/o body	L	4	5-1407X	
	2-Joint Driveshaft w/MT Lube fitting in brg. cup	L	4,5	5-1306X	5-789X
		L	4,5	5-1306-1X	
	2-Joint Driveshaft w/AT	L	4,5	5-153X	5-785X
Wheel Joint	Lube fitting in brg. cup	L	1	5-260X	
		L	1	5-260-1X	
1978-1980	Front Driveshaft CV centering yoke kit	I	2,3,4	5-153X	5-785X
		I	CV	211355X	
	w/MT Pot type w/o body	I	5	5-1407X	
		I	6	5-1306X	5-789X
	Lube fitting in brg. cup	I	6	5-1306-1X	
	2-Joint Driveshaft w/Hydramatic Trans.	I	5,6	5-153X	5-785X
Wheel Joint	Lube fitting in brg. cup	I	1	5-760X	
		I	1	5-297-1X	
1981-1983	Front Driveshaft	I	2	5-153X	5-785X
		I	3,4	5-433-1X	
	CV centering yoke kit	I	CV	211355X	
		I	5,6	5-153X	5-785X
	2-Joint Driveshaft	I	5,6	5-153X	5-785X
	Wheel Joint	Lube fitting in brg. cup	I	1	5-760X
I			1	5-297-1X	
WAGONEER COMPACT (XJ)					
1984-1985	Front Driveshaft	L	2	5-153X	5-785X
	2-Joint Driveshaft	L	4,5	5-153X	5-785X
	Wheel Joint w/1.062" Brg. cup dia. w/1.188" Brg. cup dia.	L	1	5-260X	
L		1	5-760X		
1986-1987	Std Duty w/Gas Eng.	L	2,3	5-153X	5-785X
	HD w/Gas or Diesel Eng. CV centering yoke kit	I	2	5-153X	5-785X
		I	3,4	5-433-1X	
		I	CV	211355X	
	2-Joint Driveshaft	L	4,5	5-153X	5-785X
		I	5,6	5-153X	5-785X
Wheel Joint w/1.062" Brg. cup dia. w/1.188" Brg. cup dia.	I,L	1	5-260X		
	I,L	1	5-760X		



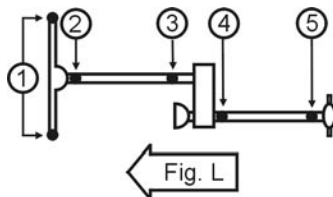
Year	Model & Description	Fig.	Location	Spicer Part No.	SPL Part No.	
JEEP						
WAGONEER COMPACT (XJ)						
1988-1990	Front Driveshaft	I	2	5-153X	5-785X	
		I	3,4	5-433-1X		
		I	CV	211355X		
	CV centering yoke kit					
	2-Joint Driveshaft	I	5,6	5-153X	5-785X	
	Wheel Joint	w/1.062" Brg. cup dia	I	1	5-260X	
w/1.188" Brg. cup dia.		I	1	5-760X		
1991	Front Driveshaft	I	2	5-153X	5-785X	
		I	3,4	5-433-1X		
		I	CV	211355X		
	CV centering yoke kit					
	2-Joint Driveshaft	I	5,6	5-153X	5-785X	
	Wheel Joint	w/1.062" Brg. cup dia.	I	1	5-260X	
WRANGLER (TJ)						
1997-1998		L	2,3	5-153X	5-785X	
		L	4,5	5-153X	5-785X	
	Wheel Joint	L	1	5-760X		
1999-2002		I	2	5-153X	5-785X	
		I	3,4	5-433-1X		
		I	5,6	5-153X	5-785X	
	Wheel Joint	I	1	5-760X		
2003-2004	Exc. Wrangler Rubicon	I	2	5-153X	5-785X	
		I	3,4	5-433-1X		
	Rubicon	I	2	5-212X	5-793X	
		I	3,4	5-213X	5-790X	
	Exc. Wrangler Rubicon	I	5,6	5-153X	5-785X	
	Rubicon	I	5	5-3147X	5-795X	
		I	6	5-212X	5-793X	
Wheel Joint	I	1	5-760X			
2005-2006	Exc. Rubicon & Unlimited Rubicon	I	2	5-153X	5-785X	
		I	3,4	5-433-1X		
	Rubicon & Unlimited Rubicon	I	2	5-212X	5-793X	
		I	3,4	5-213X	5-790X	
	Exc. Rubicon & Unlimited Rubicon	I	5,6	5-153X	5-785X	
	Rubicon w/Shaft #410AD	I	5	5-3147X	5-795X	
		I	6	5-212X	5-793X	
	Unlimited Rubicon w/Shaft #585AA	I	5,6	5-153X	5-785X	
	Wheel Joint	I	1	5-760X		

4WD



Important: See Safety Information in General Information Section (J300P-GI)

Year	Model & Description	Fig.	Location	Spicer Part No.	SPL Part No.	
JEEP						
WRANGLER (YJ)						
1987-1992		L	2,3	5-153X	5-785X	
		L	4,5	5-153X	5-785X	
	Wheel Joint	L	1	5-260X		
		Lube fitting in brg. cup		L	1	5-260-1X
1993-1995		L	2,3	5-153X	5-785X	
	w/3.469" yoke dimension	L	4	5-153X	5-785X	
	w/3.875" yoke dimension	L	5	5-213X	5-790X	
	w/3.469" yoke dimension	L	4,5	5-153X	5-785X	
	Wheel Joint w/1.062" Brg. cup dia. w/1.188" Brg. cup dia.	L	1	5-260X		
L		1	5-760X			
LAND ROVER						
1993-1997	DEFENDER 90	L	2,3,4,5	5-4X		
1994-2001	DISCOVERY	L	2,3,4,5	5-4X		
2002	DISCOVERY Front Driveshaft 2-Joint Driveshaft	L	2,3	5-4X		
		L	4	5-4X		
		L	5	N/A		
1987-1995	RANGE ROVER	L	2,3,4,5	5-4X		
1996-2002	RANGE ROVER Front Driveshaft 2-Joint Driveshaft	L	2,3	5-4X		
		L	4	5-4X		
		L	5	N/A		
LEXUS						
2003-2005	GX470	L	2,3	5-1510X		
		L	4,5	5-1510X		
1996-1997	LX450	L	2,3	5-1510X		
		L	4,5	5-1511X		
1998-2005	LX470	L	2,3	5-1510X		
		L	4,5	5-1510X		
LINCOLN						
2003-2005	AVIATOR w/4.0L & 4.6L Eng. w/plunging CV joint at TC	L	2	5-153X	5-785X	
		L	3	032SG80002		
		L	4,5	5-213X	5-790X	
1998-2006	NAVIGATOR	L	2,3	5-213X	5-790X	
		L	4,5	5-178X	5-799X	



Year	Model & Description	Fig.	Location	Spicer Part No.	SPL Part No.
------	---------------------	------	----------	-----------------	--------------

MAZDA

MPV

1989-1995	Exc. w/Staked in U-Joints	J	5,7	5-1507X	
-----------	---------------------------	---	-----	---------	--

NAVAJO

1991-1994		J	2	5-153X	5-785X
		J	3,4	5-433-1X	
		J	5,7	5-433-1X	

PICK-UP

1987-1993	2-Joint Driveshaft	L	4,5	5-1507X	
	Std. Bed	L	5,6	5-1507X	
	3-Joint Driveshaft	J	5,6,7	5-1507X	
	Long bed & Cab Plus	J	5,6,7	5-1507X	
1994-1997	Front Driveshaft	P,V	2,3,4	5-153X	5-785X
	w/108" WB	P	5,6	5-153X	5-785X
	w/114" WB Long Bed	P	5,6	5-213X	5-790X
	w/125" WB Cab Plus	V	5,6,8	5-153X	5-785X
	Wheel Joint	P,V	1	5-760X	
1998-2005	Front Driveshaft	I	2	5-153X	5-785X
	2-Joint Driveshaft	I	5,6	5-213X	5-790X

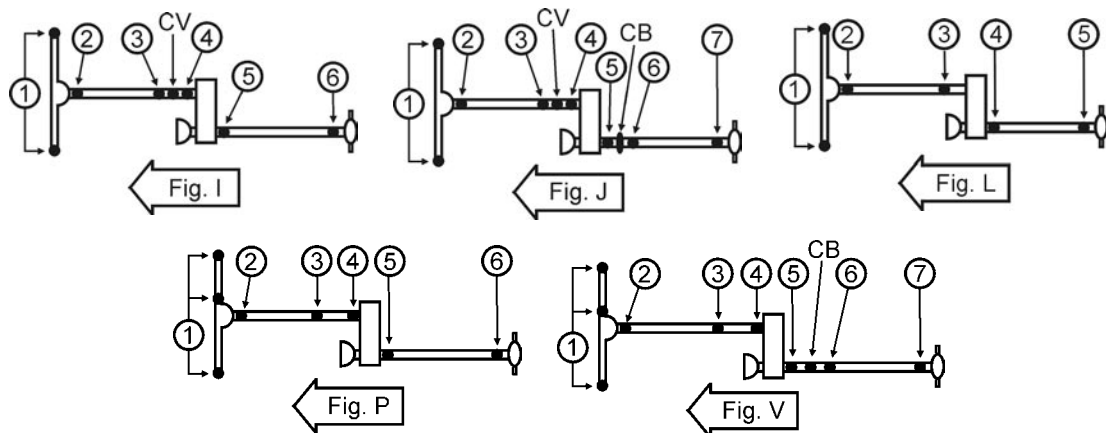
MERCURY

MARINER

2005-2006		L	4,5	5-153X	5-785X
-----------	--	---	-----	--------	--------

MOUNTAINEER

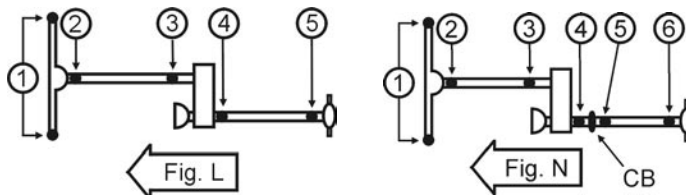
1997	5.0L Eng. w/o plunging CV joint at TC, Thru 7/23/1996 w/plunging CV joint at TC, From 7/24/1996 Thru 7/23/1996 From 7/24/1996	I,L	2	5-153X	5-785X
		I	3,4	5-153X	5-785X
		L	3	032SG80002	
		I	5,6	5-213X	5-812X
		L	4,5	5-213X	5-812X
1998-2000	4.0L & 5.0L Eng. w/plunging CV joint at TC	L	2	5-153X	5-785X
		L	3	032SG80002	
		L	4,5	5-213X	5-812X
2001	4.0L & 5.0L Eng. w/plunging CV joint at TC	L	2	5-153X	5-785X
		L	3	032SG80002	
		L	4,5	5-213X	5-812



4WD

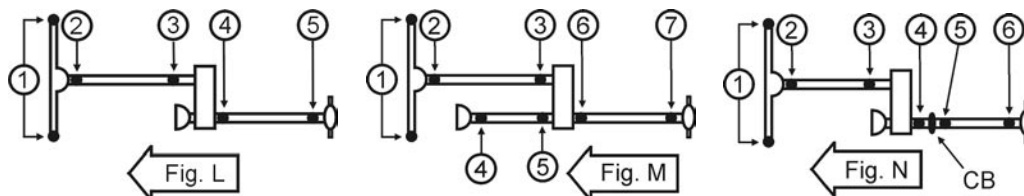


Year	Model & Description	Fig.	Location	Spicer Part No.	SPL Part No.
MERCURY					
MOUNTAINEER					
2002-2005	4.0L & 4.6L Eng. w/plunging CV joint at TC	L	2	5-153X	5-785X
		L	3	032SG80002	
		L	4,5	5-213X	5-812X
2006	4.0L Eng. exc. Mountaineer Premier	L	2	5-153X	5-785X
		L	4,5	5-213X	5-812X
	4.0L & 4.6L Eng. w/plunging CV joint at TC, Exc. Mountaineer Premier	L	3	032SG80002	
		L	2	5-153X	5-785X
	4.6L Eng.	L	4,5	5-213X	5-812X
MITSUBISHI					
MONTERO					
1983-1988	Front Driveshaft	L	2,3	5-1503X	
	2-Joint Driveshaft	L	4,5	5-1516X	
1989-1994	Front Driveshaft	L	2,3	5-1503X	
1995-1996	Front Driveshaft w/3.0L Eng.	L	2,3	5-1503X	
	Front Driveshaft w/3.5L Eng.	L	2,3	5-1516X	
1997-1998	Front Driveshaft	L	2	5-1516X	
1999-2000	Front Driveshaft	L	2	5-1503X	
2001-2004	Front Driveshaft includes Sport Model	L	2	5-1503X	
2005	Front Driveshaft Exc.Sport Model	L	2	5-1503X	
PICK-UP					
1982-1986	Front Driveshaft	N	2,3	5-1503X	
	3-Joint Driveshaft	N	4,5,6	5-1516X	
1987-1988	Front Driveshaft	N	2,3	5-1503X	
	Rear Driveshaft	N	4,5,6	5-1516X	
1989	Front Driveshaft	N	2,3	5-1503X	
	3-Joint Driveshaft	N	4,5,6	5-1516X	
1990-1996	Front Driveshaft	N	2,3	5-1503X	
NISSAN/DATSUN					
ARMADA					
2004-2006		L	2,3	5-153X	5-785X
		L	4,5	5-178X	5-799X
FRONTIER PICK-UP					
1998-2001	w/outside snap rings	N	2,3	5-153X	5-785X
		N	4,5,6	5-153X	5-785X



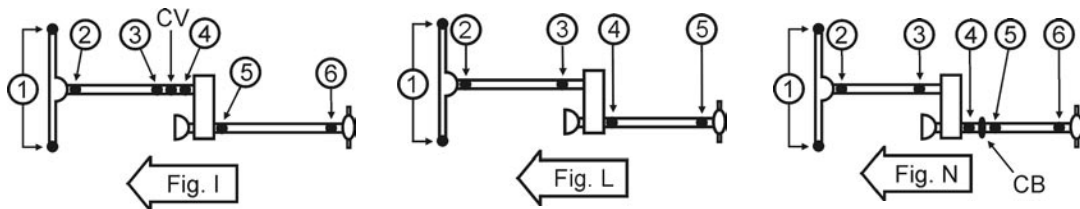
Year	Model & Description	Fig.	Location	Spicer Part No.	SPL Part No.
NISSAN/DATSUN					
FRONTIER PICK-UP					
2002-2004		L,N	2,3	5-153X	5-785X
	Exc. Crew Cab w/Long Bed	L	4,5	5-153X	5-785X
	Crew Cab w/Long Bed	N	4,5,6	5-153X	5-785X
2005-2006		L,N	2,3	5-153X	5-785X
	Exc. Crew Cab w/Long Bed	L	4,5	5-213X	5-790X
	Crew Cab w/Long Bed	N	4,5,6	5-213X	5-790X
PATHFINDER					
1987		L	2,3	5-153X	5-785X
		L	4,5	5-1505X	
1988-1989	w/4cyl Eng.	L	2,3	5-1501X	
		L	4,5	5-153X	5-785X
	w/6 Cyl. Eng.	L	2,3	5-153X	5-785X
		L	4,5	5-1505X	
1990-2004		L	2,3	5-153X	5-785X
		L	4,5	5-1505X	
2005-2006		L	2,3	5-153X	5-785X
		L	4,5	5-213X	5-790X
PICK-UP					
1980-1982		M	2 THRU 7	5-1501X	
1983	Thru 10/1982	M	2 THRU 7	5-1501X	
	From 11/1982	M	2 THRU 7	5-1505X	
1984-1985		M	2 THRU 7	5-1505X	
1986	720 Model Pickup	M	2 THRU 7	5-1505X	
	Hardbody/D21 model American Built VIN starts 1N6 Japanese Built VIN starts JN6	L	2,3,4,5	5-153X	5-785X
		L,N	2,3	N/A	
		L	4,5	5-1505X	
		N	4,5,6	5-1505X	
1987	Hardbody/D21 model American Built VIN starts 1N6 Japanese Built VIN starts JN6 w/4cyl Eng. w/6cyl Eng.	L	2,3,4,5	5-153X	5-785X
		L,N	2,3	5-1501X	
		L,N	2,3	N/A	
		L	4,5	5-1505X	
		N	4,5,6	5-1505X	
1988-1989	Hardbody/D21 model American Built VIN starts 1N6 Japanese Built VIN starts JN6 w/4cyl Eng. w/6cyl. Eng.	L	2,3,4,5	5-153X	5-785X
		L,N	2,3	5-1501X	
		L,N	2,3	N/A	
		L	4,5	5-1505X	
		N	4,5,6	5-1505X	

4WD



Important: See Safety Information in General Information Section (J300P-GI)

Year	Model & Description	Fig.	Location	Spicer Part No.	SPL Part No.	
NISSAN/DATSUN						
PICK-UP						
1990-1997	Hardbody/D21 model, American Built VIN starts 1N6 w/Outside Snap Rings	L,N	2,3	5-153X	5-785X	
		L	4,5	5-153X	5-785X	
		N	4,5,6	5-153X	5-785X	
TITAN PICK-UP						
2004-2006		L	2,3	5-153X	5-785X	
		L	4,5	5-178X	5-799X	
XTERRA						
2000	w/V6 Eng. TC-RA	I	1,2	5-153X	5-785X	
		I	5,6	5-153X	5-785X	
2001-2003	V-6 Eng. 4x4 Front	L	2,3	5-153X	5-785X	
		I	5,6	5-153X	5-785X	
	V-6 Eng. 4x4	I	5,6	5-153X	5-785X	
2004		I	5,6	5-153X	5-785X	
OLDSMOBILE						
BRAVADA						
1991-1998		L	2,3	5-350X		
		L	4,5	5-3147X	5-795X	
1999-2004		L	4,5	5-3147X	5-795X	
PLYMOUTH						
SCAMP						
1983	Front Driveshaft		I	2	5-1306X	5-789X
		Lube fitting in brg. cup	I	2	5-1306-1X	
			I	3,4	5-3147X	5-795X
		CV ball & seat kit	I	CV	211009X	
		CV seat repair kit	I	CV	211007X	
	2-Joint Driveshaft		I	5,6	5-1306X	5-789X
		Lube fitting in brg. cup	I	5,6	5-1306-1X	
	Wheel Joint		I	1	5-760X	
		Lube fitting in brg. cup	I	1	5-297-1X	


4WD


Year	Model & Description	Fig.	Location	Spicer Part No.	SPL Part No.
------	---------------------	------	----------	-----------------	--------------

PLYMOUTH

TRAIL DUSTER

1974-1977	w/outside snap rings	I	2,3,4	5-153X	5-785X
		I	CV	211355X	
	w/inside snap rings	I	2	5-1306-1X	
		I	3,4	5-3147X	5-795X
		I	CV	211009X	
		I	CV	211007X	
	2-Joint Driveshaft	I	5,6	5-1306X	5-789X
		I	5,6	5-1306-1X	
	Wheel Joint	I	1	5-760X	
		I	1	5-297-1X	
1978-1981		I	2	5-1306-1X	
		I	3,4	5-3147X	5-795X
		I	CV	211009X	
		I	CV	211007X	
	2-Joint Driveshaft	I	5	5-1306X	5-789X
		I	5	5-1306-1X	
		I	6	5-1309X	5-811X
	Wheel Joint	I	1	5-760X	
		I	1	5-297-1X	
	1982-1985		I	2	5-1306X
		I	2	5-1306-1X	
		I	3,4	5-3147X	5-795X
		I	CV	211009X	
		I	CV	211007X	
2-Joint Driveshaft		I	5,6	5-1306X	5-789X
		I	5,6	5-1306-1X	
Wheel Joint		I	1	5-760X	
		I	1	5-297-1X	

SUBARU

BRAT

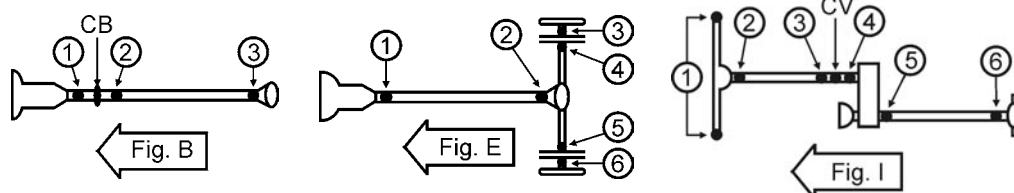
1975-1984		E	1,2	5-1501X	
1985-1987	2 Dr GL	E	1,2	5-1501X	

LEGACY

1999	w/AT, w/o Outback	B	1,2,3	5-443X	
------	-------------------	---	-------	--------	--

STATION WAGON

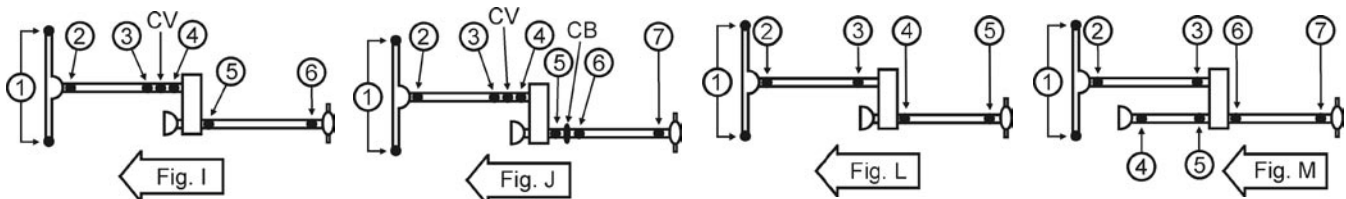
1975-1980		E	1,2	5-1501X	
-----------	--	---	-----	---------	--



4WD

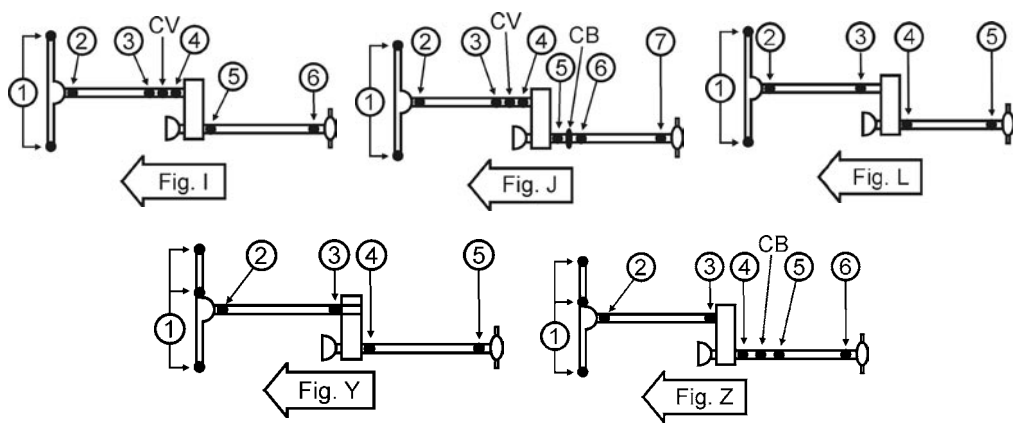


Year	Model & Description	Fig.	Location	Spicer Part No.	SPL Part No.
SUZUKI					
GRAND VITARA					
1999-2005	Front Driveshaft	L	2,3	5-1503X	
	2-Joint Driveshaft w/AT	L	4,5	5-1503X	
	w/MT	L	4,5	N/A	
XL-7					
2001-2005	Front Driveshaft	L	2,3	5-1503X	
SAMURAI					
1985-1995	Front Driveshaft	M	2,3,4,5	5-1503X	
	2-Joint Driveshaft	M	6,7	5-1503X	
SIDEKICK					
1985-1998		L	2,3,4,5	5-1503X	
VITARA					
1999-2004		L	2,3,4,5	5-1503X	
TOYOTA					
4-RUNNER					
1984-1987	Front Driveshaft	2-Joint Driveshaft	L	2,3	5-1510X
		3-Joint Driveshaft	I,J	2	5-1510X
			I,J	3,4	5-1520X
	Rear Driveshaft	2-Joint Driveshaft	I,L	5,6	5-1510X
		3-Joint Driveshaft	J	5,6,7	5-1510X
1988-2004			I	2,4,5,6	5-1510X
LANDCRUISER					
1969-1976		M	2,3,4,5	5-1509X	
	PTO Shaft w/4-Joints - Station Wagon	M	4,5	5-1509X	
	w/6 Joints	M	4,5	5-1509X	
1977-1980		L	2,3,4,5	5-1511X	
1981-1990	Front Driveshaft	Station Wagon 2-Joint Driveshaft	L	2,3	5-1511X
		Station Wagon 3-Joint Driveshaft	I	2	5-1511X
	Rear Driveshaft		L	4,5	5-1511X
			I	5,6	5-1511X
1991-1998	Front Driveshaft		L	2,3	5-1510X
	Rear Driveshaft		L	4,5	5-1511X
			I	5,6	5-1511X
1999-2002	Rear Driveshaft		L	4,5	5-1510X
2003-2005			L	2,3,4,5	5-1510X

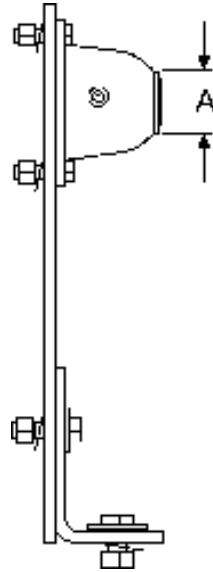


Year	Model & Description	Fig.	Location	Spicer Part No.	SPL Part No.
TOYOTA					
PICK-UP					
1979-1983	Front Driveshaft 2-Joint Driveshaft 3-Joint Driveshaft	I	2	5-1510X	
		I	3,4	5-1520X	
		I	CV	211975X	
		I	5,6	5-1510X	
		J	5,6,7	5-1510X	
1984-1987	Front Driveshaft 2-Joint Driveshaft 3-Joint Driveshaft	L	2,3	5-1510X	
		I	2	5-1510X	
		I	3,4	5-1520X	
	Rear Driveshaft 2-Joint Driveshaft 3-Joint Driveshaft	I	5,6	5-1510X	
		J	5,6,7	5-1510X	
1988-1993		I	2,4,5,6	5-1510X	
PREVIA					
1991-1992	w/AT	L	4,5	5-1510X	
SEQUOIA					
2001-2004		L	2,3	5-153X	5-785X
		L	4,5	5-1510X	
T100 PICK-UP					
1993-1998		J	2,5,7	5-1510X	
TACOMA PICK-UP					
1995-2004		J	2	5-1510X	
		J	5,7	5-1510X	
2005	Zerk in cap	Y	2,3	5002322	
		Y	4,5	5004947	
		Y	4,5	5001919	
TUNDRA PICK-UP					
2000-2004		J	2,4	5-153X	5-785X
		J	5,7	5-1510X	
2005		Z	2,3	5002322	

4WD



Important: See Safety Information in General Information Section (J300P-GI)

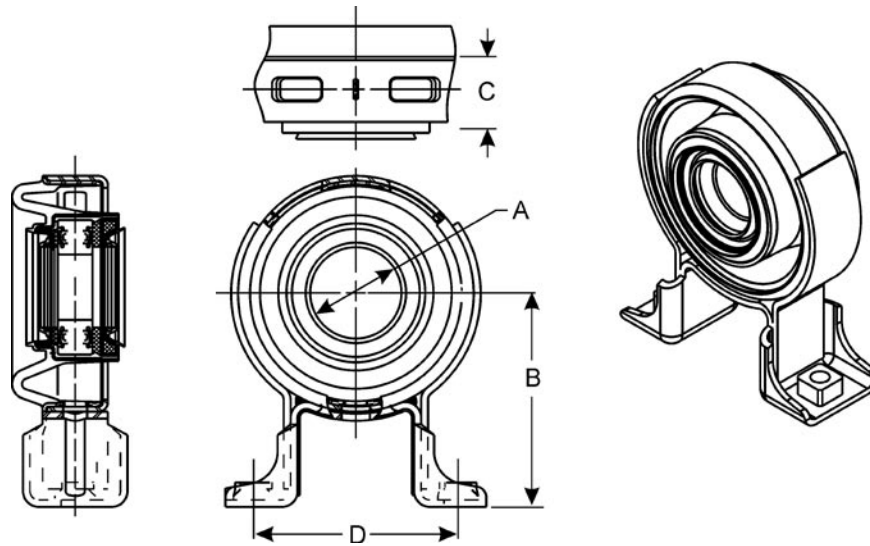


MSC

Style 1

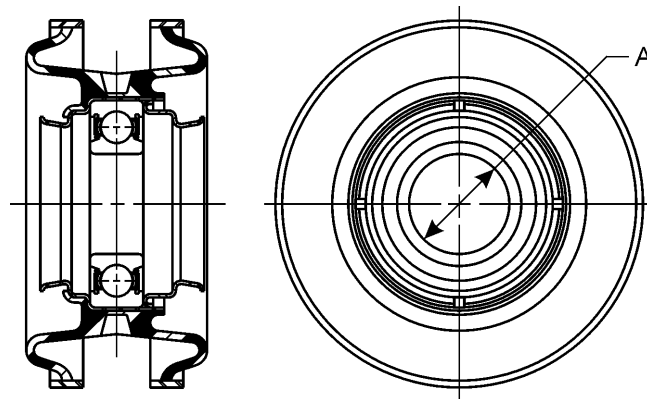
Parts not sold separately — Shown for informational purposes only

Center Bearing Assy Part Number	B Centerline To Mounting Surface	C Bracket Width	Center Bearing Major Parts			Front Slinger Part Number	Rear Slinger Part Number	Retainers	
			Bracket Part Number	Rubber Cushion Part Nbr.	Bearing & Retainer Assy.			Bottom	Top
A = 0.750 Bearing I.D.									
210330-1X	Max 8"	~	230512 230513	~	230514-1	~	~	~	~
<i>PTO adjustable bearing hanger, variable centerline to mounting surface, Max. 8"</i>									
A = 0.875 Bearing I.D.									
210330-2X	Max 8"	~	230512 230513	~	230514-2	~	~	~	~
<i>PTO adjustable bearing hanger, variable centerline to mounting surface, Max. 8"</i>									
A = 1.000 Bearing I.D.									
210330-4X	Max 8"	~	230512 230513	~	230514-4	~	~	~	~
<i>PTO adjustable bearing hanger, variable centerline to mounting surface, Max. 8"</i>									
A = 1.250 Bearing I.D.									
210330-6X	Max 8"	~	230512 230513	~	230514-6	~	~	~	~
<i>PTO adjustable bearing hanger, variable centerline to mounting surface, Max. 8"</i>									

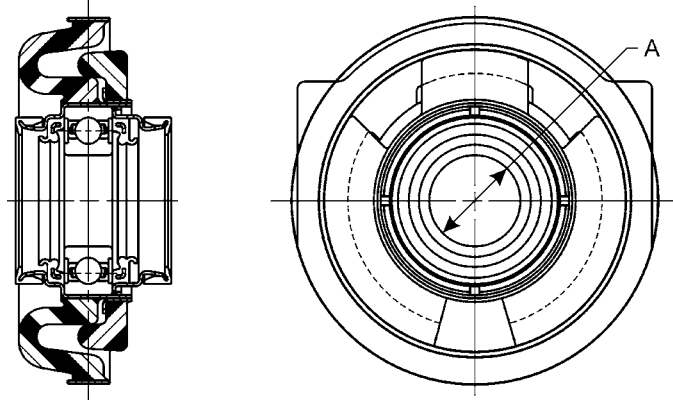


Center Bearing Assy Part Number		B Centerline To Mounting Surface	C Bracket Width	Center Bearing Major Parts			Front Slinger Part Number	Rear Slinger Part Number	Retainers	
				Bracket Part Number	Rubber Cushion Part Nbr.	Bearing & Retainer Assy.			Bottom	Top
Parts not sold separately — Shown for informational purposes only										
		A = 1.181 Bearing I.D.			D = 3.700		Bolt Hole/Stud Size = M12 X 1.75TH (nut)			
212187-1X	3.976	1.181	~	~	~	~	~	~	~	~
										(2) nuts attached to bracket

MSC



Center Bearing Assy Part Number		B Centerline To Mounting Surface	C Bracket Width	Center Bearing Major Parts			Front Slinger Part Number	Rear Slinger Part Number	Retainers	
				Bracket Part Number	Rubber Cushion Part Nbr.	Bearing & Retainer Assy.			Bottom	Top
Parts not sold separately — Shown for informational purposes only										
		A = 1.181 Bearing I.D.								
211406X	~	~	~	231653	580914-2	231563	~	~	~	~
										<i>Part has been discontinued; offered until supply is exhausted</i>
211514X	~	~	~	231653	580914-2	231563	~	~	~	~
										<i>Has the 211406X included, with washer 230123-12 and nut 231781</i>



Style 4

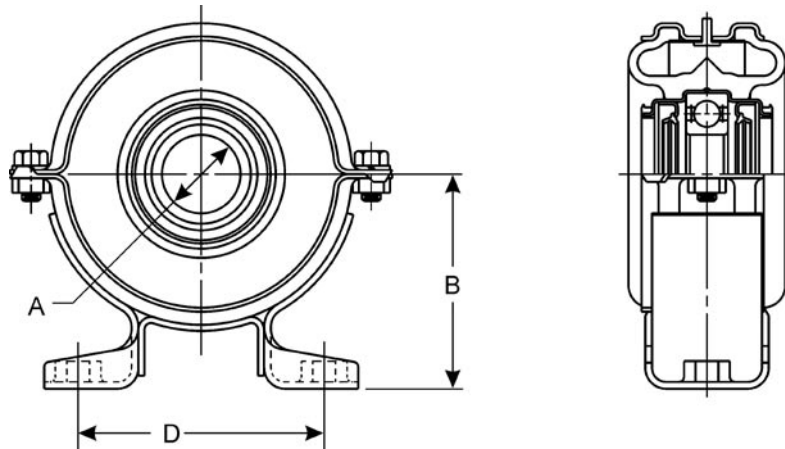
Parts not sold separately — Shown for informational purposes only

Center Bearing Assy Part Number	B Centerline To Mounting Surface	C Bracket Width	Center Bearing Major Parts			Front Slinger Part Number	Rear Slinger Part Number	Retainers	
			Bracket Part Number	Rubber Cushion Part Nbr.	Bearing & Retainer Assy.			Bottom	Top

A = 1.181 Bearing I.D.

211502X	~	~	~	231855	580914-3	~	231563	~	~
---------	---	---	---	--------	----------	---	--------	---	---

No bracket, Dust Cap 231811



Style 5

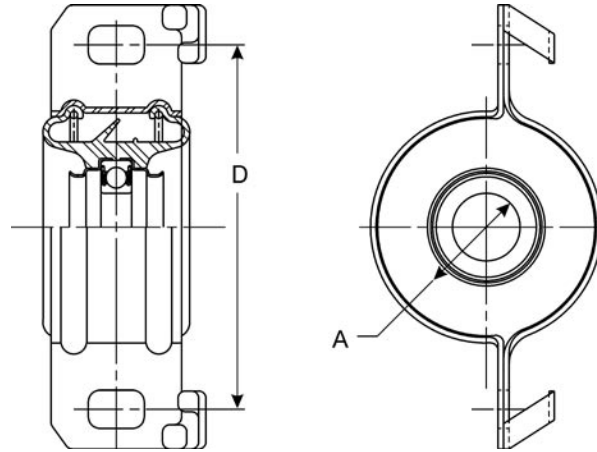
Parts not sold separately — Shown for informational purposes only

Center Bearing Assy Part Number	B Centerline To Mounting Surface	C Bracket Width	Center Bearing Major Parts			Front Slinger Part Number	Rear Slinger Part Number	Retainers	
			Bracket Part Number	Rubber Cushion Part Nbr.	Bearing & Retainer Assy.			Bottom	Top

A = 1.181 Bearing I.D. D = 3.700 Threaded Hole

211589-1X	3.230	~	~	~	~	~	~	~	~
-----------	-------	---	---	---	---	---	---	---	---

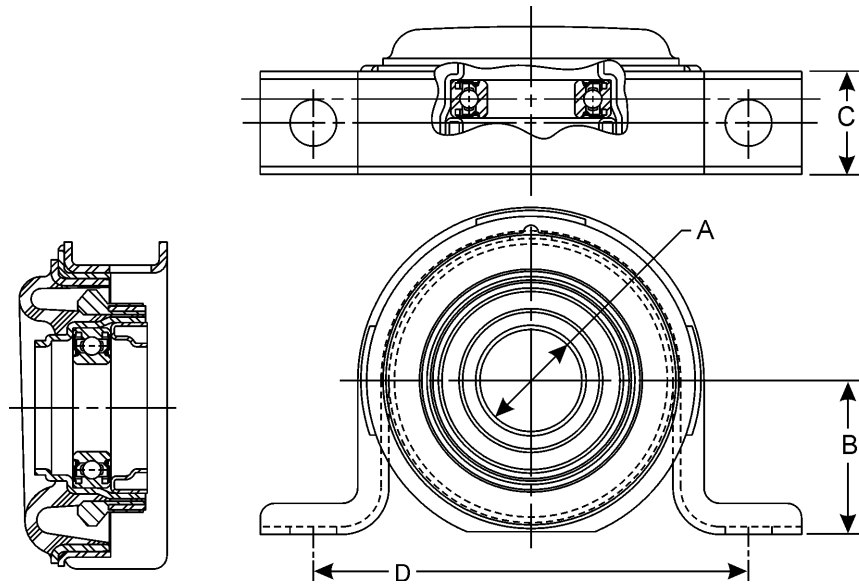
(2) nuts attached to bracket



Style 6

Center Bearing Assy Part Number	B Centerline To Mounting Surface	C Bracket Width	Parts not sold separately — Shown for informational purposes only						Retainers	
			Center Bearing Major Parts			Front Slinger Part Number	Rear Slinger Part Number	Bottom	Top	
			Bracket Part Number	Rubber Cushion Part Nbr.	Bearing & Retainer Assy.					
A = 1.181 Bearing I.D. D = 5.910										
211750-1X	~	~	~	~	~	~	~	~	~	

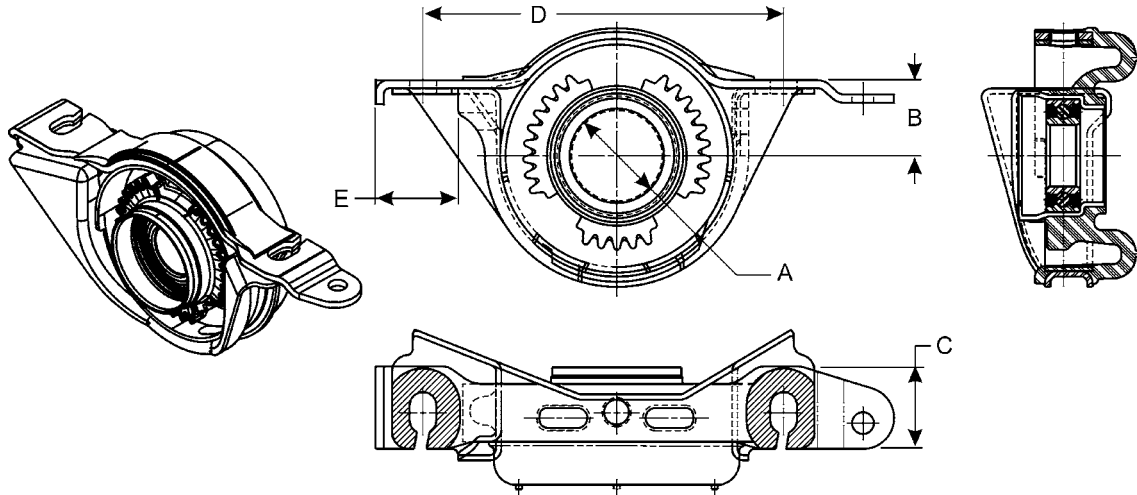
MSC



Style 7

Center Bearing Assy Part Number	B Centerline To Mounting Surface	C Bracket Width	Parts not sold separately — Shown for informational purposes only						Retainers	
			Center Bearing Major Parts			Front Slinger Part Number	Rear Slinger Part Number	Bottom	Top	
			Bracket Part Number	Rubber Cushion Part Nbr.	Bearing & Retainer Assy.					
A = 1.181 Bearing I.D. D = 5.880 Bolt Hole/Stud Size = .630 (H)										
211872-1X	2.080	1.390	211976X	211983X	580921	~	~	~	~	

232520 retainer lock



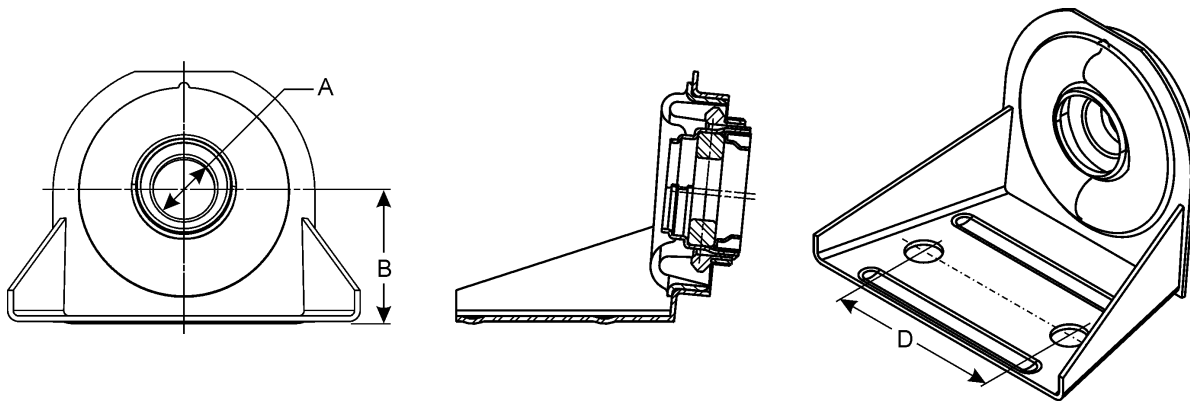
Style 8

Parts not sold separately — Shown for informational purposes only

Center Bearing Assy Part Number	B Centerline To Mounting Surface	C Bracket Width	Center Bearing Major Parts			Front Slinger Part Number	Rear Slinger Part Number	Retainers	
			Bracket Part Number	Rubber Cushion Part Nbr.	Bearing & Retainer Assy.			Bottom	Top
A = 1.181 Bearing I.D.			D = 6.890			Bolt Hole/Stud Size = .787 X .512 (H)			
212165-1X	1.440	2.268	~	212163X	580931	~	~	~	~
212166-1X	1.440	2.268	~	212164X	580931	~	~	~	~

E = 2.087

E = 1.693; Part has been discontinued

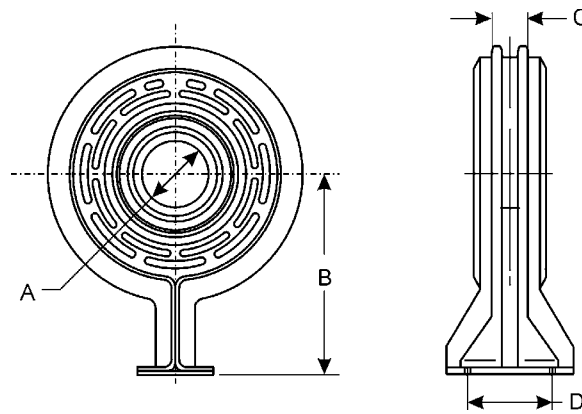


Style 9

Parts not sold separately — Shown for informational purposes only

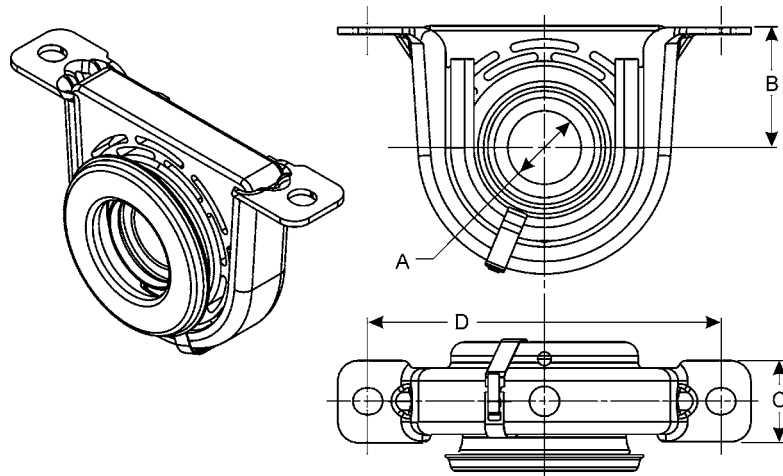
Center Bearing Assy Part Number	B Centerline To Mounting Surface	C Bracket Width	Center Bearing Major Parts			Front Slinger Part Number	Rear Slinger Part Number	Retainers	
			Bracket Part Number	Rubber Cushion Part Nbr.	Bearing & Retainer Assy.			Bottom	Top
A = 1.181 Bearing I.D.			D = 3.937			Bolt Hole/Stud Size = .750 (H)			
212244-1X	2.480	~	233031	211983X	580921-1	~	~	232520	~

MSC



Style 10

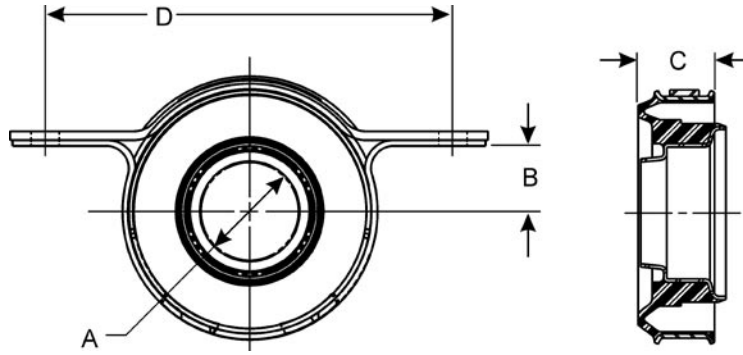
Center Bearing Assy Part Number	Parts not sold separately — Shown for informational purposes only								
	B Centerline To Mounting Surface	C Bracket Width	Center Bearing Major Parts			Front Slinger Part Number	Rear Slinger Part Number	Retainers	
			Bracket Part Number	Rubber Cushion Part Nbr.	Bearing & Retainer Assy.			Bottom	Top
A = 1.181 Bearing I.D. D = 1.500 (2) Threaded Holes									
210527X	3.560	.630	210580X	550735	230318	~	~	~	~



Style 11

Center Bearing Assy Part Number	Parts not sold separately — Shown for informational purposes only								
	B Centerline To Mounting Surface	C Bracket Width	Center Bearing Major Parts			Front Slinger Part Number	Rear Slinger Part Number	Retainers	
			Bracket Part Number	Rubber Cushion Part Nbr.	Bearing & Retainer Assy.			Bottom	Top
A = 1.181 Bearing I.D. D = 5.880 Bolt Hole/Stud Size = .630 (H)									
211590-1X	1.940	1.450	5007512	231695	211554X	231696	~	3-95-139	~
A = 1.260 Bearing I.D. D = 5.880 Bolt Hole/Stud Size = .630 (H)									
211431X	1.940	1.450	231694	231695	211409-1X	231696	~	3-95-139	~
A = 1.378 Bearing I.D. D = 6.620 Bolt Hole/Stud Size = .560 (H)									
211175X	2.250	1.726	231285	231212	210086X	231286	231256	3-95-99	~
211819-1X	2.250	1.726	231285	232181	210086-3X	231286	231256	3-95-99	~
<i>Part has been discontinued</i>									
A = 1.574 Bearing I.D. D = 6.620 Bolt Hole/Stud Size = .560 (H)									
211499X	2.250	1.726	231285	231212	210865-1X	231286	231834	3-95-99	~
211748-3X	2.250	1.726	231285	232181	210865-1X	231286	231834	3-95-99	~
<i>Part has been discontinued</i>									
212053-1X	2.250	1.726	231285	231212	210865-1X	231286	~	3-95-99	~

MSC

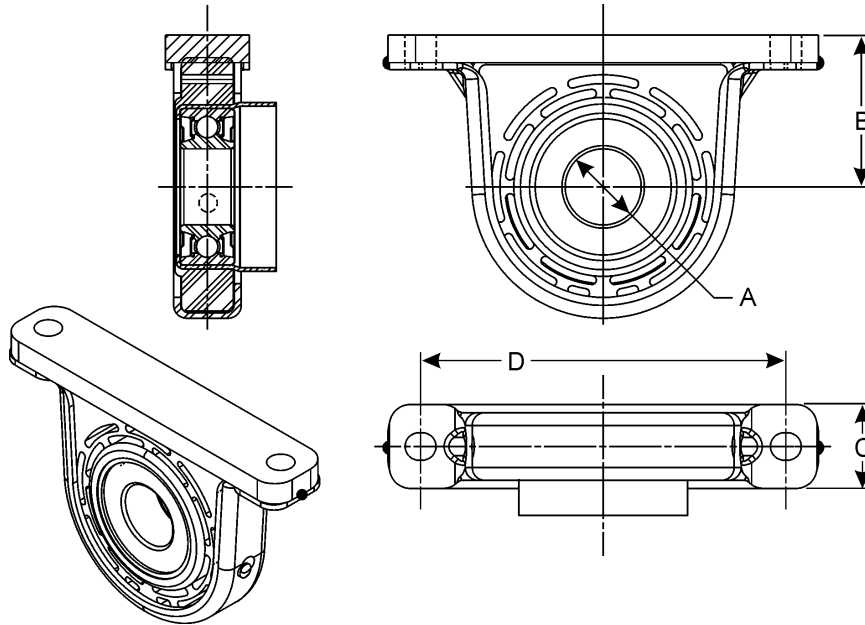


Style 12

Parts not sold separately — Shown for informational purposes only

Center Bearing Assy Part Number	B	C	Center Bearing Major Parts			Front Slinger Part Number	Rear Slinger Part Number	Retainers	
	Centerline To Mounting Surface	Bracket Width	Bracket Part Number	Rubber Cushion Part Nbr.	Bearing & Retainer Assy.			Bottom	Top
A = 1.259 Bearing I.D.		D = 5.880		Bolt Hole/Stud Size = .500 (H)					
211571X	1.690	1.420	211478-1X		580917	231000	231596	~	~

MSC

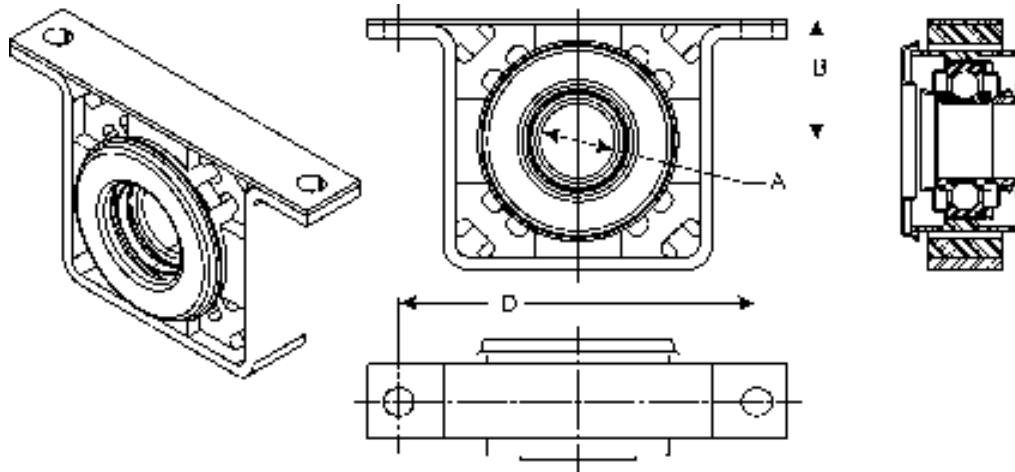


Style 13

Parts not sold separately — Shown for informational purposes only

Center Bearing Assy Part Number	B	C	Center Bearing Major Parts			Front Slinger Part Number	Rear Slinger Part Number	Retainers	
	Centerline To Mounting Surface	Bracket Width	Bracket Part Number	Rubber Cushion Part Nbr.	Bearing & Retainer Assy.			Bottom	Top
A = 1.378 Bearing I.D.		D = 6.620		Bolt Hole/Stud Size = .560 (H)					
211985X	2.750	1.226	231247	232615	580923	~	~	~	~

Has a 1/2" spacer attached to bracket, rubber cushion w/canister Part has been discontinued

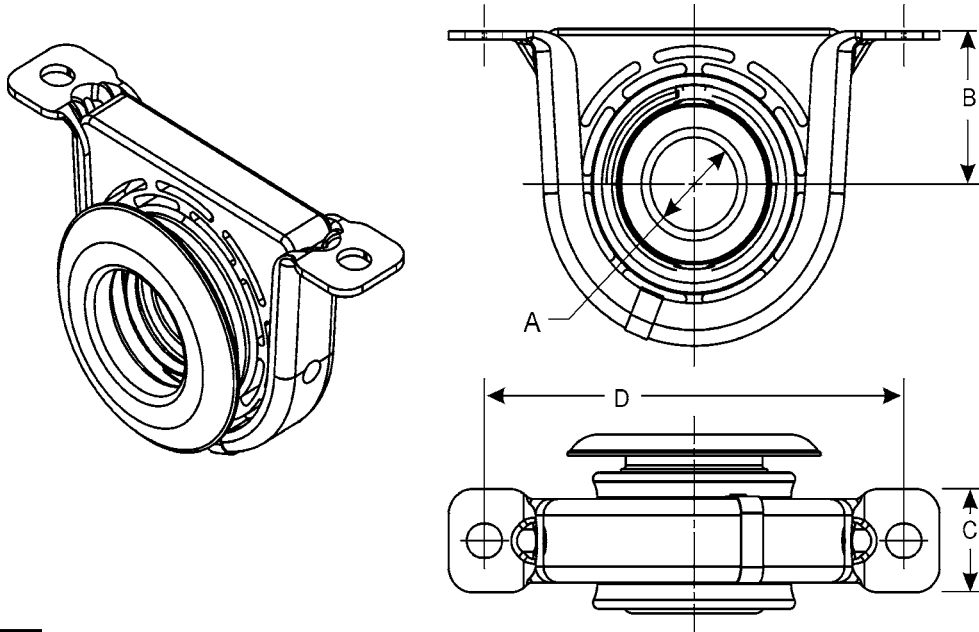


Style 14

Parts not sold separately — Shown for informational purposes only									
Center Bearing Assy Part Number	B	C	Center Bearing Major Parts			Front Slinger Part Number	Rear Slinger Part Number	Retainers	
	Centerline To Mounting Surface	Bracket Width	Bracket Part Number	Rubber Cushion Part Nbr.	Bearing & Retainer Assy.			Bottom	Top
A = 1.378 Bearing I.D. D = 6.625 Bolt Hole/Stud Size = .560 (H)									
212088-1X	2.250	~	212087X			231286	231256	~	~

Square bracket w/thin plate; Part has been discontinued

MSC

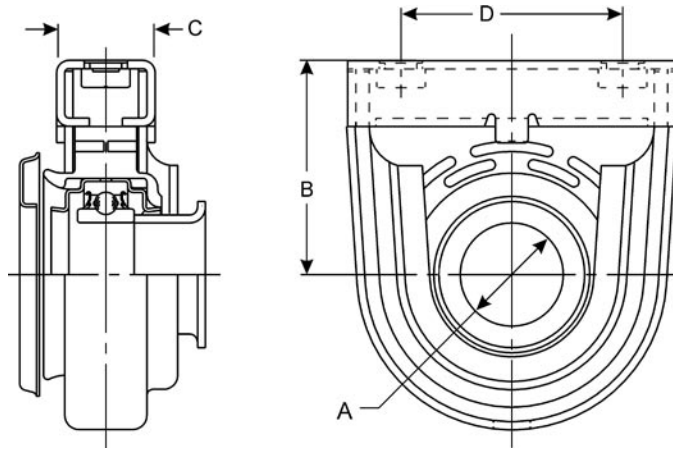


MSC

Style 15

Parts not sold separately — Shown for informational purposes only

Center Bearing Assy Part Number	B Centerline To Mounting Surface	C Bracket Width	Center Bearing Major Parts			Front Slinger Part Number	Rear Slinger Part Number	Retainers	
			Bracket Part Number	Rubber Cushion Part Nbr.	Bearing & Retainer Assy.			Bottom	Top
A = 1.378 Bearing I.D. D = 6.620 Bolt Hole/Stud Size = .560 (H)									
210088-1X	2.250	1.226	231247	230119-1	210086X	230118	230121	3-95-139	~
210090-1X	2.250	1.226	231247	230119-1	210086X	230118	230118	3-95-139	~
210367-1X	2.250	1.226	231247	230119-1	210228X	230982	98-1473	3-95-139	~
210370-1X	2.250	1.226	231247	230119-1	210228X	230982	230104	3-95-139	~ <i>Has 98-1473 shield</i>
211415X	2.250	1.226	231247	231709	211414X	231286	230121	3-95-139	~
A = 1.574 Bearing I.D. D = 6.620 Bolt Hole/Stud Size = .560 (H)									
210866-1X	2.250	1.226	231247	230119-1	210865-1X	231004	231000	3-95-139	~
210873-1X	2.250	1.226	231247	230119-1	210865-1X	231004	231004	3-95-139	~
211260X	2.250	1.226	231247	230119-1	210865-1X	~	~	3-95-139	~
211359X	2.250	1.226	231247	231212	210865-1X	231286	231000	3-95-139	~
211735-3X	2.250	1.226	231247	232165	210865-1X	231286	231000	3-95-139	~
211793-1X	2.250	1.226	231247	230119-1	210865-1X	231286	231000	3-95-139	~

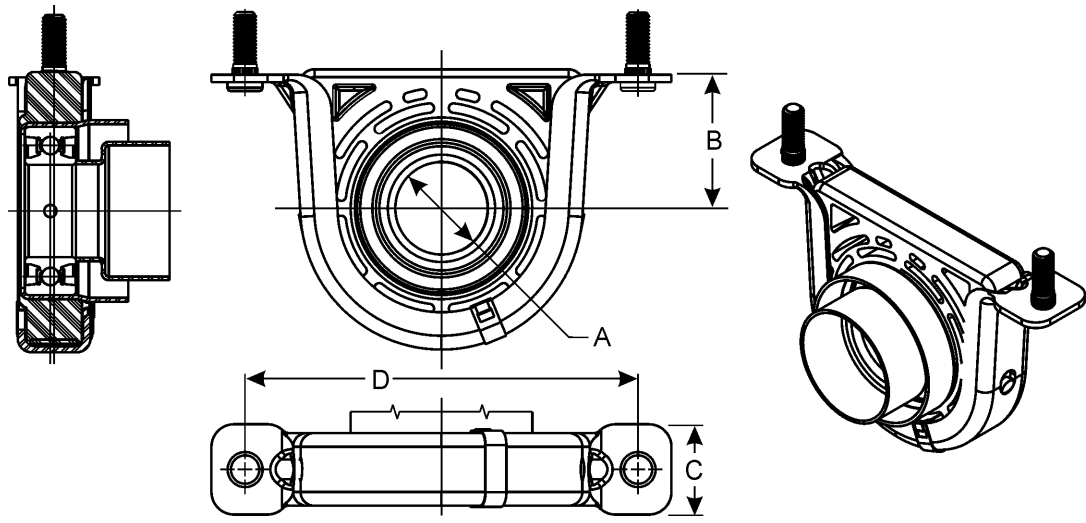


Style 16

Parts not sold separately — Shown for informational purposes only

Center Bearing Assy Part Number	B Centerline To Mounting Surface	C Bracket Width	Center Bearing Major Parts			Front Slinger Part Number	Rear Slinger Part Number	Retainers	
			Bracket Part Number	Rubber Cushion Part Nbr.	Bearing & Retainer Assy.			Bottom	Top
A = 1.574 Bearing I.D. D = 3.380 Bolt Hole/Stud Size = .437 X 14TH (nut)									
211848-1X	3.250	1.742	232465	231212	210865-1X	231286	232662	~	~
<i>Nuts are incorporated in bracket</i>									
A = 1.574 Bearing I.D. D = 3.380 Bolt Hole/Stud Size = M10 X 1.5TH (nut)									
211963-1X	3.250	1.742	232683	231212	210865-1X	231286	232662	~	~
<i>Nuts are incorporated in bracket</i>									

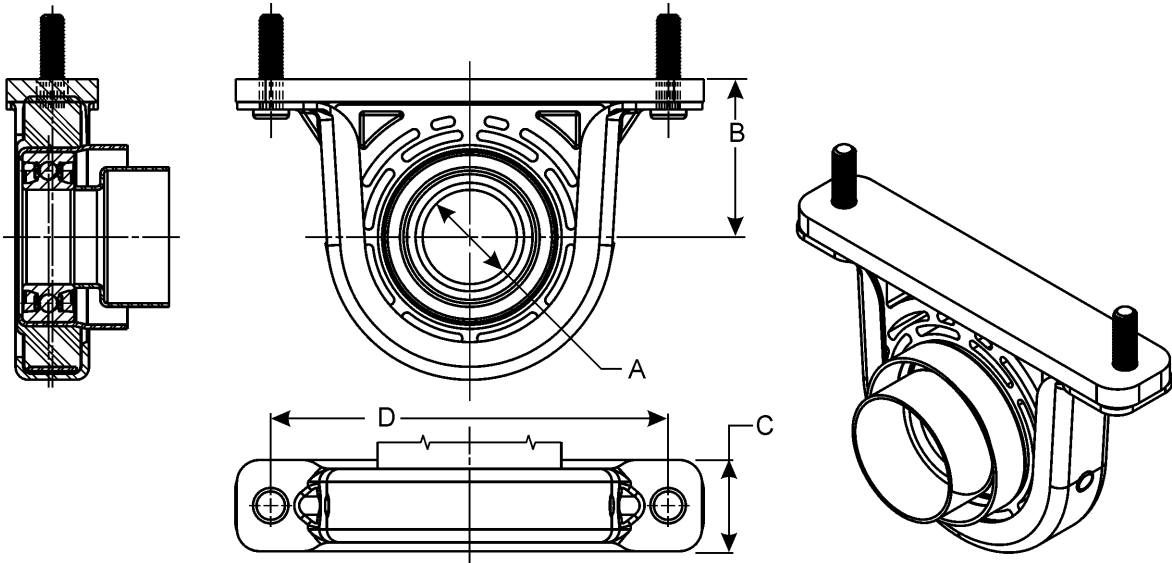
MSC



Style 17

Parts not sold separately — Shown for informational purposes only

Center Bearing Assy Part Number	B Centerline To Mounting Surface	C Bracket Width	Center Bearing Major Parts			Front Slinger Part Number	Rear Slinger Part Number	Retainers	
			Bracket Part Number	Rubber Cushion Part Nbr.	Bearing & Retainer Assy.			Bottom	Top
A = 1.574 Bearing I.D. D = 6.620 Bolt Hole/Stud Size = M10 X 1.5TH (stud)									
212028-1X	2.250	1.226	232820	212027X	580924	~	~	3-95-139	~
<i>rubber cushion w/canister, studs in bracket; 232817 Boot Can</i>									



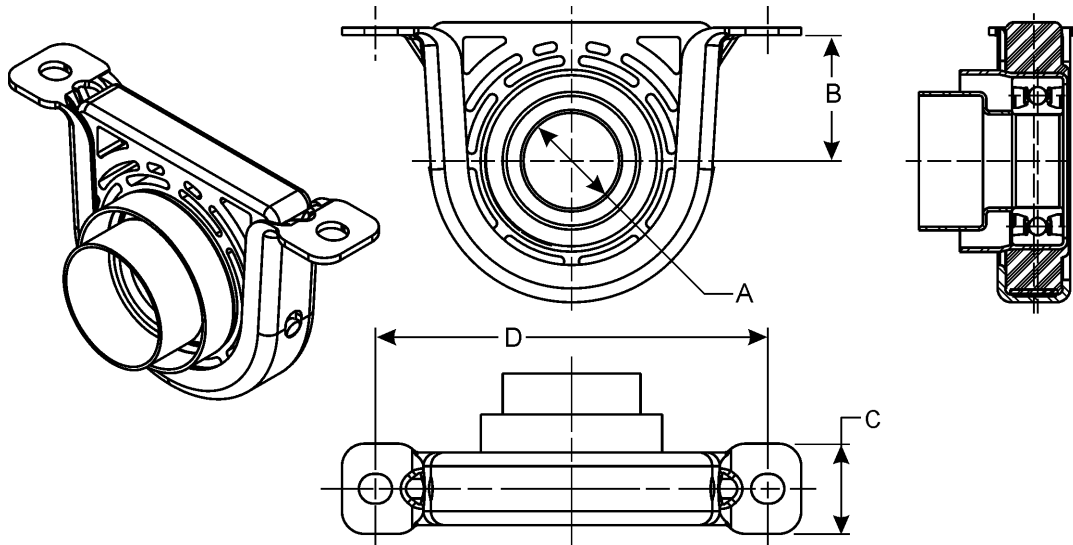
MSC

Style 18

Parts not sold separately — Shown for informational purposes only

Center Bearing Assy Part Number	B Centerline To Mounting Surface	C Bracket Width	Center Bearing Major Parts			Front Slinger Part Number	Rear Slinger Part Number	Retainers	
			Bracket Part Number	Rubber Cushion Part Nbr.	Bearing & Retainer Assy.			Bottom	Top
A = 1.574 Bearing I.D.			D = 6.620			Bolt Hole/Stud Size = M10 - 1.50TH (stud)			
212032-1X	2.630	1.226	232820	212027X	580924	~	~	~	~

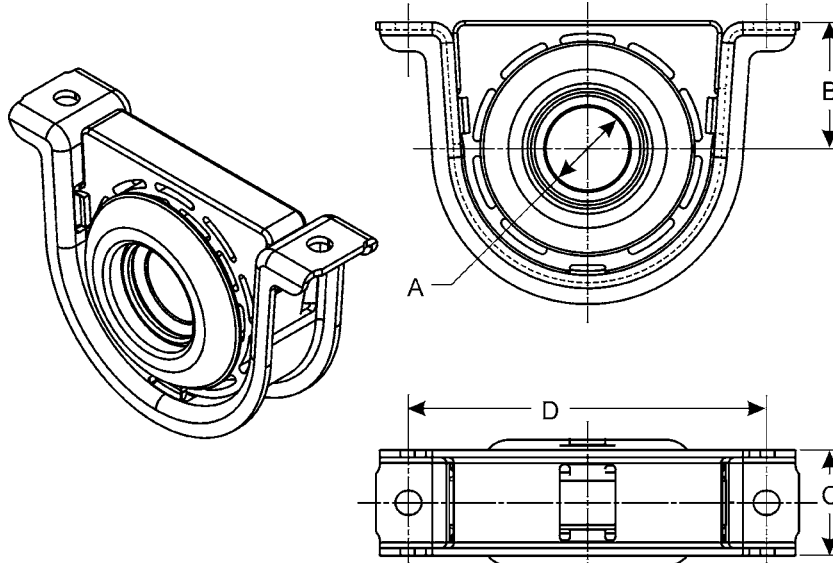
Has a .380" spacer, rubber cushion w/canister, studs in bracket; 232817 Boot Can



Style 19

Parts not sold separately — Shown for informational purposes only									
Center Bearing Assy Part Number	B	C	Center Bearing Major Parts			Front Slinger Part Number	Rear Slinger Part Number	Retainers	
	Centerline To Mounting Surface	Bracket Width	Bracket Part Number	Rubber Cushion Part Nbr.	Bearing & Retainer Assy.			Bottom	Top
A = 1.574 Bearing I.D. D = 6.620 Bolt Hole/Stud Size = .560 (H)									
212030-1X	2.250	1.226	231247	212027X	580924	~	~	~	~
<i>rubber cushion w/canister; 232817 Boot Can</i>									
A = 1.574 Bearing I.D. D = 6.620 Bolt Hole/Stud Size = 1.180 X .430 (H)									
212031-1X	2.250	1.226	232824	212027X	580924	~	~	~	~
<i>rubber cushion w/canister; 232817 Boot Can</i>									
A = 1.574 Bearing I.D. D = 6.700 Bolt Hole/Stud Size = .470 (H)									
212258-1X	2.250	1.226	233052	5001377	580924	~	~	~	~
<i>rubber cushion w/canister; 232817 Boot Can</i>									
A = 1.771 Bearing I.D. D = 7.622 Bolt Hole/Stud Size = .560 (H)									
212134-1X	2.689	2.250	230148	212133X	580932	~	~	~	~
<i>Less boot can</i>									

MSC

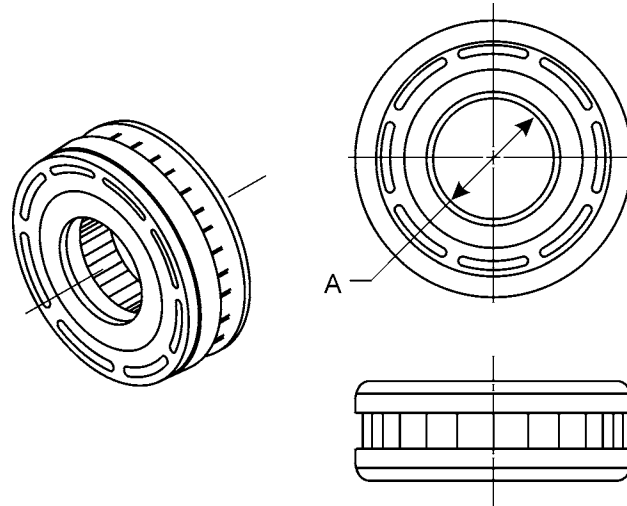


MSC

Style 20

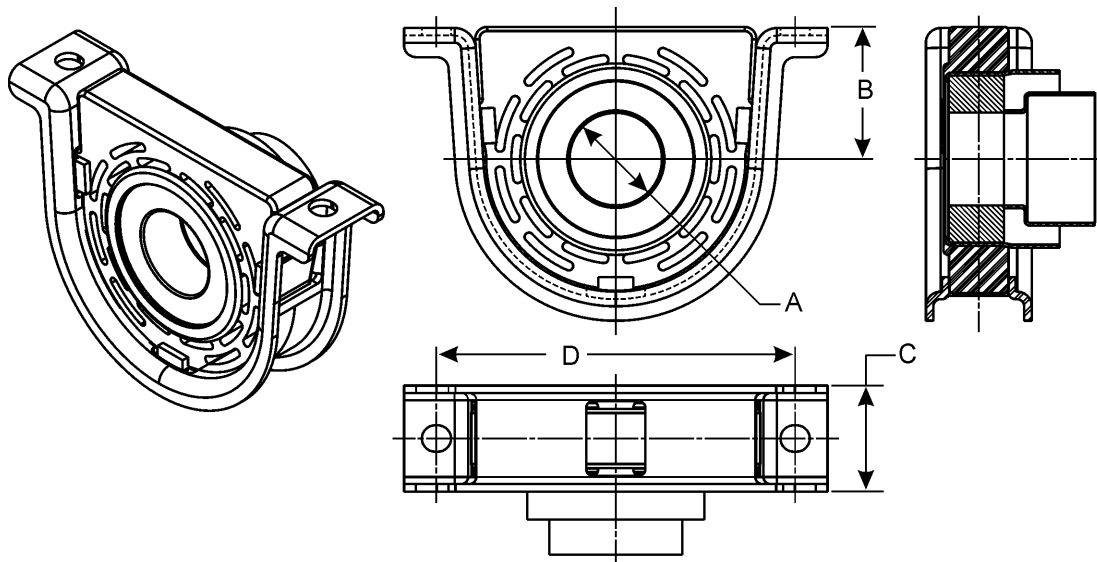
Parts not sold separately — Shown for informational purposes only

Center Bearing Assy Part Number	B Centerline To Mounting Surface	C Bracket Width	Center Bearing Major Parts			Front Slinger Part Number	Rear Slinger Part Number	Retainers	
			Bracket Part Number	Rubber Cushion Part Nbr.	Bearing & Retainer Assy.			Bottom	Top
A = 1.574 Bearing I.D. D = 6.620 Bolt Hole/Stud Size = .560 (H)									
210140-1X	2.440	2.000	230549	230126-1	210119-1X	230207	230208	~	~
210144-1X	2.440	2.000	230549	230126-1	210119-1X	230207	230207	~	~
210391-1X	2.440	2.000	230549	230126-1	210085-1X	230124	230124	~	~
210433-1X	2.440	2.000	230549	230126-1	210085-1X	230124	230209	~	~
211037-1X	2.440	2.000	230549	230126-1	210085-1X	230124	230209	~	~
211098-1X	2.440	2.000	230549	230126-1	210085-1X	~	~	~	~
A = 1.771 Bearing I.D. D = 7.620 Bolt Hole/Stud Size = .560 (H)									
210084-2X	2.690	2.250	230148	230147-3	210092-1X	230151	230151	~	~
210207-1X	2.690	2.250	230148	230147-3	210092-1X	230151	230363	~	~
211172-1X	2.690	2.250	230148	230147-3	210092-1X	230151	230151 230363	~	~
<i>Can use 210084-2X plus 230363 slinger</i>									
A = 1.968 Bearing I.D. D = 6.520 Bolt Hole/Stud Size = .620 (H)									
210121-1X	2.780	2.250	230164	230167-1	210120-1X	230166	230166	~	~
210881-1X	2.780	2.250	230164	230958-1	210120-1X	230166	230166	~	~
211625-1X	2.780	2.250	230164	230167-1	210120-1X	230166	231994	~	~

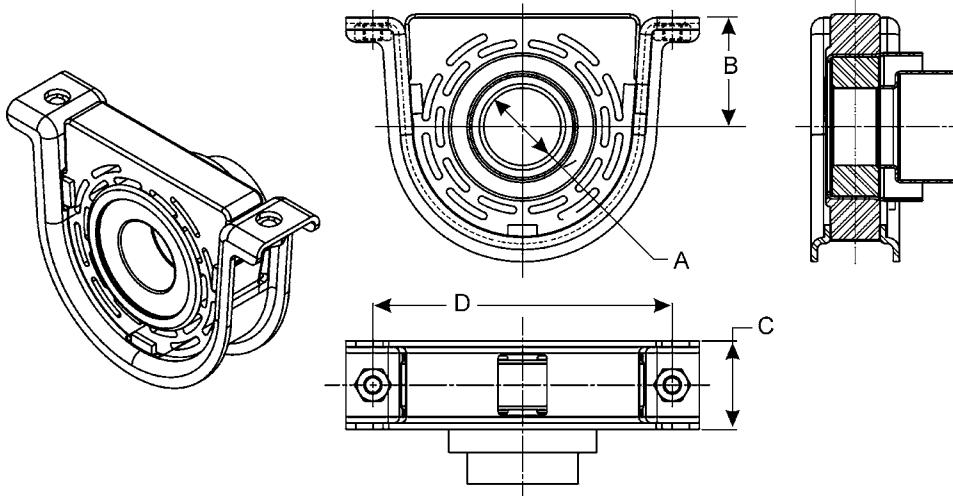


Center Bearing Assy Part Number		B Centerline To Mounting Surface	C Bracket Width	Center Bearing Major Parts				Front Slinger Part Number	Rear Slinger Part Number	Retainers	
				Bracket Part Number	Rubber Cushion Part Nbr.	Bearing & Retainer Assy.	Bottom			Top	
Style 21 Parts not sold separately — Shown for informational purposes only											
A = 1.750 Bearing I.D.											
211304X		~	~	~	~	~	~	~	~	~	~
											<i>Part has been discontinued</i>

MSC



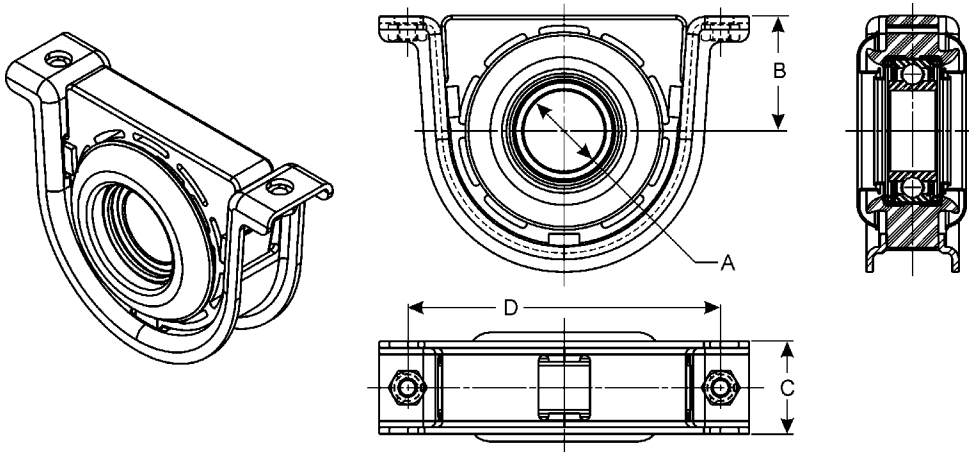
Center Bearing Assy Part Number		B Centerline To Mounting Surface	C Bracket Width	Center Bearing Major Parts			Front Slinger Part Number	Rear Slinger Part Number	Retainers		
				Bracket Part Number	Rubber Cushion Part Nbr.	Bearing & Retainer Assy.			Bottom	Top	
Style 22 Parts not sold separately — Shown for informational purposes only											
A = 1.968 Bearing I.D.		D = 7.620		Bolt Hole/Stud Size = .620 (H)							
212142-1X		2.780	2.250	230164	212141X	580933	~	~	~	~	~
											<i>232944 Boot Can; Rubber cushion with canister</i>



Style 23

Parts not sold separately — Shown for informational purposes only

Center Bearing Assy Part Number	B Centerline To Mounting Surface	C Bracket Width	Center Bearing Major Parts			Front Slinger Part Number	Rear Slinger Part Number	Retainers	
			Bracket Part Number	Rubber Cushion Part Nbr.	Bearing & Retainer Assy.			Bottom	Top
A = 1.771 Bearing I.D. D = 7.620 Bolt Hole/Stud Size = M12 X 1.75TH (nut)									
212145-1X	2.689	2.250	212222X	212133X	580932	~	~	~	~
<i>232930 Boot Can; Rubber cushion with canister; nuts attached to bracket</i>									
A = 1.968 Bearing I.D. D = 7.620 Bolt Hole/Stud Size = M12 X 1.75TH (nut)									
212153-1X	2.780	2.250	212229X	212141X	580933	~	~	~	~
<i>232944 Boot Can; Rubber cushion with canister; nuts attached to bracket Part has been discontinued; offered until supply is exhausted</i>									

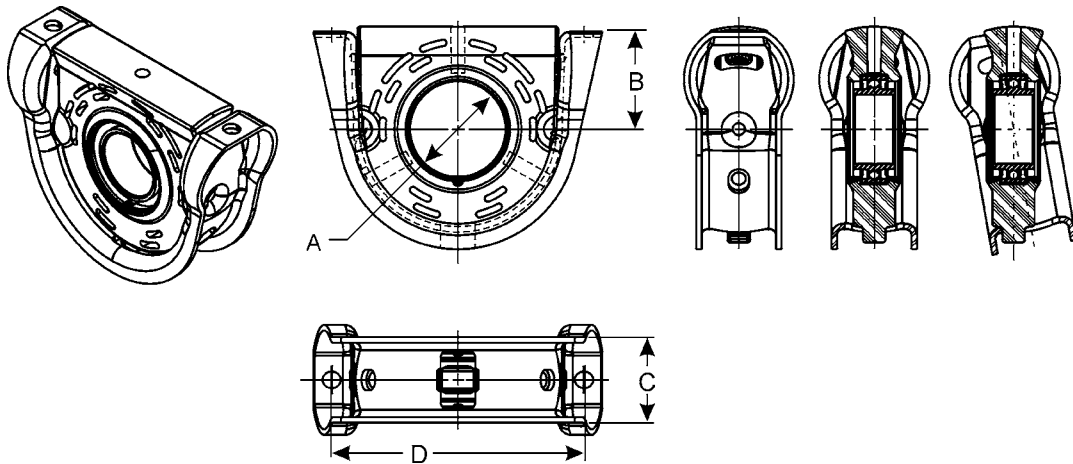


Style 24

Parts not sold separately — Shown for informational purposes only

Center Bearing Assy Part Number	B Centerline To Mounting Surface	C Bracket Width	Center Bearing Major Parts			Front Slinger Part Number	Rear Slinger Part Number	Retainers	
			Bracket Part Number	Rubber Cushion Part Nbr.	Bearing & Retainer Assy.			Bottom	Top
A = 1.968 Bearing I.D. D = 7.620 Bolt Hole/Stud Size = M12 X 1.75TH (nut)									
212156-1X	2.780	2.250	212229X	230167-1	550788	230166	230166	~	~
<i>212229X consists of 232953 bracket and (2) nuts attached to bracket; Part has been discontinued</i>									

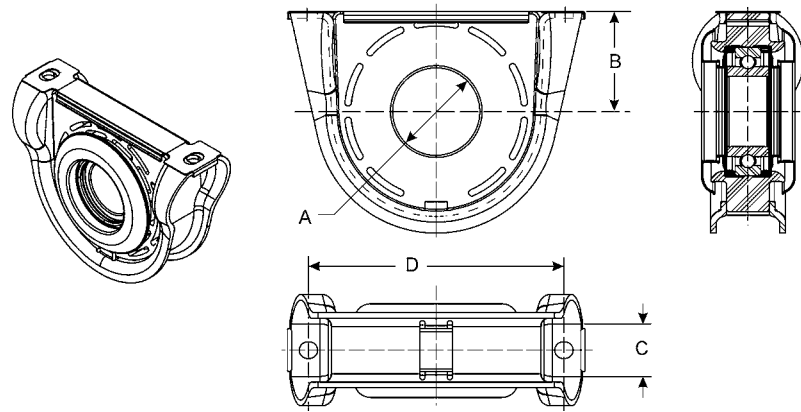
MSC



Style 25

Center Bearing Assy Part Number	B Centerline To Mounting Surface	C Bracket Width	Parts not sold separately — Shown for informational purposes only						
			Center Bearing Major Parts			Front Slinger Part Number	Rear Slinger Part Number	Retainers	
			Bracket Part Number	Rubber Cushion Part Nbr.	Bearing & Retainer Assy.			Bottom	Top
A = 2.362 Bearing I.D. D = 8.622 Bolt Hole/Stud Size = .618 (H)									
5003323	3.330	2.917	5003324	5003325	5001950	~	~	~	~
						<i>Replaces 210661-1X, 210987-1X, 212066-1X, 212129-1X</i>			
5003326	3.300	2.917	5003324	5002433	5001950	~	~	~	~
						<i>Solid rubber, replaces 210875-1X, 210989-1X</i>			
5003628	3.300	2.917	5003627	5003325	5001950	~	~	~	~
						<i>Semi slotted rubber, replaces 212155-1X</i>			

MSC



Style 26

Center Bearing Assy Part Number	B Centerline To Mounting Surface	C Bracket Width	Parts not sold separately — Shown for informational purposes only						
			Center Bearing Major Parts			Front Slinger Part Number	Rear Slinger Part Number	Retainers	
			Bracket Part Number	Rubber Cushion Part Nbr.	Bearing & Retainer Assy.			Bottom	Top
A = 2.362 Bearing I.D. D = 8.620			Bolt Hole/Stud Size = .560 (H)						
210661-1X	3.380	2.530	230750	230749-1	210660-1X	230746	230746	~	8-95-49
						<i>Superseded to 5003323 (Style 25)</i>			
210875-1X	3.380	2.530	230750	231008-1	210660-1X	230746	230746	~	8-95-49
						<i>Solid rubber; Superseded to 5003326 (Style 25)</i>			
210989-1X	3.380	2.530	230750	231008-1	210660-1X	~	~	~	8-95-49
						<i>Solid rubber; Superseded to 5003326 (Style 25)</i>			
212066-1X	3.380	2.530	230750	232853	210660-1X	230746	230746	~	8-95-49
						<i>Superseded to 5003323 (Style 25)</i>			

SPICER® DRIVESHAFT LUBRICATION INTERVALS*

SERIES	CITY	ON-HWY.	LINEHAUL	ON/OFF-HWY.
Spicer® 10-Series™ (1480 thru 1810 & SPL-90) Slip members also require lubrication.	5,000/8,000 mi (8,000/12,800 km) or 3 Months (whichever comes first)	10,000/15,000 mi (16,000/24,000 km) or 3 Months (whichever comes first)	10,000/15,000 mi (16,000/24,000 km) or 3 Months (whichever comes first)	5,000/8,000 mi (8,000/12,000 km) or 3 Months (whichever comes first)
Spicer Life Series® - Medium Duty (SPL-55, 70 & 100) Slip members are booted and permanently lubricated.	25,000 mi 40,000 km or 6 Months (whichever comes first)	25,000 mi 40,000 km or 6 Months (whichever comes first)	25,000 mi 40,000 km or 6 Months (whichever comes first)	25,000 mi 40,000 km or 6 Months (whichever comes first)
Spicer Life Series - Heavy Duty (SPL-140) Standard Spicer Life Series® u-joint. Slip members are booted and permanently lubricated.	25,000 mi 40,000 km or 6 Months (whichever comes first)	100,000 mi 160,000 km or 6 Months (whichever comes first)	100,000 mi 160,000 km or 6 Months (whichever comes first)	25,000 mi 40,000 km or 6 Months (whichever comes first)

SPICER LIFE XL® FIRST LUBRICATION CYCLE*

Spicer Life XL® - Heavy Duty (SPL-170XL, & 250XL) Extended Lubrication u-joints. After initial miles (kilometers) or time is reached, the joints must be relubricated. Slip members are booted and permanently lubricated.	100,000 mi 160,000 km or 1 Year (whichever comes first)	350,000 mi 560,000 km or 3 Years (whichever comes first)	350,000 mi 560,000 km or 3 Years (whichever comes first)	100,000 mi 160,000 km or 1 Year (whichever comes first)
--	--	---	---	--

SPICER LIFE XL® RELUBRICATION CYCLE*

Spicer Life XL - Heavy Duty (SPL-170XL & 250XL) Extended lubrication u-joints. Once greased, this relubrication interval must be followed. Slip members are booted and permanently lubricated.	25,000 mi 40,000 km or 6 months (whichever comes first)	100,000 mi 160,000 km or 6 months (whichever comes first)	100,000 mi 160,000 km or 6 months (whichever comes first)	25,000 mi 40,000 km or 6 months (whichever comes first)
--	--	--	--	--

***We recommend relubrication with Chevron Ultra-Duty EP-2 or a compatible lithium based grease meeting N.L.G.I. Grade 2 specifications with an operating range of +325°F/+163°C to -10°F/-23°C.**

***NOTE:** We recommend that all driveshafts be inspected for wear and damage every time the vehicle is serviced. This includes any scheduled and/or unscheduled maintenance that occurs within the driveshaft lube intervals.

City is defined as all applications that require a minimum of 90% of operation time within the city limits.

On-Highway is defined as all applications requiring less than 10% of operating time on gravel dirt or unpaved roads.

Linehaul is defined as 100% of operation time on smooth concrete or asphalt.

On/Off-Highway is defined as all applications operating primarily on paved roads, but requiring more than 10% of operating time on gravel, dirt or unpaved roads.

Driveline Series	Spicer® Service Kit (Greaseable)	Spicer® OE Kit (Triple Lip Non-Greaseable)	Spicer Life™ OE Kit (Greaseable)	Spicer Life™ OE Kit (Non-Greaseable)
1210	5-443X	5-736X	—	—
1310/SPL22	5-153X/5-1200X	—	5-810X / SPL22-7X	5-785X / SPL22-1X
1310/SPL22 (Alum.)	—	—	—	5-786X / SPL22-2X
1310/SPL22 x 7260	—	—	—	5-788X / SPL22-4X
1310 x 7260 (Alum.)	—	5-647X•	—	—
1310 (Wheel Joint)	5-297-1X*	—	—	5-760X
1330/SPL25	5-213X / 5-1203X	5-742X	5-812X / SPL25-10X	5-790X / SPL25-1X
1330/SPL25 (Alum.)	—	—	—	5-791X / SPL25-2X
1330 x 7260	—	5-599X•	—	—
1350/SPL30	5-178X	—	—	5-799X / SPL30-1X
1350/SPL30 (Alum.)	—	—	—	5-800X / SPL30-2X
1410/SPL36	5-160X	—	—	5-801X / SPL36-1X
1410/SPL36 (Alum.)	—	5-726X	—	5-802X / SPL36-2X
1480/SPL55	5-188X	—	5-804X / SPL55-1X	5-803X / SPL55-2X
1480/SPL55 (Wheel Joint)	—	—	5-807X / SPL55-4X	5-806X / SPL55-3X
1485 AAM (Wheel Joint)	—	—	—	5006813
1550/SPL70	5-155X	—	5-809X / SPL70-1X	5-808X / SPL70X
1550/SPL70 (Wheel Joint)	—	—	SPL70-4X	SPL70-3X
7260	5-1306X	—	—	5-789X / SPL22-8X
7290	5-1309X	—	—	5-811X / SPL25-9X
1310SPEC/SPL22 SPEC	5-1201X	—	—	5-787X / SPL22-3X
1330SPEC/SPL25 SPEC	5-1204X	—	—	5-792X / SPL25-3X
1330/SPL25 x S44	5-212X	—	—	5-793X / SPL25-4X
1330/SPL25 x S44 (Alum.)	—	5-745X	—	5-794X / SPL25-5X
S44	5-3147X	—	—	5-795X / SPL25-6X
1330/SPL25 x 7290	—	5-749X	—	5-796X / SPL25-7X
1330/SPL25 x 7290 (Alum.)	—	—	—	5-797X / SPL25-8X
SPL90	SPL90X■	—	SPL90X	—
SPL100	—	—	SPL100-1X	—
1610 (Full Round)	5-279X■	—	—	—
1610 (Half Round)	5-674X■	—	—	—
1650 (Full Round)	5-165X■	—	—	—
1710 (Full Round)	5-280X■	—	—	—
1710 (Half Round)	5-675X■	—	—	—
SPL140	—	—	SPL140X	—
1760 (Full Round)	5-407X■	—	—	—
1760 (Half Round)	5-677X■	—	—	—
SPL170	—	—	SPL170X	—
1800 (Full Round)	5-124X■	—	—	—
1810 (Full Round)	5-281X■	—	—	—
1810 (Half Round)	5-676X■	—	—	—
SPL250X	—	—	SPL250X	—
1880 (Full Round)	5-308X■	—	—	—

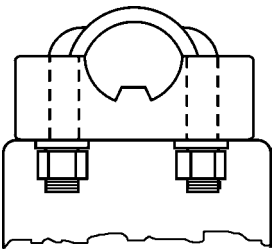
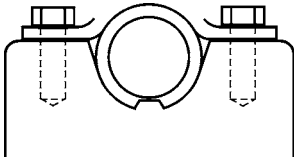
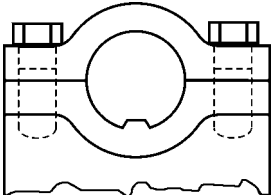
• Double Lip Non-Greasable

■ OE Kit

*Zerk in cup

MSC

Conversion Kit Number	Series Joined	Converts Yokes Using Kit Number	Greasable (Y/N)	Page Number
5-134X	Spicer 1310 to Spicer 1330	5-153X & 5-213X	Y	277
5-186X	Spicer 1850 to Mechanics 9C/92N/88WB	5-185X & 5-9001X	Y	285
5-187X	Spicer 1850 to Mechanics 9C/92N/88WB	5-185X & 5-9000X	Y	285
5-212X	Spicer 1330 to Saginaw S44	5-1203X & 5-3147X	Y	283
5-220X	Spicer 1550 to Mechanics 6C/62N	5-155X & 5-6000X	Y	285
5-221X	Spicer 1550 to Mechanics 6C/62N	5-155X & 5-6006X	Y	285
5-248X	Spicer 1110 to Spicer 1210	5-111X & 5-443X	Y	283
5-291X	Spicer 1310 to Mechanics 2C	5-153X & 5-2002X	Y	285
5-324X	Spicer 1810 to Mechanics 9C/92N	5-281X & 5-9001X	Y	291
5-326X	Spicer 1880 to Mechanics 9C/92N	5-308X & 5-9001X	Y	291
5-327X	Spicer 1880 to Mechanics 9C/92N	5-308X & 5-9000X	Y	291
5-328X	Spicer 1550 to Rockwell 58WB	5-155X & 5800X	Y	285
5-329X	Spicer 1550 to Rockwell 58WB	5-155X & 58WB(HWT)	Y	285
5-330X	Spicer 1650 to Mechanics 7C/72N	5-165X & 5-7105X	Y	285
5-331X	Spicer 1650 to Mechanics 7C/72N	5-165X & 7C/72N(HWT)	Y	285
5-345X	Spicer 1410 to Mechanics 4C	5-160X & 5-4143X	Y	285
5-346X	Spicer 1410 to Mechanics 4C	5-160X & 5-4002X	Y	285
5-347X	Spicer 1480 to Mechanics 5C	5-188X & 5-5177X	Y	285
5-348X	Spicer 1480 to Mechanics 5C	5-188X & 5-5000X	Y	285
5-353X	Spicer 1310 to Detroit 7260	5-153X & 5-1306X	Y	283
5-354X	Spicer 1310 to Detroit 7290	5-153X & 5-1309X	Y	284
5-356X	Spicer 1310 to Mechanics 3C	5-153X & 5-3000X	Y	285
5-357X	Spicer 1410 to Chrysler 5380	5-160X & 5-1301X	Y	284
5-430X	Spicer 1000 to Rockwell L6N	5-170X & 5-92X	Y	281
5-460X	Spicer 1310 to Spicer 1350	5-153X & 5-178X	Y	277
5-527X	Detroit 7260 to Detroit 7290	5-1306X & 5-1309X	Y	281
5-541X	Spicer 1330 to Saginaw S44	5-1203X & 5-3147X	Y	283
5-599X	Spicer 1330 to Detroit 7260	5-213X & 5-1306X	Y	283
5-648X	Spicer 1330 to Spicer 1350	5-213X & 5-178X	Y	278
5-793X	Spicer 1330 to Saginaw S44	5-1203X & 5-3147X	Y	284
5-796X	Spicer 1330 to Detroit 7290	5-1203X & 5-1309X	N	284
5-1312X	Spicer 1330SPEC to Saginaw S44	5-1204X & 5-3147X	Y	284
5-1313X	Spicer 1350 to 1330SPEC	5-178X & 5-1204X	Y	284
5-3022X	Spicer 1310 to Saginaw S44	5-153X & 5-3147X	Y	283
5-3163X	Chrysler/Detroit 7290 to Saginaw S44	5-1309X & 5-3147X	N	282
5C-3X	Spicer 1480 to Mechanics 5C	5-188X & 5-5177X	Y	285
5C-5X	Spicer 1480 to Mechanics 5C	5-188X & 5-5000X	Y	285
6C-3X	Spicer 1550 to Mechanics 6C/62N	5-155X & 5-6006X	Y	285
6C-5X	Spicer 1550 to Mechanics 6C/62N	5-155X & 5-6000X	Y	285

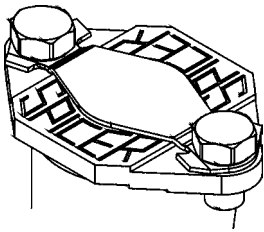
U-Bolt	Series	Spicer® Kit Number	Spicer® U-Bolt Assy	Recommended Bolt Torque
	1280	5-200X	2-94-28X	14-17 Lb. Ft.
	1310/SPL22	5-153X	2-94-28X	14-17 Lb. Ft.
	1330/SPL25	5-213X	2-94-28X	14-17 Lb. Ft.
	1350/SPL30	5-178X	3-94-18X	20-24 Lb. Ft.
	1410/SPL36	5-160X	3-94-18X	20-24 Lb. Ft.
	1480/SPL55	5-188X	3-94-28X	32-37 Lb. Ft.
	1550/SPL70	5-155X	3-94-28X	32-37 Lb. Ft.
Bearing Strap	Series	Spicer® Kit Number	Spicer® Strap Kit Assy	Recommended Bolt Torque
	SPL90	SPL90X	90-70-28X	45-60 Lb. Ft.
	1210	5-443X	2-70-18X	13-18 Lb. Ft.
	1280	5-200X	2-70-18X	13-18 Lb. Ft.
	1310/SPL22	5-153X	2-70-18X	13-18 Lb. Ft.
	1330/SPL25	5-213X	2-70-18X	13-18 Lb. Ft.
	3R/S44	5-3147X	2-70-48X	30-35 Lb. Ft.
	1350/SPL30	5-178X	3-70-28X	30-35 Lb. Ft.
	1350SPEC ♦		2-70-48X	25-30 Lb. Ft.
	1410/SPL36	5-160X	3-70-28X	30-35 Lb. Ft.
	1480/SPL55	5-188X	3-70-38X	55-60 Lb. Ft.
	1550/SPL70	5-155X	3-70-38X	55-60 Lb. Ft.
	1610	5-438X	5-70-28X	55-60 Lb. Ft.
	1710	5-515X	6.5-70-18X	130-135 Lb. Ft.
	1710	5-515X	212214X■	130-135 Lb. Ft.
	1760	5-469X	6.5-70-18X	130-135 Lb. Ft.
	1760	5-469X	212214X■	130-135 Lb. Ft.
	1810	5-510X	6.5-70-18X	130-135 Lb. Ft.
	1810	5-510X	212214X■	130-135 Lb. Ft.
Cap & Bolt	Series	Spicer® Kit Number	Spicer® Cap & Bolt Assy	Recommended Bolt Torque
	1650	5-165X	5-70-18X	77-103 Lb. Ft.
	1850	5-185X	8-70-18X	110-147 Lb. Ft.
	1850	5-227X	8-70-18X	110-147 Lb. Ft.
	1910◀	5-316X	N.S.S.	110-147 Lb. Ft.
	1950◀	5-339X	9-70-18X	271-362 Lb. Ft.
	2010◀	5-371X	N.S.S.	102-118 Lb. Ft.
	2050◀	5-340X	9-70-28X	744-844 Lb. Ft.
	2110◀	5-372X	N.S.S.	171-197 Lb. Ft.
	2150◀	5-298X	9-70-38X	744-844 Lb. Ft.
	2210◀	5-373X	N.S.S.	260-298 Lb. Ft.

♦ Strap kit 1350 Series "Special" for Corvette with metric bolts 3-70-48X also fits some Dodge Viper.

■ Kit has "cast" style strap

◀ For reference only; these driveline series are not serviced by Dana Spicer Service Parts

Bearing Plate



Warning: Self locking bolts should **NOT** be reused

Series	Spicer® Kit Number	Bolt Part Number	Lockstrap Part Number	Recommended Bolt Torque
1610	*5-279X	5-73-709	N.A.	26-35 Lb. Ft.
1710	*5-280X	6-73-209	N.A.	38-48 Lb. Ft.
1760	*5-407X	6-73-209	N.A.	38-48 Lb. Ft.
1810	*5-281X	6-73-209	N.A.	38-48 Lb. Ft.
1880	*5-308X	7-73-315	N.A.	60-70 Lb. Ft.
1610	5-654X	5-73-109	98-1741	17-24 Lb. Ft.
1710	5-656X	6-73-109	230323	32-42 Lb. Ft.
1760	5-658X	6-73-109	230323	32-42 Lb. Ft.
1810	5-660X	6-73-109	230323	32-42 Lb. Ft.
1880	5-668X	7-73-115	231009	50-66 Lb. Ft.

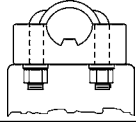
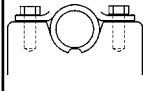


*these kits use self-locking bolts with lock patch.

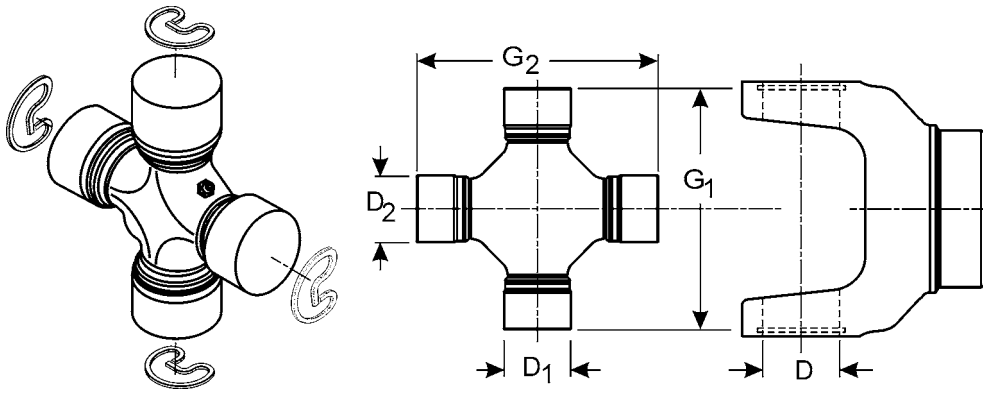
MSC

Series	Spicer® Kit Number	Spicer® Strap Kit Assy	OLD "Yellow/Gold" Attaching Bolt Part Number	Recommended Bolt Torque	NEW "Green" Attaching Bolt Part Number	Recommended Bolt Torque
SPL140	SPL140X	140-70-18X	12-73-125M	100-120 Lb. Ft.	5007417	115-135 Lb. Ft.
SPL170	SPL170X	170-70-18X	12-73-125M	100-120 Lb. Ft.	5007417	115-135 Lb. Ft.
SPL250	SPL250X	250-70-18X	12-73-125M	100-120 Lb. Ft.	5007417	115-135 Lb. Ft.

Originally SPL140 and SPL250 Series bearing retainer and u-joint kits included bolt part number 12-73-125M, which is YELLOW/GOLD in color. The newer bolt part number, 5007417, is GREEN in color. This was a running change that began in the second quarter of 2006.

U-Joint Kit Method of Retention and Hardware Kit Part Number

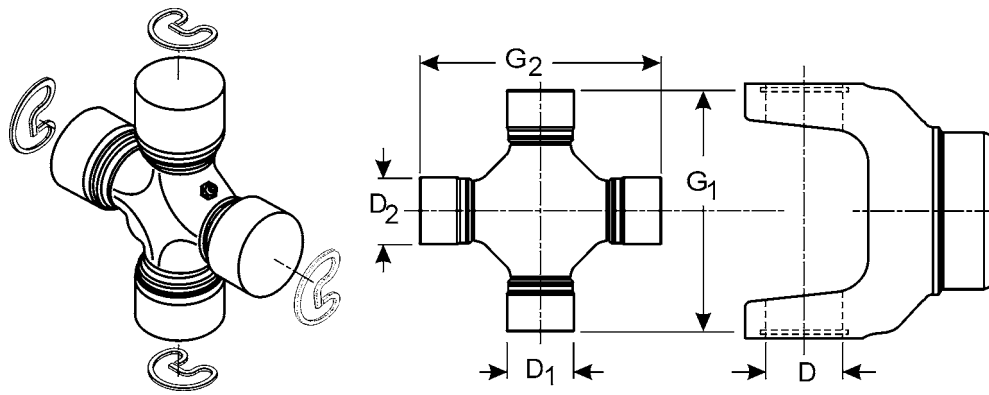
Spicer Part Number	Original Equipment		Bearing Diameter	Spicer Part Number			
	Mfg.	Series		U-Bolt 	Strap Kit 	Outside Snap Ring 	Inside Snap Ring 
5-101X	Spicer	1110	.938"	-	-	1-7-29	-
5-103X	Spicer	1000SG	.938"	-	-	-	10-7-29
5-105X	Spicer	1100/1110	1.000"	-	-	-	230093
5-111X	Spicer	1100	.938"	-	-	1-7-29	-
5-129X	Spicer	1240	1.126"	-	-	2-7-149	-
5-134X	Spicer	1310/1330	1.063"	2-94-28X	2-70-18X	2-7-29	-
5-153X	Spicer	1310	1.063"	2-94-28X	2-70-18X	2-7-29	-
5-155X	Spicer	1550	1.375"	3-94-28X	3-70-38X	3-7-109	-
5-160X	Spicer	1410	1.188"	3-94-18X	3-70-28X	3-7-38	-
5-170X	Spicer	1000	.938"	-	-	-	10-7-29
5-178X	Spicer	1350	1.188"	3-94-18X	3-70-28X	3-7-38	-
5-188X	Spicer	1480	1.375"	3-94-28X	3-70-38X	3-7-89	-
5-200X	Spicer	1280	1.063"	2-94-28X	2-70-18X	2-7-29	-
5-212X	Mechanics / Spicer	3RL/1330	1.063" x 1.125"	-	2-70-18X	2-7-29	2-7-299
5-213X	Spicer	1330	1.063"	2-94-28X	2-70-18X	2-7-29	-
5-260X	Spicer	1310WJ	1.063"	-	-	-	2-7-99
5-297X	Spicer	1310WJ	1.188"	-	-	-	3-7-99
5-332X	Spicer	1480WJ	1.375"	-	-	-	3-7-129
5-350X	Spicer	1310	1.063"	2-94-28X	-	-	2-7-99
5-353X	Spicer / Detroit	1310/7260	1.063" X 1.078"	-	-	2-7-29	2-7-99
5-433-1X	Spicer	1310	1.063"	2-94-28X	-	2-7-29	-
5-443X	Spicer	1210	1.063"	2-94-28X	2-70-18X	2-7-29	-
5-541X	Mechanics / Spicer	3RL/1330	1.063" X 1.125"	-	2-70-18X	2-7-29	2-7-299
5-1200X	Cleveland / Spicer	S55/1310	1.063"	2-94-28X	-	2-7-29	2-7-99
5-1201X	Cleveland	S55	1.063" X 1.125"	2-94-58X	-	2-7-29	2-7-99
5-1203X	Cleveland / Spicer	P55/1330	1.063"	2-94-28X	-	2-7-29	2-7-99
5-1204X	Cleveland / Spicer	P55/1330	1.063" X 1.125"	2-94-58X	-	2-7-29	2-7-99
5-1205X	Cleveland / Spicer	R55/1350	1.188"	3-94-18X	3-70-28X	3-7-39	3-7-99
5-1206X	Cleveland / Spicer	O55/1410	1.188"	3-94-18X	3-70-28X	3-7-39	3-7-99
5-1306X	Detroit	7260	1.078"	-	2-70-38X	-	2-7-99
5-1309X	Detroit	7290	1.125"	-	-	-	2-7-299
5-2011X	Mechanics	2R	1.000"	-	2-70-18X	-	230093
5-3011X	Mechanics	3R	1.125"	-	2-70-28X	-	2-7-299
5-3022X	Mechanics	3R	1.063" X 1.125"	-	-	2-7-29	2-7-299
5-3147X	Saginaw / Mechanics	3R	1.125"	-	2-70-48X	-	2-7-299



MSC

G1 Over Caps	D1 Bearing cap Diameter	G2 Over Caps	D2 Bearing cap Diameter	OE Mfg.	OE Series	Converts From this Series	To this Series Part	Greasable (Y=yes N=no)	Spicer Part Number
1.732	.811	1.732	.811	SPICER ITALCARDANO	44-B			N	050576000
1.850	.732	1.850	.732	SPICER ITALCARDANO	47-B			Y	050560000
2.046	.750	2.046	.750	SPICER ITALCARDANO	U-30			Y	050910000
2.165	.866	2.615	.866	WALTERSCHEID	2100				040116 [▲]
2.409	.938	2.409	.938	SPICER	1100-SG			Y	5-102X [•]
2.411	.938	2.411	.938	SPICER ITALCARDANO	61-B OR 1100			Y	050701000
2.411	.938	2.411	.938	SPICER	1100			N	5-101X
2.411	.938	2.411	.938	SPICER	1100			Y	5-111X
									5-111X was replaced by 5-101X
2.438	1.062	2.438	1.062	SPICER	1210			Y	5-443X
									Lube fitting in brg. cap
2.438	1.062	2.438	1.062	SPICER	1210			N	5-526X
2.438	1.062	2.438	1.062	SPICER	1210			N	5-547X
									Has metal back seals
2.438	1.062	2.438	1.062	SPICER	1210			Y	5-554X
									Grease zerk in brg. cup, Has metal back seals
2.438	1.062	2.438	1.062	SPICER	1210			N	5-736X
2.498	.984	2.498	.984	DODGE COLT				Y	5-1503X
2.679	1.125	2.679	1.125	ROCKWELL	L14N	1240	L14N	Y	5-129X
2.931	.882	2.931	.882	ROCKWELL	1FR-AG			Y	5-264X
									No Brgs in brg.cap
2.933	1.063	2.933	1.063	WALTERSCHEID	2300				044444 [•]
2.938	1.063	2.938	1.063	SPICER	1310			Y	5-4X [•]
2.939	1.062	2.939	1.062	SPICER ITALCARDANO	75-B			Y	050585000
2.993	1.260	2.993	1.260	WALTERSCHEID	2400				312410 [•]
3.207	1.250	3.207	1.250	ROCKWELL	35N	1340	35N	Y	5-243X
3.219	1.062	3.219	1.062	SPICER	1310			Y	5-255X
									5-255X will be replaced by 5-810X when supply is exhausted
3.219	1.062	3.219	1.062	SPICER	1310			Y	5-810X
									Spicer Life Series
3.219	1.062	3.219	1.062	SPICER	1310/SPL22			N	SPL22-1X
3.219	1.062	3.219	1.062	SPICER	1310/SPL22			N	SPL22-2X
									Coated bearing caps
3.219	1.062	3.219	1.062	SPICER	1310			Y	5-153X

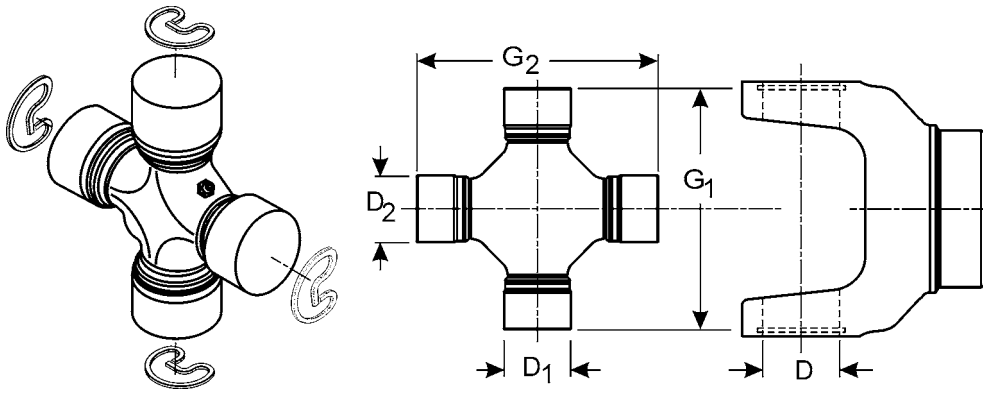
• Part is discontinued ■ Part is available until supply is exhausted ▲ Not sold separately



G1 Over Caps	D1 Bearing cap Diameter	G2 Over Caps	D2 Bearing cap Diameter	OE Mfg.	OE Series	Converts From this Series	To this Series Part	Greasable (Y=yes N=no)	Spicer Part Number
3.219	1.062	3.219	1.062	SPICER	1310			Y	5-278X <i>Flush lube fitting in cross</i>
3.219	1.062	3.219	1.062	SPICER	1310			Y	5-419X <i>Has metal back seals</i>
3.219	1.062	3.219	1.062	SPICER	1310-CV			Y	5-433-1X <i>Lube fitting in bearing cap</i>
3.219	1.062	3.219	1.062	SPICER	1310			Y	5-477X <i>Same as 5-153X except has black seals</i>
3.219	1.062	3.219	1.062	SPICER	1310			Y	5-511X <i>Has long grease zerk</i>
3.219	1.062	3.219	1.062	SPICER	1310			N	5-611-1X <i>Includes various thickness snap rings</i>
3.219	1.062	3.219	1.062	SPICER	1310			N	5-785X <i>Spicer Life Series</i>
3.219	1.062	3.219	1.062	SPICER	1310			N	5-786X• <i>Coated bearing caps; Spicer Life Series</i>
3.219	1.062	3.219	1.125	SPICER	1310SPEC/SPL22	S55	SPL22	N	SPL22-3X
3.219	1.062	3.219	1.125	SPICER	1310SPEC			Y	5-1201X
3.219	1.062	3.219	1.125	SPICER	1310SPEC			Y	5-719X•
3.219	1.062	3.219	1.125	SPICER	1310SPEC			N	5-787X <i>Spicer Life Series</i>
3.219	1.062	3.625	1.062	SPICER		1310	1330	Y	5-134X
3.219	1.062	3.625	1.188	SPICER		1310	1350	Y	5-460X
3.503	1.417	3.503	1.417	WALTERSCHEID	2500				312209•
3.622	1.181	3.622	1.181	WALTERSCHEID	W220				041662•
3.625	1.062	3.625	1.062	SPICER	1330/SPL25			N	SPL25-1X
3.625	1.062	3.625	1.062	SPICER	1330/SPL25			N	SPL25-2X• <i>Coated bearing caps</i>
3.625	1.062	3.625	1.062	SPICER	1330			Y	5-1203X
3.625	1.062	3.625	1.062	SPICER	1330			Y	5-213X
3.625	1.062	3.625	1.062	SPICER	1330			Y	5-273X <i>Has metal back seals</i>
3.625	1.062	3.625	1.062	SPICER	1330			N	5-790X <i>Spicer Life Series</i>
3.625	1.062	3.625	1.062	SPICER	1330			N	5-791X• <i>Coated bearing caps; Spicer Life Series</i>
3.625	1.062	3.625	1.062	SPICER	SPL25/1330			Y	5-812X <i>Spicer Life Series</i>
3.625	1.062	3.625	1.125	SPICER	1310SPEC/SPL22			N	SPL25-3X

• Part is discontinued ■ Part is available until supply is exhausted ▲ Not sold separately

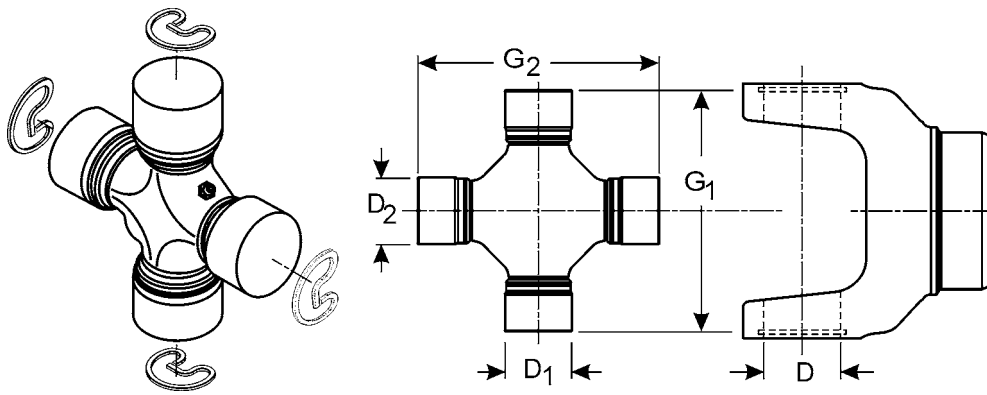
MSC



MSC

G1 Over Caps	D1 Bearing cap Diameter	G2 Over Caps	D2 Bearing cap Diameter	OE Mfg.	OE Series	Converts From this Series	To this Series Part	Greasable (Y=yes N=no)	Spicer Part Number
3.625	1.062	3.625	1.125	SPICER	1330SPEC			Y	5-1204X
3.625	1.062	3.625	1.125	SPICER	1330SPEC			N	5-792X
									<i>Spicer Life Series</i>
3.625	1.062	3.625	1.188	SPICER		1330	1350	Y	5-648X
3.625	1.188	3.625	1.188	SPICER	1350/SPL30			N	SPL30-1X
3.625	1.188	3.625	1.188	SPICER	SPL30			N	SPL30-2X•
									<i>Coated bearing caps</i>
3.625	1.188	3.625	1.188	SPICER	1350/SPL30			N	SPL30-3X▪
									<i>2-Coated bearing caps, 2-Uncoated</i>
3.625	1.188	3.625	1.188	SPICER	1350/SPL30			N	SPL30-4X•
3.625	1.188	3.625	1.188	SPICER	1350			Y	5-174X
									<i>Has metal back seals</i>
3.625	1.188	3.625	1.188	SPICER	1350WJ			N	5-282X
									<i>Has metal back seals</i>
3.625	1.188	3.625	1.188	SPICER	1350			N	5-447X
									<i>Coated bearing caps</i>
3.625	1.188	3.625	1.188	SPICER	1350			N	5-471X
									<i>Has metal back seals - spec for US govt.</i>
3.625	1.188	3.625	1.188	SPICER	1350			Y	5-480X▪
3.625	1.188	3.625	1.188	SPICER	1350			Y	5-542X
									<i>Has metal back seals</i>
3.625	1.188	3.625	1.188	SPICER	1350			Y	5-584X
									<i>Same as 5-178X except includes 45° Zerk</i>
3.625	1.188	3.625	1.188	SPICER	1350WJ			N	5-86X
									<i>Used in closed end Spicer front axle; No bearing cap seals</i>
3.625	1.188	3.625	1.888	SPICER	1350			Y	5-178X
3.625	1.188	3.625	1.888	SPICER	1350			N	5-799X
									<i>Spicer Life Series</i>
3.625	1.188	3.625	1.888	SPICER	1350			N	5-800X•
									<i>Coated bearing caps; Spicer Life Series</i>
3.767	1.126	3.767	1.126	ITALCARDANO	96-B			Y	050207000
3.900	1.005	3.900	1.005	BORG WARNER	3DR			Y	5-265X
									<i>4-round knurled caps - No hardware incl.</i>
4.188	1.188	4.188	1.188	SPICER	1410/SPL36			N	SPL36-1X
4.188	1.188	4.188	1.188	SPICER	1410/SPL36			N	SPL36-2X•
									<i>Coated bearing caps;</i>
4.188	1.188	4.188	1.188	SPICER	1410/SPL36			N	SPL36-3X•
4.188	1.188	4.188	1.188	SPICER	1410/SPL36			N	SPL36-4X•

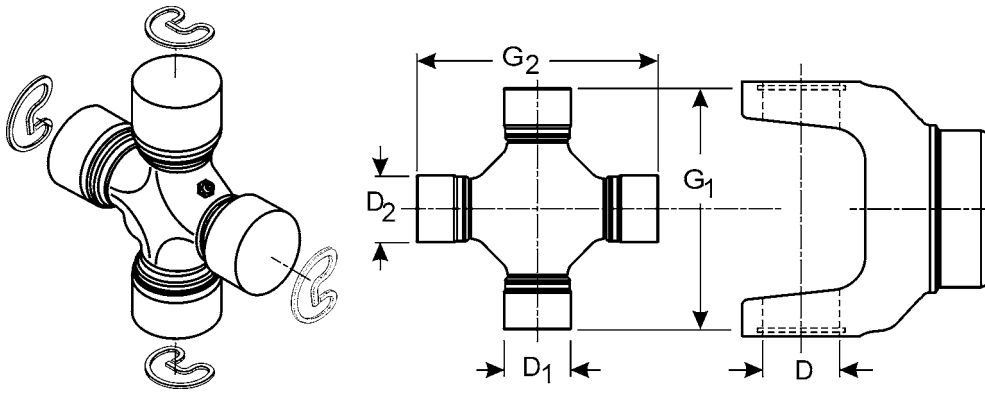
• Part is discontinued ■ Part is available until supply is exhausted ▲ Not sold separately



G1 Over Caps	D1 Bearing cap Diameter	G2 Over Caps	D2 Bearing cap Diameter	OE Mfg.	OE Series	Converts From this Series	To this Series Part	Greasable (Y=yes N=no)	Spicer Part Number
4.188	1.188	4.188	1.188	SPICER	1410			Y	5-160X
4.188	1.188	4.188	1.188	SPICER	1410			N	5-429X [▲]
									<i>Has metal back seals</i>
4.188	1.188	4.188	1.188	SPICER	1410			Y	5-462X
4.188	1.188	4.188	1.188	SPICER	1410			Y	5-481X
4.188	1.188	4.188	1.188	SPICER	1410			N	5-641X
									<i>5-641X was replaced by 5-801X</i>
4.188	1.188	4.188	1.188	SPICER	1410			N	5-801X
									<i>Spicer Life Series</i>
4.188	1.375	4.188	1.375	SPICER	1480/SPL55			Y	SPL55-1X
4.188	1.375	4.188	1.375	SPICER	1480/SPL55			N	SPL55-2X [•]
4.188	1.375	4.188	1.375	SPICER	1480/SPL55			N	SPL55X
4.188	1.375	4.188	1.375	WALTERSCHEID	2200			Y	044439 [•]
4.188	1.375	4.188	1.375	SPICER	1480			Y	5-188X
4.188	1.375	4.188	1.375	SPICER	1480			Y	5-263X
4.188	1.375	4.188	1.375	SPICER	1480			N	5-319X
									<i>Has metal back seals</i>
4.188	1.375	4.188	1.375	SPICER	1480			Y	5-482X
4.188	1.375	4.188	1.375	SPICER	1480			N	5-803X
									<i>Spicer Life Series</i>
4.188	1.375	4.188	1.375	SPICER	SPL55/1480			Y	5-804X
									<i>Spicer Life Series</i>
4.312	1.531	4.312	1.531	ROCKWELL	55N			Y	5-432X
4.957	1.625	4.957	1.625	SPICER	SPL100			Y	SPL100-1X
									<i>Dimensionally same as SPL90X</i>
4.957	1.625	4.957	1.625	SPICER	SPL90			Y	SPL90X
4.964	1.375	4.964	1.375	SPICER	1550/SPL70			Y	SPL70-1X
4.964	1.375	4.964	1.375	SPICER	1550/SPL70			N	SPL70X
4.964	1.375	4.964	1.375	SPICER	1550			Y	5-155X
4.964	1.375	4.964	1.375	SPICER	1550			Y	5-275X
									<i>Has metal back seals</i>
4.964	1.375	4.964	1.375	SPICER	1550			Y	5-304X
4.964	1.375	4.964	1.375	SPICER	1550			Y	5-483X
4.964	1.375	4.964	1.375	SPICER	1550			Y	5-543X
									<i>Has metal back seals</i>
4.964	1.375	4.964	1.375	SPICER	1550			Y	5-546X
									<i>2-Snap rings & 2-Thrust plates w/metric bolts</i>
4.964	1.375	4.964	1.375	SPICER	1550			Y	5-778X
									<i>Same as 5-275X but includes 45° zerk, and has metal back</i>

• Part is discontinued ■ Part is available until supply is exhausted ▲ Not sold separately

MSC

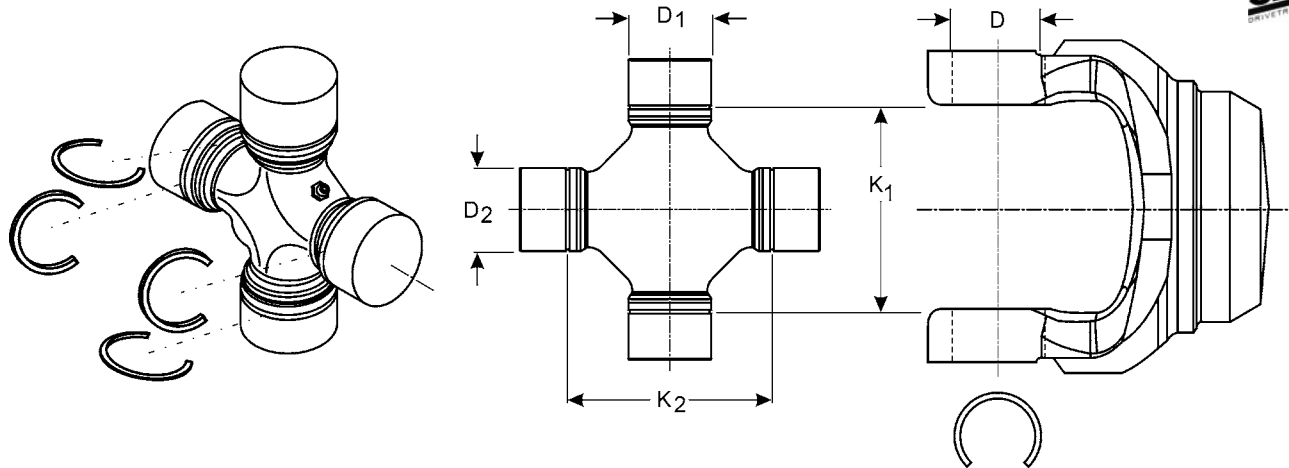


MSC

G1 Over Caps	D1 Bearing cap Diameter	G2 Over Caps	D2 Bearing cap Diameter	OE Mfg.	OE Series	Converts From this Series	To this Series Part	Greasable (Y=yes N=no)	Spicer Part Number
4.964	1.375	4.964	1.375	SPICER	1550			N	5-808X <i>Spicer Life Series</i>
5.590	1.163	5.590	1.163	SPICER	1650			Y	5-165X
6.011	1.980	6.011	1.980	SPICER ITALCARDANO				Y	050967100
8.092	2.186	8.092	2.186	SPICER	1850			Y	5-185X

Has three hole plates instead of snap rings

• Part is discontinued ■ Part is available until supply is exhausted ▲ Not sold separately



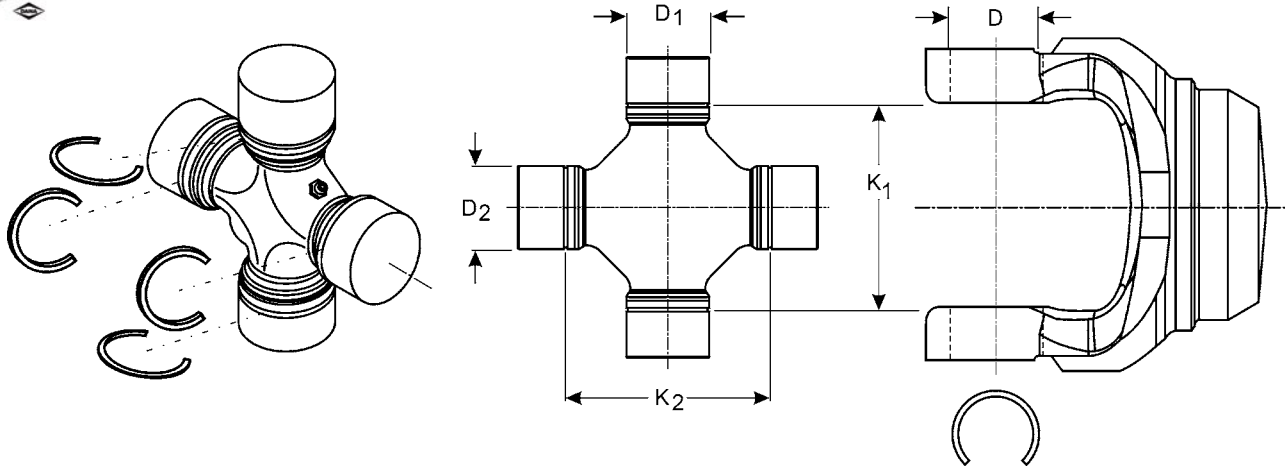
K1	D1	K2	D2	OE Mfg.	OE Series	Converts From this Series	To this Series Part	Greasable (Y=yes N=no)	Spicer Part Number
Between Snap Rings	Bearing cap Diameter	Between Snap Rings	Bearing cap Diameter						
1.445	.971	1.445	.971	ROCKWELL	L6N			Y	5-92X
1.482	.886	1.482	.886	MAZDA				N	5-1514X
1.496	.787	1.496	.787	DAT-TOY				N	5-1500X
1.500	.938	1.445	.971	ROCKWELL	L6N	1000	L6N	Y	5-430X
1.500	.938	1.500	.938	SPICER	1000			N	5-110X
1.500	.938	1.500	.938	SPICER	1000SG			Y	5-755X•
								<i>Used in aluminum steering shafts</i>	
1.500	.938	1.500	.938	SPICER	1000SG			Y	5-103X
1.500	.938	1.500	.938	SPICER	1000			Y	5-170-1X
								<i>Lube fitting in brg. cap</i>	
1.500	.938	1.500	.938	SPICER	1000			Y	5-170X
1.640	1.062	1.640	1.062	SPICER	1210WJ			N	5-456X
1.718	1.000	1.718	1.000	SPICER	1100			Y	5-105X
1.723	.984	1.723	.984	MAZDA				N	5-1504X•
1.734	.984	1.734	.984	DATSUN				N	5-1501X
1.828	1.062	1.828	1.062	ROCKWELL	L12N	1140	L12N	Y	5-242X
2.047	1.142	2.047	1.142	TOYOTA				N	5-1510X
2.080	1.142	2.080	1.142	CHEV LUV				Y	5-1515X
2.125	1.078	2.125	1.078	DETROIT	7260			Y	5-1306-1X
								<i>Lube fitting in brg. cap</i>	
2.125	1.078	2.125	1.078	DETROIT	7260			N	5-789X
								<i>Spicer Life Series</i>	
2.125	1.078	2.125	1.078	DETROIT	7260			Y	5-1306X
2.125	1.078	2.125	1.078	MERCUISER	7260			Y	5-589X
								<i>Mercruiser kit</i>	
2.125	1.078	2.625	1.125	DETROIT	7260	7260	7290	Y	5-527X•
2.188	1.062	2.188	1.062	SPICER	1310WJ			N	5-74X
								<i>Used in closed end Spicer front axle; No bearing cap seals</i>	
2.188	1.062	2.188	1.062	SPICER	1310WJ			Y	5-260-1X
								<i>Lube fitting in brg. cap</i>	
2.188	1.062	2.188	1.062	SPICER	1310WJ			N	5-260X
2.188	1.188	2.188	1.188	SPICER	1310WJ			N	5-297X
								<i>5-297X was replaced by 5-760X</i>	
2.188	1.188	2.188	1.188	SPICER	1310WJ			N	5-760X
2.188	1.188	2.188	1.188	SPICER	1310WJ			Y	5-297-1X
								<i>Lube fitting in brg. cap</i>	
2.200	1.025	2.200	1.025	TOYOTA				Y	5-1508X
2.208	1.102	2.208	1.102	DATSUN				Y	5-1505X
2.343	1.062	2.343	1.062	SPICER	1310			Y	5-350X

• Part is discontinued ■ Part is available until supply is exhausted ▲ Not sold separately

MSC

Inside Snap Ring (ISR) Style

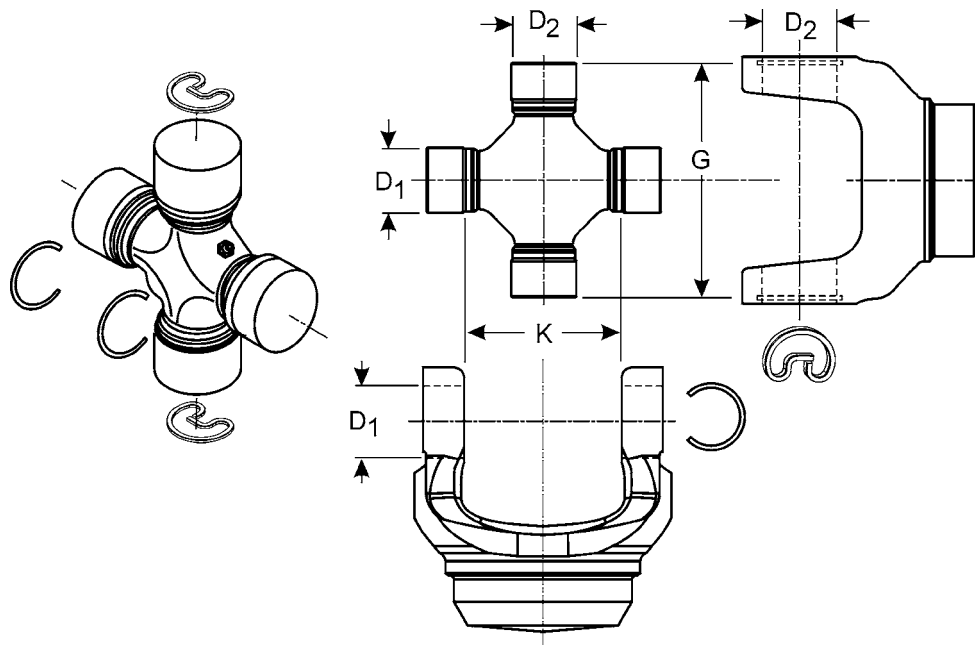
K350



MSC

K1 Between Snap Rings	D1 Bearing cap Diameter	K2 Between Snap Rings	D2 Bearing cap Diameter	OE Mfg.	OE Series	Converts From this Series	To this Series Part	Greasable (Y=yes N=no)	Spicer Part Number
2.344	1.000	2.344	1.000	MECHANICS	2R			Y	5-2011X
2.375	1.062	2.375	1.062	CLEVELAND	S55			Y	5-718X
									<i>Coated bearing caps</i>
2.375	1.062	2.375	1.062	CLEVELAND	S55			Y	5-1200X
2.453	1.497	2.453	1.497	MERCEDES				Y	5-1506X•
2.520	1.260	2.520	1.260	TOYOTA				Y	5-1511X•
2.556	1.125	2.556	1.125	MECHANICS	S44			N	SPL25-6X
2.556	1.125	2.556	1.125	MECHANICS	S44			Y	5-3147X
2.556	1.125	2.556	1.125	SPICER	SPL25/S44			N	5-795X
									<i>Spicer Life Series</i>
2.563	1.188	2.563	1.188	CLEVELAND	R55			Y	5-1205X
2.625	1.125	2.556	1.125	DETROIT/SAGINAW	7290/S44	7290	S44	N	5-3163X•
2.625	1.125	2.625	1.125	DETROIT	7290			Y	5-1309X
2.625	1.125	2.625	1.125	DETROIT	7290			N	SPL25-9X•
2.625	1.125	2.625	1.125	DETROIT	7290			N	5-811X
									<i>Spicer Life Series</i>
2.781	1.312	2.781	1.312	ROCKWELL	44R			Y	5-431X
2.920	1.375	2.920	1.375	AAM	1485WJ			N	5006813
									<i>Spicer Life Series</i>
3.000	1.231	3.000	1.231	DETROIT	5380			Y	5-1301X
3.000	1.375	3.000	1.375	SPICER	SPL55/1480WJ			Y	5-807X
									<i>Wheel Joint, Same as SPL55-4X</i>
3.000	1.375	3.000	1.375	SPICER	SPL55/1480WJ			N	5-806X
									<i>Wheel Joint, Same as SPL55-3X</i>
3.000	1.375	3.000	1.375	SPICER	1480WJ			N	5-332X
									<i>Can use 5-806X</i>
3.000	1.375	3.000	1.375	SPICER	1480WJ			N	5-88X
									<i>Used in closed end Spicer front axle; No bearing cap seals</i>
3.000	1.375	3.000	1.375	SPICER	SPL55/1480WJ			Y	SPL55-4X
									<i>Wheel Joint, Same as 5-807X</i>
3.000	1.375	3.000	1.375	SPICER	SPL55/1480WJ			N	SPL55-3X
									<i>Wheel Joint, Same as 5-806X</i>
3.125	1.188	3.125	1.188	CLEVELAND	O55			Y	5-1206X
3.125	1.188	3.125	1.188	SPICER	SPL36			N	5004989
									<i>Spicer Life Series</i>
3.250	1.125	3.250	1.125	MECHANICS	4R			Y	5-4015X
3.780	1.375	3.780	1.375	SPICER	SPL70WJ			Y	SPL70-4X
3.780	1.375	3.780	1.375	SPICER	SPL70WJ			N	SPL70-3X

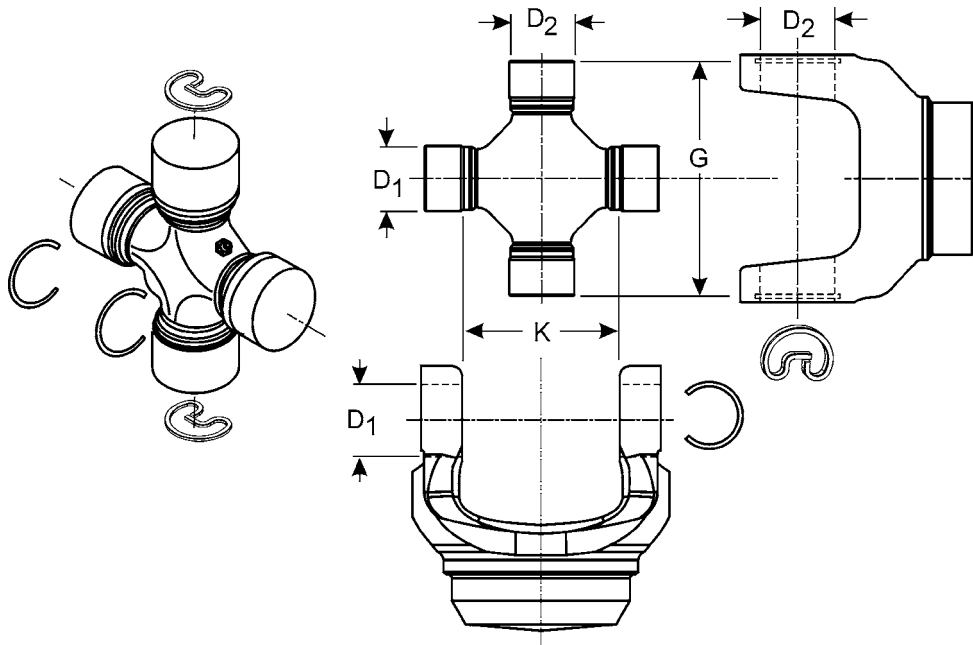
• Part is discontinued ■ Part is available until supply is exhausted ▲ Not sold separately



MSC

K	D1	G	D2	OE Mfg.	OE Series	Converts From this Series	To this Series Part	Greasable (Y=yes N=no)	Spicer Part Number
Inside Snap Ring Dimension	Inside Bearing cap Diameter	Outside Snap Ring Dimension	Outside Bearing cap Diameter						
1.719	1.000	2.438	1.062	SPICER	1110/1210	1110	1210	Y	5-248X <i>Grease zerk in center of cross</i>
1.719	1.000	2.438	1.062	SPICER	1110 SPEC	1110	1210	Y	5-249X <i>5-249X was replaced by 5-248X</i>
2.049	1.142	3.219	1.062	TOYOTA		TOYOTA	1310		5-721X•
2.125	1.078	3.219	1.062	DETROIT	7260	7260	1310	Y	5-353X
2.125	1.078	3.219	1.062	DETROIT	7260	7260	1310	N	5-634X <i>5-634X was replaced by 5-788X</i>
2.125	1.078	3.219	1.062	DETROIT	7260	7260	1310	N	5-647X <i>Coated bearing caps</i>
2.125	1.078	3.219	1.062	DETROIT	7260	7260	1310	N	5-788X <i>Spicer Life Series</i>
2.125	1.078	3.220	1.062	DETROIT	7260	7260	1310/SPL22	N	SPL22-4X
2.125	1.078	3.625	1.062	DETROIT	7260	7260	1330	Y	5-599X•
2.125	1.125	3.219	1.062	MECHANICS		2.5R	1310		5-2530X <i>Plug in center of cross lube fitting not included</i>
2.344	1.000	3.219	1.062	SPICER		2R	1310	Y	5-2140X
2.344	1.000	3.219	1.125	MECHANICS	2CL	2CL	1260	Y	5-2173X
2.375	1.062	3.625	1.062	CLEVELAND	S55			Y	5-1202X
2.556	1.125	3.219	1.062	SAGINAW	S44	S44	1310	Y	5-3022X
2.556	1.125	3.625	1.062	SAGINAW	S44	S44	1330/SPL25	N	SPL25-4X
2.556	1.125	3.625	1.062	SAGINAW	S44	S44	1330/SPL25	N	SPL25-5X <i>Outside snap rings are coated</i>
2.556	1.125	3.625	1.062	SAGINAW	S44	S44	1330	Y	5-212X
2.556	1.125	3.625	1.062	SPICER	1330/S44			N	5-541X <i>5-541X was replaced by 5-793X</i>
2.556	1.125	3.625	1.062	SAGINAW	S44	S44	1330	N	5-619X <i>5-619X was replaced by 5-793X</i>
2.556	1.125	3.625	1.062	SAGINAW	S44	S44	1330	N	5-621X <i>5-621X was replaced by 5-793X</i>

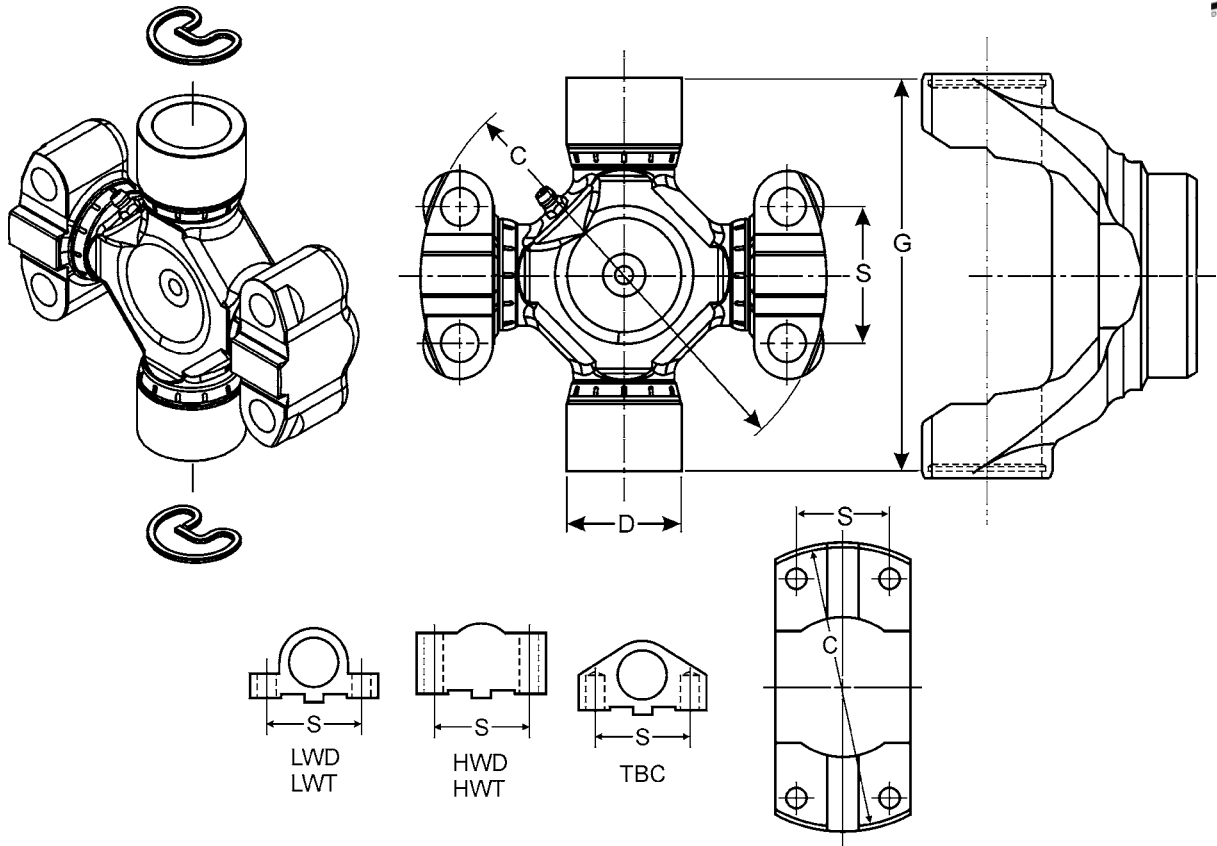
• Part is discontinued ■ Part is available until supply is exhausted ▲ Not sold separately



MSC

K	D1	G	D2	OE Mfg.	OE Series	Converts From this Series	To this Series Part	Greaseable (Y=yes N=no)	Spicer Part Number
Inside Snap Ring Dimension	Inside Bearing cap Diameter	Outside Snap Ring Dimension	Outside Bearing cap Diameter						
2.556	1.125	3.625	1.062	SPICER	1330/S44			N	5-793X <i>Spicer Life Series</i>
2.556	1.125	3.625	1.062	SAGINAW	S44	S44	1330	N	5-794X• <i>Outside snap rings are coated; Spicer Life Series</i>
2.556	1.125	3.625	1.062	SAGINAW	S44	S44	1330	N	5003097
2.556	1.125	3.625	1.125	CLEVELAND	P55	S44	P55	Y	5-1312X•
2.625	1.125	3.219	1.062	DETROIT		7290	1310	Y	5-354X•
2.625	1.125	3.625	1.062	DETROIT	7290	7290	1330/SPL25	N	SPL25-7X
2.625	1.125	3.625	1.062	DETROIT	7290	7290	1330/SPL25	N	SPL25-8X <i>Coated bearing caps</i>
2.625	1.125	3.625	1.062	DETROIT	7290	7290	1330	N	5-637X <i>5-637X was replaced by 5-796X</i>
2.625	1.125	3.625	1.062	DETROIT	7290	7290	1330	N	5-672X
2.625	1.125	3.625	1.062	DETROIT	7290	7290	1330	N	5-796X <i>Spicer Life Series</i>
2.767	1.062	3.625	1.125	SPICER		1330	1330SPEC	N	5-538X▪
2.767	1.125	3.625	1.188	CLEVELAND	P55	1350	P55	Y	5-1313X•
3.000	1.231	4.188	1.188	DETROIT	5380	5380	1410	Y	5-357X

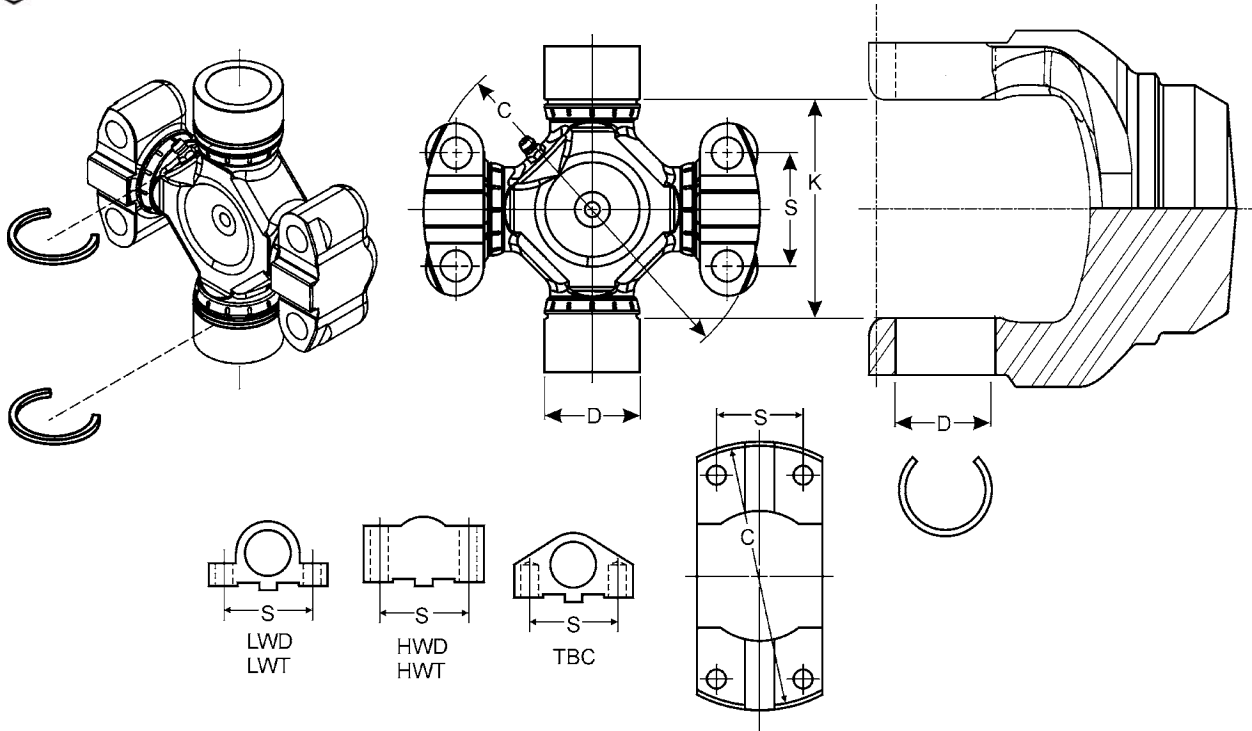
• Part is discontinued ■ Part is available until supply is exhausted ▲ Not sold separately



MSC

G Over Caps	D Bearing cap Diameter	C Pilot Diameter	S Between Bolt Holes	WB Cap Type	Converts From this Series	To this Series Part	Greasable (Y=yes N=no)	Spicer Part Number
3.219	1.062	3.125	1.312	TBC	2C	1310	Y	5-291X
3.219	1.062	3.562	1.438	TBC	3C	1310	Y	5-356X•
3.625	1.062	3.562	1.438	LWT	3C	1330/P55	Y	5-688X•
3.625	1.062	3.562	1.438	TBC	3C	1330	Y	5-314X•
3.625	1.188	3.562	1.438	LWT	3C	1350	Y	5-689X•
3.625	1.188	3.562	1.438	HWD	3C	1350	Y	5-698X•
4.188	1.188	4.250	1.438	HWD	4C	1410	Y	5-345X
4.188	1.188	4.250	1.438	LWT	4C	1410	Y	5-346X•
4.188	1.375	4.531	1.688	HWD	5C	1480	Y	5C-3X
4.188	1.375	4.531	1.688	HWT	5C	1480	Y	5C-5X
4.188	1.375	4.531	1.688	HWD	5C	1480	Y	5-347X
								5-347X was replaced by 5C-3X
4.188	1.375	4.531	1.688	HWT	5C	1480	Y	5-348X
								5-348X was replaced by 5C-5X
4.969	1.375	5.312	1.938	HWD	58WB	1550	Y	5-328X
4.969	1.375	5.312	1.938	LWT	58WB	1550	Y	5-693X•
4.969	1.375	5.312	1.938	HWT	58WB	1550	Y	5-329X•
4.969	1.375	5.531	1.688	HWD	6C/62N	1550	Y	5-221X
								5-221X was replaced by 6C-3X
4.969	1.375	5.531	1.688	HWD	6C/62N	1550	Y	6C-3X
4.969	1.375	5.531	1.688	HWT	6C/62N	1550	Y	6C-5X
4.969	1.375	5.531	1.688	HWT	6C/62N	1550	Y	5-220X
								5-220X was replaced by 6C-5X
5.594	1.625	5.844	1.938	HWT	7C/72N/68WB	1650	Y	5-331X•
5.594	1.625	5.844	1.938	HWD	7C/72N/68WB	1650	Y	5-330X
8.092	2.186	8.250	2.812	HWT	9C/92N/88WB	1850	Y	5-187X
8.092	2.186	8.250	2.812	HWD	9C/92N/88WB	1850	Y	5-186X

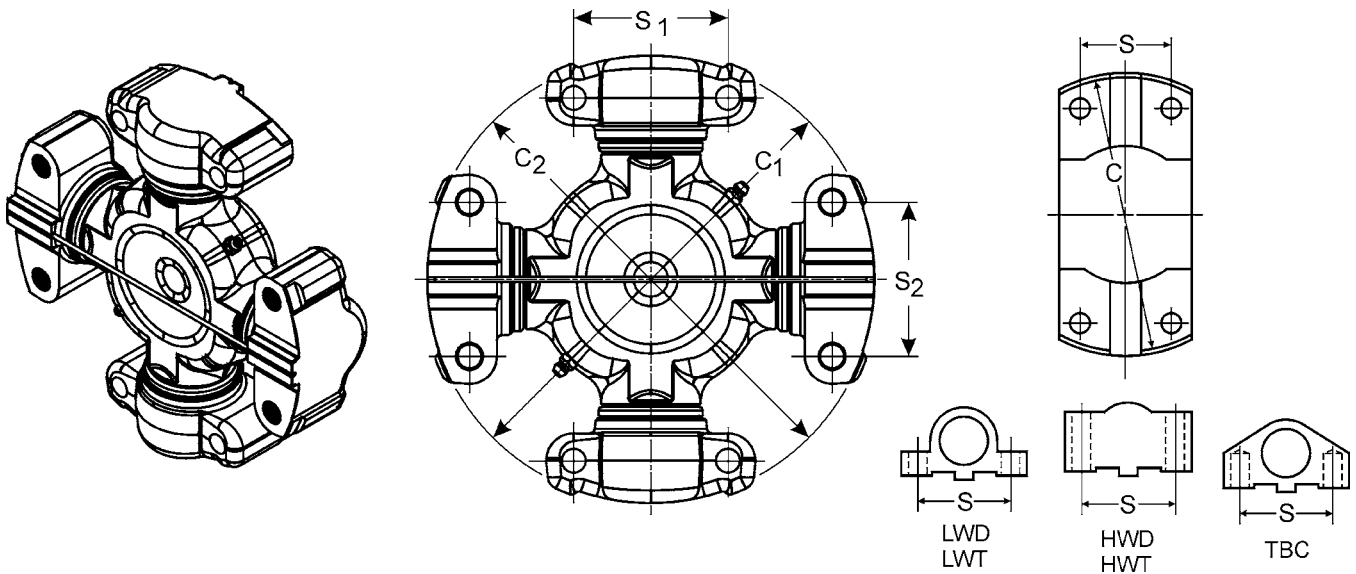
• Part is discontinued ■ Part is available until supply is exhausted ▲ Not sold separately



MSC

K	D	C	S	WB	Converts	To this	Greasable	Spicer Part
Between	Bearing cap	Pilot	Between	Cap	From this	Series	(Y=yes	Number
Snap Rings	Diameter	Diameter	Bolt Holes	Type	Series	Part	N=no)	
2.125	1.078	—	1.750	LWD	7260	SPECIAL	Y	5-1304X•
2.344	1.000	3.125	1.312	LWD	2CRL	2R	Y	5-2033X
2.344	1.000	3.125	1.312	TBC	2CRL	2R	Y	5-2031X
2.562	1.125	3.562	1.438	TBC	3CRL	S44	Y	5-3012X•
3.250	1.125	4.250	1.438	LWD	4CSRL	4R	Y	5-4016X•
3.250	1.125	4.250	1.438	LWT	4CRL	4D	Y	5-4014X
3.312	1.312	4.531	1.688	LWD	5CSRL	5R	Y	5-5015X
3.312	1.312	4.531	1.688	LWT	5CRL	5C	Y	5-5008X•

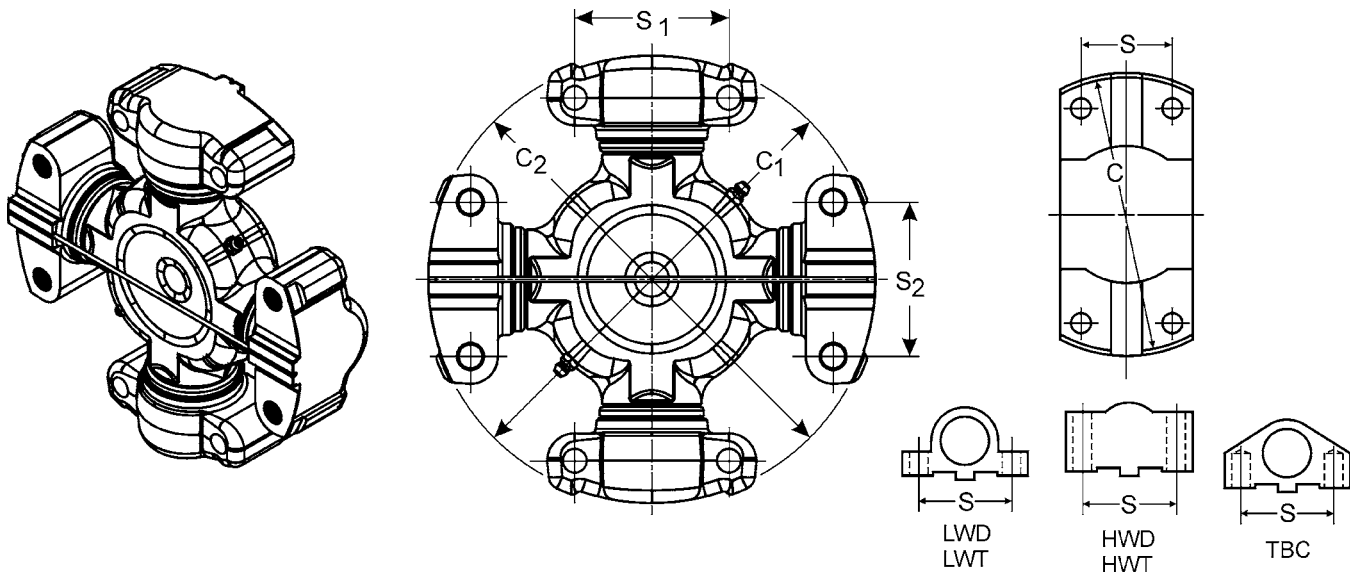
• Part is discontinued ■ Part is available until supply is exhausted ▲ Not sold separately



C1 Pilot Diameter	S1 Centerline to Centerline	WB (1) Cap Type	C2 Pilot Diameter	S2 Centerline to Centerline	WB (2) Cap Type	OE Manufacturer	Series	Greasable (Y=yes N=no)	Spicer Part Number
3.125	1.312	LWD	3.125	1.312	LWD	SPICER ITALCARDANO	2C	N	050238000
3.125	1.312	LWD	3.125	1.312	LWD	SPICER ITALCARDANO	2C	Y	050239010
<i>Grease zerk located in cap</i>									
3.125	1.312	LWD	3.125	2.387	TBC	MECHANICS	2C	Y	5-2116X
3.125	1.312	TBC	3.125	2.687	TBC	MECHANICS	2C	Y	5-2002X
3.125	1.312	LWD	3.125	1.312	LWD	SPICER ITALCARDANO	2C	Y	5-781X
<i>Grease zerk located in cap</i>									
3.125	1.312	LWD	3.125	1.312	LWD	SPICER ITALCARDANO	2C	N	050239000
3.562	1.438	TBC	3.562	1.438	TBC	MECHANICS	3C	Y	5-3000X
4.250	1.438	LWT	4.250	1.438	LWT	MECHANICS	4C	Y	5-4002X
4.250	1.438	HWD	4.250	1.438	HWD	MECHANICS	4C		5-4143X
4.250	1.438	HWD	4.250	1.438	TBC	MECHANICS	4C	Y	5-4140X
4.250	1.438	HWD	4.250	1.438	HWD	SPICER ITALCARDANO	4C	N	050742020
<i>Bolt part number 815300001, not included</i>									
4.250	1.438	HWD	4.250	1.438	HWD	SPICER ITALCARDANO	4C	Y	050742010
<i>Bolt part number 815300001, not included</i>									
4.250	1.438	HWD	4.250	1.438	HWD	SPICER ITALCARDANO	4C	Y	050742000
<i>Bolt part number 815300001, not included</i>									
4.531	1.688	LWD	4.531	1.688	LWT	MECHANICS	5C	Y	5-5121X
4.531	1.688	TBC	4.531	1.688	LWT	MECHANICS	5C	Y	5-5000X
4.531	1.688	HWD	4.531	1.688	HWD	MECHANICS	5C	N	050370000
<i>Bolt part number 815300007, not included</i>									
4.531	1.688	HWD	4.531	1.688	HWD	MECHANICS	5C	Y	5-5177X
<i>5-5177X was replaced by 5C-1X</i>									
4.531	1.688	HWD	4.531	1.688	HWD	MECHANICS	5C	Y	5C-1X
4.531	1.688	HWD	4.531	1.688	HWD	SPICER ITALCARDANO	5C	Y	050776020
<i>Bolt part number 815300007, not included</i>									
4.531	1.688	HWD	4.531	1.688	HWD	SPICER ITALCARDANO	5C	Y	050776010
<i>Bolt part number 815300007, not included</i>									
5.312	1.938	HWD	5.312	1.938	HWD	ROCKWELL	58WB	Y	5-5800X
5.531	1.688	LWT	5.531	1.688	LWD	MECHANICS/ROCKWELL	6C/62N	Y	5-6000X
5.531	1.688	HWD	5.531	1.688	HWD	MECHANICS/ROCKWELL	6C/62N	Y	5-6106X
<i>5-6106X was replaced by 050138000</i>									

• Part is discontinued ■ Part is available until supply is exhausted ▲ Not sold separately
 Note: Bolts are not included with Italcadano joints unless noted; Contact manufacturer

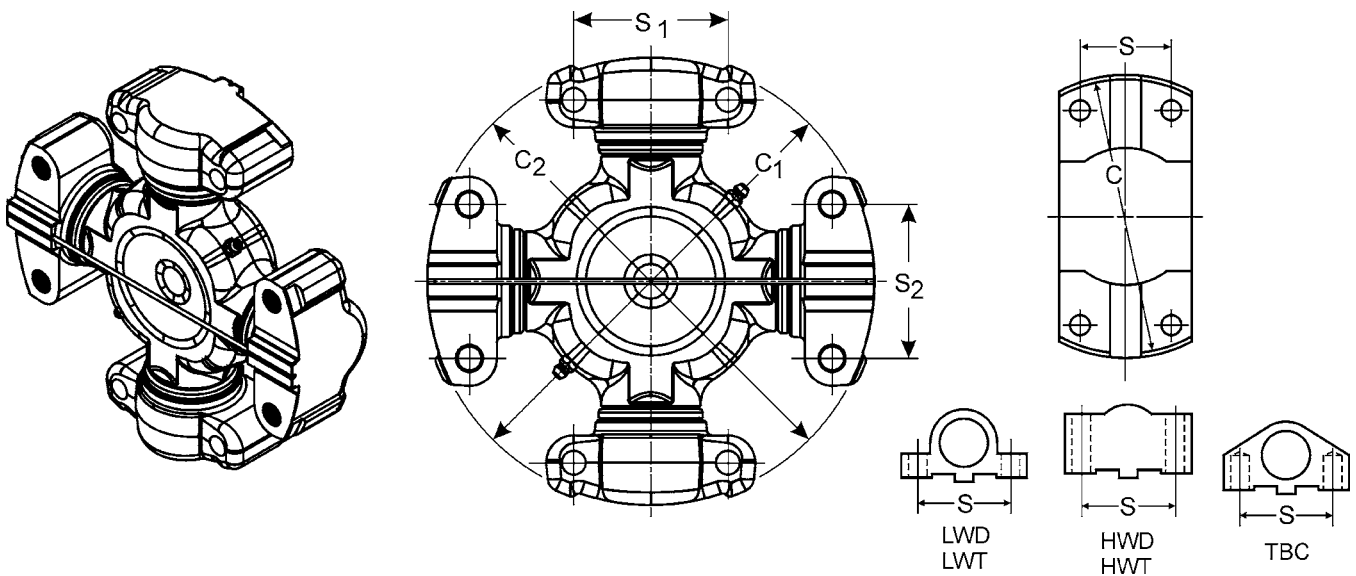
MSC



MSC

C1	S1	WB (1)	C2	S2	WB (2)	OE Manufacturer	Series	Greasable (Y=yes N=no)	Spicer Part Number
Pilot Diameter	Centerline to Centerline	Cap Type	Pilot Diameter	Centerline to Centerline	Cap Type				
5.531	1.688	LWT	5.531	1.688	HWD	MECHANICS/ROCKWELL	6C/62N	Y	5-6102X <i>5-6102X was replaced by 6C-9X</i>
5.531	1.688	LWT	5.531	1.688	HWD	MECHANICS/ROCKWELL	6C/62N	Y	6C-9X•
5.531	1.688	HWD	5.531	1.688	HWD	MECHANICS/ROCKWELL	6C/62N	Y	050138000 <i>Bolt part number 815300007, not included</i>
5.531	1.688	HWD	5.531	1.688	HWD	SPICER ITALCARDANO	6C/62N	Y	050223000
5.531	1.688	HWD	5.531	1.688	HWD	SPICER ITALCARDANO	6C/62N	N	050273000 <i>Bolt part number 815300007, not included</i>
5.531	1.688	HWD	5.531	1.688	HWD	SPICER ITALCARDANO	6C/62N	Y	050138010 <i>Bolt part number 815300007, not included</i>
5.531	1.688	HWD	5.531	1.688	HWD	SPICER ITALCARDANO	6C/62N	Y	050380000
5.531	1.688	TBC	5.844	1.938	HWD	MECHANICS/ROCKWELL	6C/7C	Y	5-6109X•
5.531	1.688	TBC	5.844	1.938	TBC	MECHANICS/ROCKWELL	6C/7C	Y	5-6108X•
5.844	1.938	LWT	5.844	1.938	LWT	MECHANICS/ROCKWELL	7C/72N	Y	5-7000X
5.844	1.938	HWD	5.844	1.938	HWD	MECHANICS/ROCKWELL	7C/72N	Y	5-7105X
5.844	1.938	TBC	5.844	1.938	HWD	MECHANICS/ROCKWELL	7C/72N	Y	5-7202X
5.844	1.938	HWD	5.844	1.938	HWD	SPICER ITALCARDANO	7C/72N	N	050280000 <i>Bolt Part Number 815300014, not included</i>
5.844	1.938	HWD	5.844	1.938	HWD	SPICER ITALCARDANO	7C/72N	N	050915222
5.844	1.938	HWD	5.844	1.938	HWD	SPICER ITALCARDANO	7C/72N	Y	050915010 <i>Bolt part number 815300014, not included</i>
5.844	1.938	HWD	5.844	1.938	HWD	SPICER ITALCARDANO	7C/72N	Y	050915000 <i>Bolt part number 815300014, not included</i>
6.500	2.812	HWD	6.500	2.812	HWD	SPICER ITALCARDANO	8.5C	Y	050246000 <i>Dual zerk in ctr of cross; Bolt# 815300015, not incl.</i>
6.500	2.812	HWD	6.500	2.812	HWD	SPICER ITALCARDANO	8.5C	N	050281000 <i>Bolt Part Number 815300015, not included</i>
6.500	2.812	LWD	6.500	2.812	LWD	SPICER ITALCARDANO	8.5C	Y	050964000
8.125	1.938	LWT	8.125	1.938	LWT	MECHANICS/ROCKWELL	8C/82N	Y	5-8200X
8.125	1.938	HWD	8.125	1.938	HWD	SPICER ITALCARDANO	8C/82N	Y	050509000 <i>Bolt Part Number 815300014, not included</i>
8.125	1.938	HWD	8.125	1.938	HWD	MECHANICS/ROCKWELL	8C/82N	Y	5-8105X
8.125	1.938	HWD	8.125	1.938	HWD	SPICER ITALCARDANO	8C/82N	Y	050509010 <i>Bolt Part Number 815300014, not included</i>

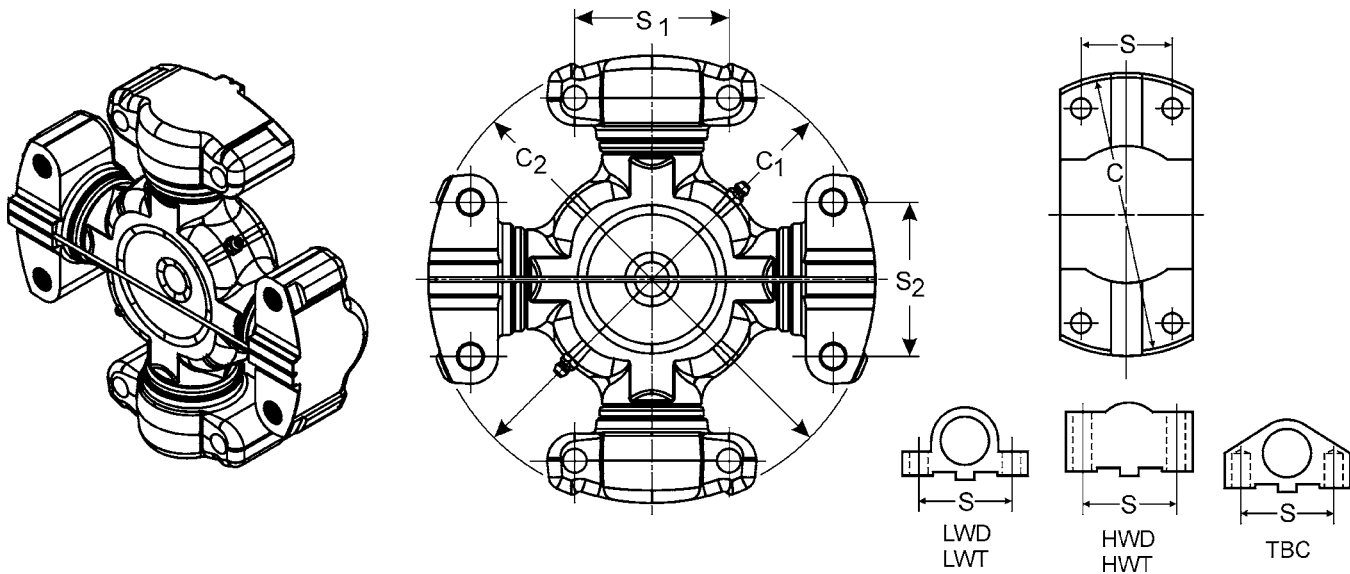
• Part is discontinued ■ Part is available until supply is exhausted ▲ Not sold separately
 Note: Bolts are not included with Italcadano joints unless noted; Contact manufacturer



C1 Pilot Diameter	S1 Centerline to Centerline	WB (1) Cap Type	C2 Pilot Diameter	S2 Centerline to Centerline	WB (2) Cap Type	OE Manufacturer	Series	Greasable (Y=yes N=no)	Spicer Part Number
8.125	1.938	HWD	8.125	1.938	HWD	SPICER ITALCARDANO	8C/82N	N	050A64000 <i>Bolt Part Number 815300014, not included</i>
8.125	1.938	TBC	8.125	1.938	HWD	MECHANICS/ROCKWELL	8C/82N	Y	5-8202X
8.250	2.812	HWT	8.250	2.812	HWD	MECHANICS/ROCKWELL	9C/92N	Y	5-9002X
8.250	2.812	HWD	8.250	2.812	HWD	MECHANICS/ROCKWELL	9C/92N	Y	5-9001X
8.250	2.812	HWD	8.250	2.812	HWD	MECHANICS/ROCKWELL	9C/92N	Y	5-643X
8.250	2.812	HWT	8.250	2.812	HWT	MECHANICS/ROCKWELL	9C/92N	Y	5-9000X
8.250	2.812	HWD	8.250	2.812	HWD	SPICER ITALCARDANO	9C/92N	N	050427000 <i>Bolt part number 815300015, not included</i>
8.250	2.812	HWD	8.250	2.812	HWD	SPICER ITALCARDANO	9C/92N	Y	050231000 <i>Two zerks in cross; Bolt part# 815300015, not incl.</i>
8.374	3.626	HWD	8.374	3.626	HWD	SPICER ITALCARDANO	10C	N	050A53000 <i>Bolt part# 815300017, not incl.</i>
8.374	3.626	HWD	8.374	3.626	HWD	SPICER ITALCARDANO	10C	Y	050A58000 <i>Two 45° zerks in cross</i>
8.374	3.626	HWD	8.374	3.626	HWD	SPICER ITALCARDANO	10C	N	050417000
8.374	3.626	HWD	8.374	3.626	HWD	SPICER ITALCARDANO	10C	Y	050242000 <i>Two zerks in cross; Bolt part# 815300017, not incl.</i>
8.750	3.500	HWD	8.750	3.500	HWD	SPICER ITALCARDANO	11C	Y	050A55000 <i>Bolt part # 815300004, not incl.</i>
8.750	3.500	HWD	8.750	3.500	HWD	SPICER ITALCARDANO	11C	N	050A56000 <i>Bolt part # 815300004, not incl.</i>
8.750	3.500	HWD	8.750	3.500	HWD	SPICER ITALCARDANO	11C	Y	050435000 <i>Has two zerks in cross</i>
8.750	3.500	HWD	8.750	3.500	HWD	TW DISC	J490	Y	5-10490X
9.685	3.228	HWD	9.685	3.228	HWD	SPICER ITALCARDANO	246-M210	Y	050781200 <i>Has two zerks in cross; includes bolts</i>
10.235	3.936	HWD	10.235	3.936	HWD	SPICER ITALCARDANO	15C	Y	050523001 <i>Has two zerks in cross</i>
11.024	3.622	HWD	11.024	3.622	HWD	SPICER ITALCARDANO	12.5C	Y	050518000 <i>Two zerks in cross; Bolt Part# 815180001, not incl.</i>
11.374	3.326	HWD	11.374	3.326	HWD	SPICER ITALCARDANO	12C	Y	050A68000 <i>Two 90° zerks in cross; bolt# 815180001, not incl.</i>

• Part is discontinued ■ Part is available until supply is exhausted ▲ Not sold separately
 Note: Bolts are not included with Italcardano joints unless noted; Contact manufacturer

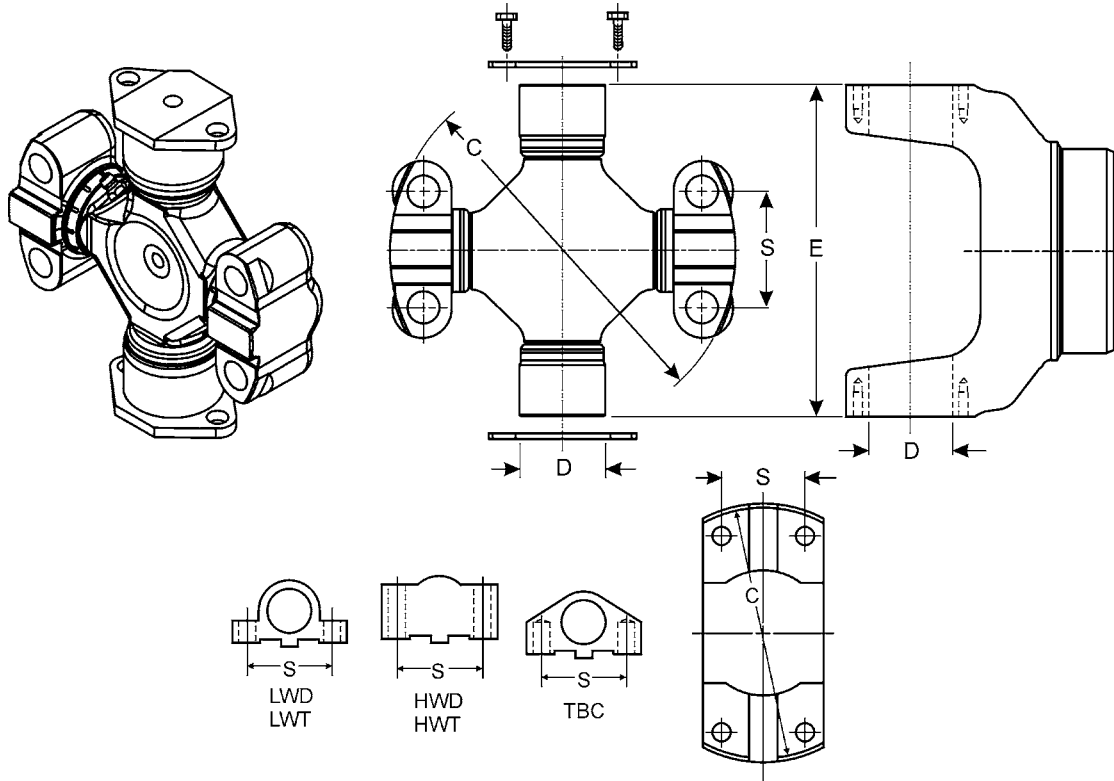
MSC



MSC

C1 Pilot Diameter	S1 Centerline to Centerline	WB (1) Cap Type	C2 Pilot Diameter	S2 Centerline to Centerline	WB (2) Cap Type	OE Manufacturer	Series	Greasable (Y=yes N=no)	Spicer Part Number
11.374	3.326	HWD	11.374	3.326	HWD	SPICER ITALCARDANO	12C	N	050111000 <i>Bolt part # 815180001, not incl.</i>
11.374	3.326	HWD	11.374	3.326	HWD	SPICER ITALCARDANO	12C	Y	050A54000 <i>Has two zerks in cross; Bolt# 815180001, not incl.</i>
12.204	4.213	HWD	12.204	4.213	HWD	SPICER ITALCARDANO	14.5C	N	050421000
13.339	5.310	HWD	13.339	5.310	HWD	SPICER ITALCARDANO	14C	N	050101000 <i>Bolt Part Number 81493001, not included</i>
13.339	5.310	HWD	13.339	5.310	HWD	SPICER ITALCARDANO	14C	Y	050A51000 <i>Dual zerk in ctr of cross; Bolt# 814930001, not incl.</i>

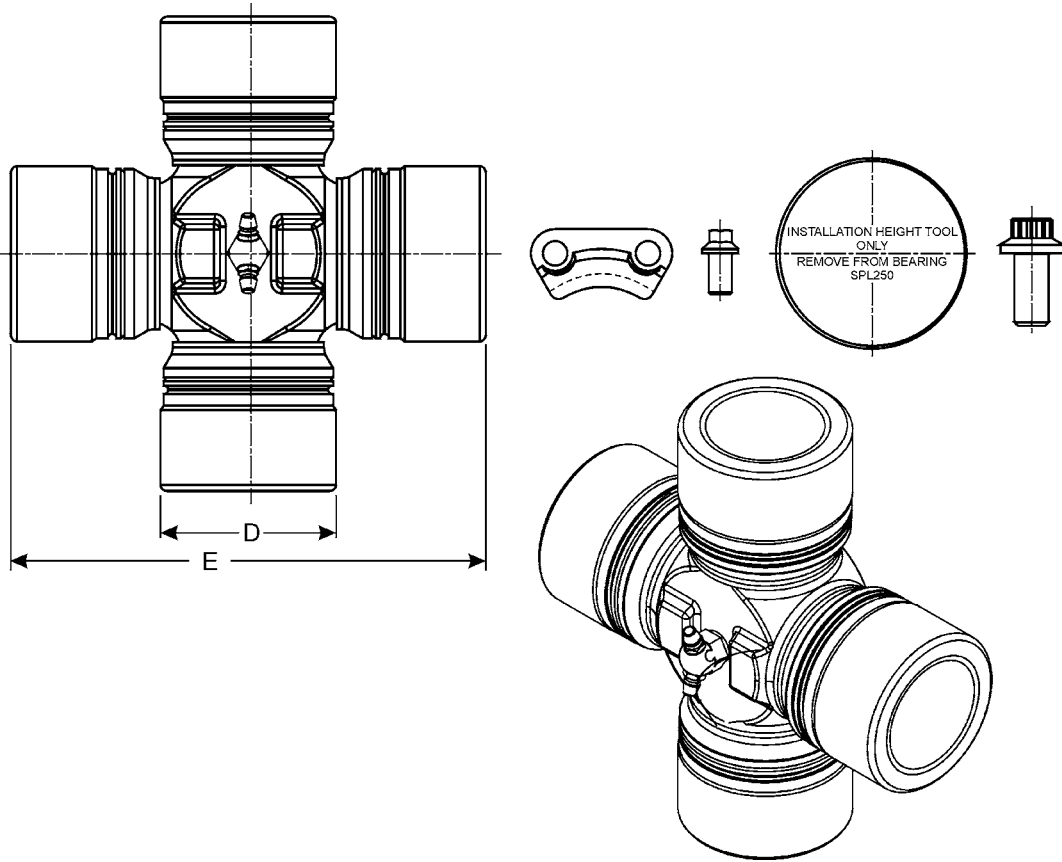
• Part is discontinued ■ Part is available until supply is exhausted ▲ Not sold separately
 Note: Bolts are not included with Italcadano joints unless noted; Contact manufacturer



MSC

E	D	C	S	WB Cap Type	Converts From this Series	To this Series Part	Greaseable (Y=yes N=no)	Spicer Part Number
Between Caps	Bearing cap Diameter	Pilot Diameter	Between Holes					
5.312	1.875	5.606	2.400	HWD	BRADLEY	1610	Y	5012401 <i>Bradley Military Vehicle (PAINTED)</i>
5.312	1.875	5.606	2.400	HWD	BRADLEY	1610	Y	5-450X <i>Bradley Military Vehicle</i>
6.094	1.938	6.375	2.438	HWD	1710	J210	Y	5-705X•
6.094	1.938	6.500	2.812	HWD	1710	8.5C/85WB	Y	5-704X•
7.547	1.938	8.250	2.812	HWD	1810	9C/92N	Y	5-324X
7.547	1.938	8.250	2.812	HWD	1810	9C/92N	Y	5-727X
<i>Two 45° grease fittings in cross</i>								
7.547	1.938	8.250	2.812	LWT	1810	9C/92N	Y	5-696X•
8.094	2.188	8.250	2.812	HWT	1880	9C/92N	Y	5-327X
8.094	2.188	8.250	2.812	HWD	1880	9C/92N	Y	5-642X
8.094	2.188	8.250	2.812	HWD	1880	9C/92N	Y	5-326X

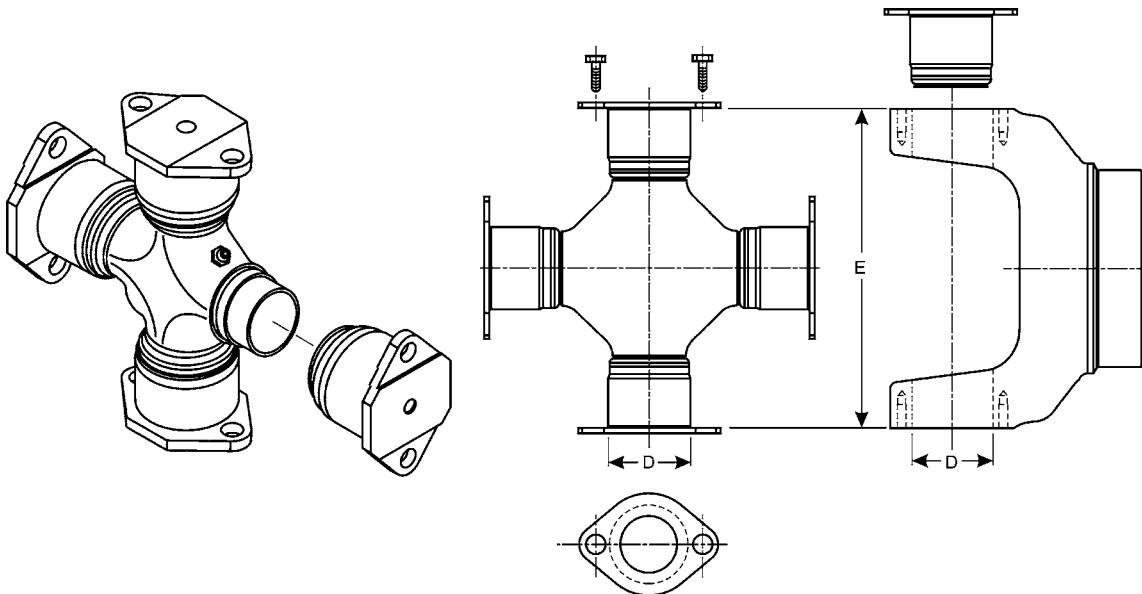
• Part is discontinued ■ Part is available until supply is exhausted ▲ Not sold separately



MSC

E Over Caps (mm)	E Over Caps (std)	D Bearing cap Diameter (mm)	D Bearing cap Diameter (std)	OE Series	Spicer OE Series	Greasable (Y=yes N=no)	Spicer Part Number
138.71	5.461	49.20	1.937	SPICER	SPL140	Y	SPL140X
164.00	6.456	55.00	2.165	SPICER	SPL170	Y	SPL170X
163.00	6.417	60.00	2.362	SPICER	SPL250	Y	SPL250X

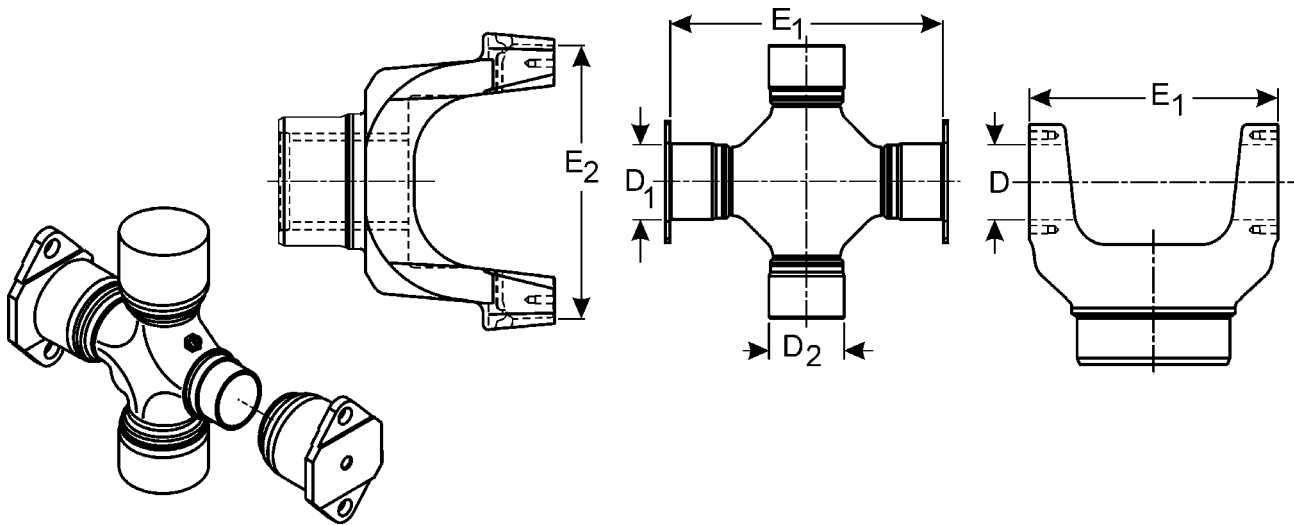
• Part is discontinued ■ Part is available until supply is exhausted ▲ Not sold separately



MSC

E Between Caps	D Bearing cap Diameter	OE Mfg.	OE Series	Greasable (Y=yes N=no)	Spicer Part Number
4.562	1.562	SPICER	1500	Y	5-115X•
5.312	1.875	SPICER	1610	Y	5-279X
6.094	1.938	SPICER	1710	Y	5-280X
6.094	1.938	SPICER	1710	Y	5-280-4X• <i>Four lube fittings in journal</i>
6.594	2.312	SPICER	1800	Y	5-124X
7.000	1.938	SPICER	1760	Y	5-407X
7.547	1.938	SPICER	1810	Y	5-281-4X• <i>Has four zerks in cross</i>
7.547	1.938	SPICER	1810	Y	5-281X
8.094	2.188	SPICER	1880		5-308X
8.781	2.812	SPICER	1900	Y	5-54X•

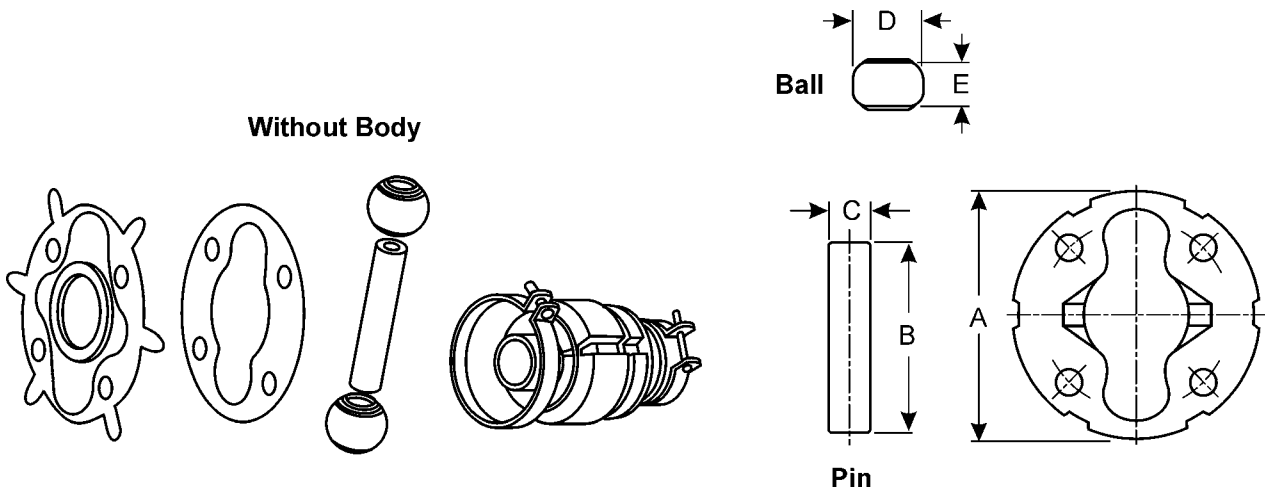
• Part is discontinued ■ Part is available until supply is exhausted ▲ Not sold separately



MSC

E1	D1	E2	D2	OE Mfg	OE Series	Greasable (Y=yes N=no)	Spicer Part Number
Between Caps	Bearing cap Diameter	Over Bearing Caps	Bearing cap Diameter				
5.312	1.875	5.312	1.875	SPICER	1610	Y	5-674X <i>Includes strap kit</i>
5.312	1.875	5.312	1.875	SPICER	1610	N	5001247 <i>Has (2) plugs in place of the zerks</i>
5.312	1.875	5.312	1.875	SPICER	1610	N	5-610X
5.312	1.875	5.312	1.875	SPICER	1610	Y	5-777X <i>Same as 5-674X w/out strap kit</i>
5.312	1.875	5.312	1.875	SPICER	1610	Y	5-585XM <i>Metric bolts w/lock strap; Grease zerk in center of cross</i>
5.312	1.875	5.312	1.875	SPICER	1610	Y	5-438X <i>5-438X was replaced by 5-674X</i>
5.312	1.875	5.312	1.875	SPICER	1610	Y	5-423X <i>Grease zerk in center of cross</i>
6.094	1.938	6.094	1.938	SPICER	1710	Y	5-746X <i>Includes metric bolts used on bearing cap</i>
6.094	1.938	6.094	1.938	SPICER	1710	Y	5-773X <i>Same as 5-675X but uses/includes strap with metric bolts</i>
6.094	1.938	6.094	1.938	SPICER	1710	Y	5-671X <i>Thrustwashers in bearing cap</i>
6.094	1.938	6.094	1.938	SPICER	1710	Y	5-675X <i>Includes strap kit</i>
6.094	1.938	6.094	1.938	SPICER	1710	Y	5-515X <i>5-515X was replaced by 5-675X</i>
7.000	1.938	7.000	1.938	SPICER	1760	Y	5-469X <i>5-469X was replaced by 5-677X</i>
7.000	1.938	7.000	1.938	SPICER	1760	Y	5-677X <i>Includes strap kit</i>
7.547	1.938	5.547	1.938	SPICER	1810	Y	5-510X <i>5-510X was replaced by 5-676X</i>
7.547	1.938	7.547	1.938	SPICER	1810	Y	5-676X <i>Includes strap kit</i>

• Part is discontinued ■ Part is available until supply is exhausted ▲ Not sold separately

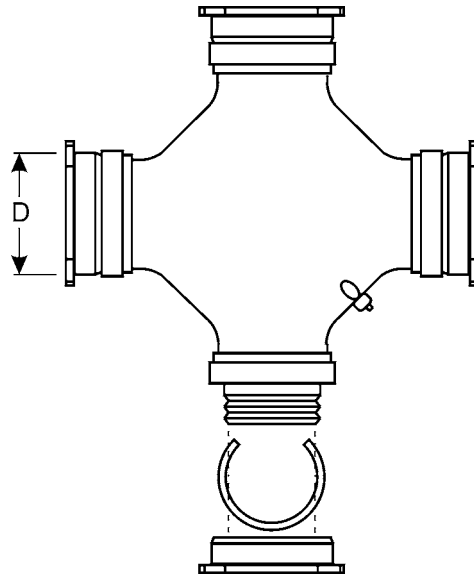


Without Body

MSC

A Flange Diameter	B Pin Length	C Pin Diameter	D Ball Diameter	E Ball Thickness	Spicer Part Number
3.625	2.969	.562	1.031	.609	5-1407X•
4.000	2.875	.562	1.031	.609	5-1405X•

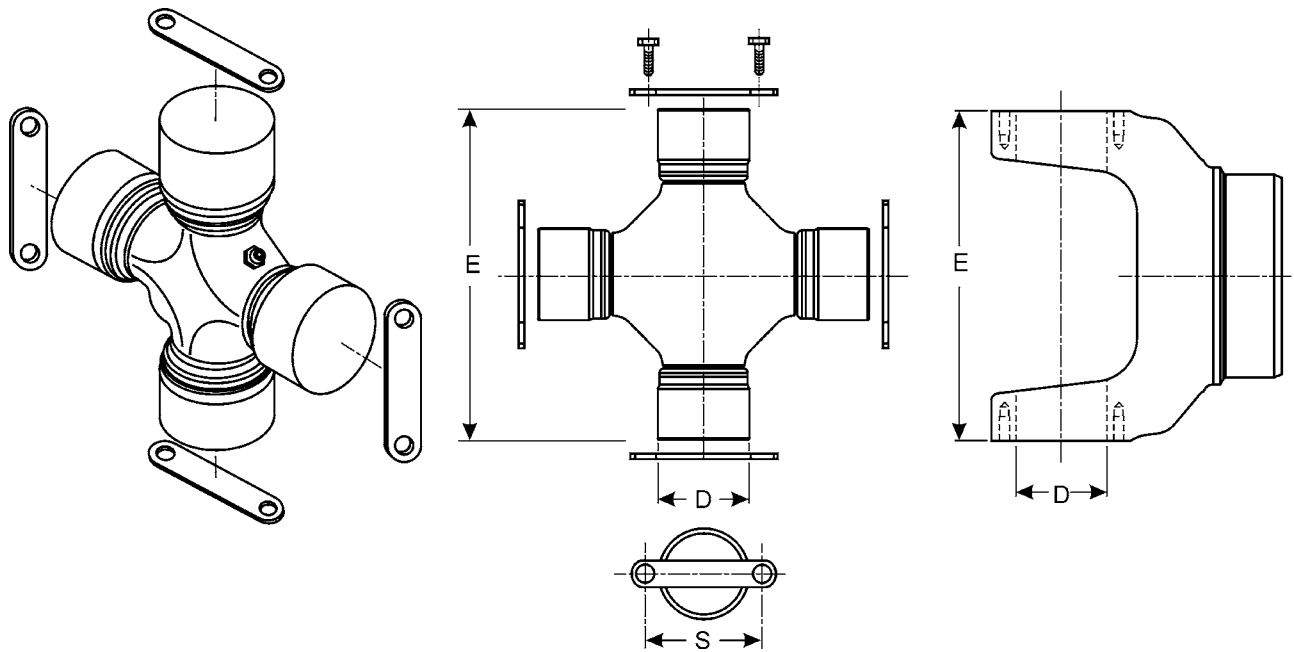
• Part is discontinued ■ Part is available until supply is exhausted ▲ Not sold separately



MSC

Over Caps	D	Thread Size	OE Series	Greasable (Y=yes N=no)	Spicer Part Number
	Bearing cap Diameter				
2.934	1.125	.938-20	CHEV	Y	5-3031X

• Part is discontinued ■ Part is available until supply is exhausted ▲ Not sold separately



E Over Caps	D1 Bearing cap Diameter	S Bolt Hole C-Line to C-Line	OE Mfg.	OE Series	Greasable (Y=yes N=no)	Spicer Part Number
4.188	1.375	1.750	CLEVELAND	D56	Y	5-1214X• <i>Bearing plates not supplied with kit</i>

• Part is discontinued ■ Part is available until supply is exhausted ▲ Not sold separately

MSC

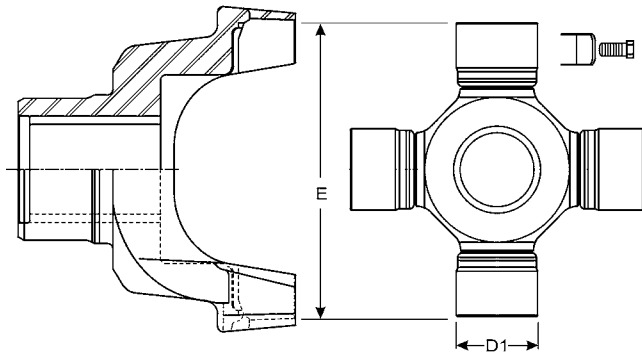


Figure 1

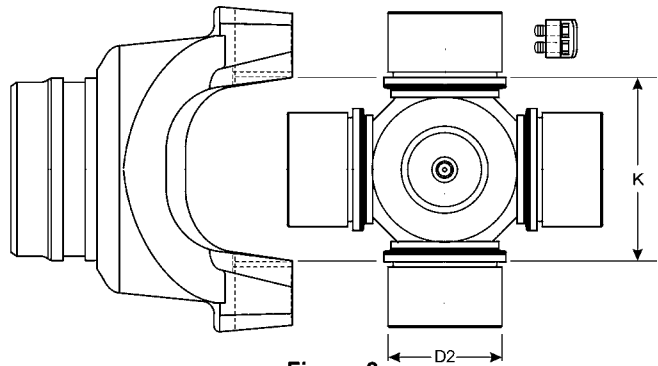


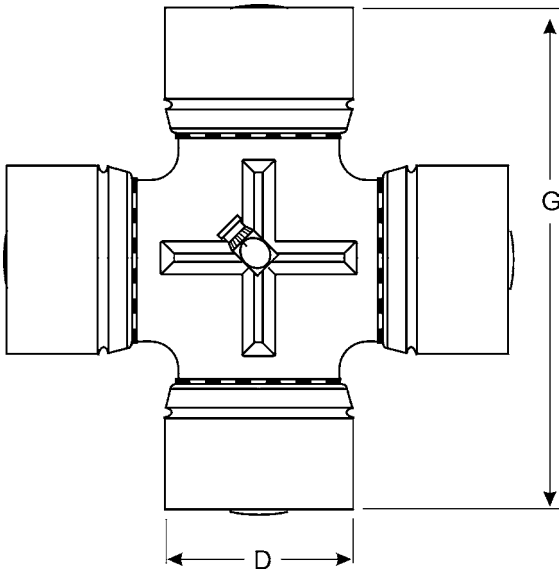
Figure 2

MSC

Figure 1		Figure 2		OE Series	Spicer OE Series	Greaseable (Y=yes N=no)	Spicer Part Number
E Over Caps	D1 Bearing cap Diameter	K Between Snap Rings	D2 Bearing cap Diameter				
—	—	5.665	2.565	SPICER	1910	Y	5-316X•
10.046	3.062	—	—	SPICER	1950	Y	5-339X•
12.343	3.812	—	—	SPICER	2050	Y	5-340X•

• Part is discontinued ■ Part is available until supply is exhausted ▲ Not sold separately

Outside Snap Ring (OSR) Style GWB Replacement Kits



MSC

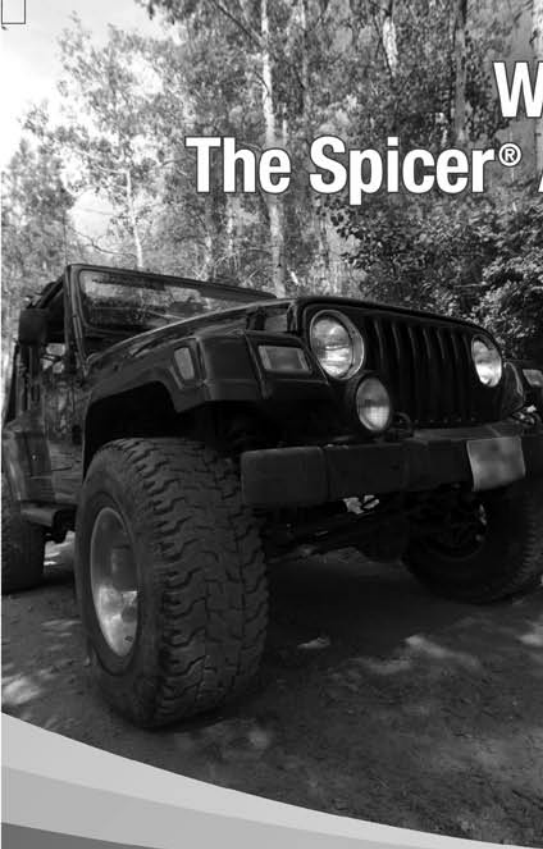
G Over Caps	D Bearing cap Diameter	OE Mfg.	OE Series
1.614	.591	SPICER GWB	473.10
1.937	.748	SPICER GWB	473.20
1.976	.866	SPICER GWB	373.20
2.323	.866	SPICER GWB	473.30
2.409	.937	SPICER GWB	687.10
2.748	1.024	SPICER GWB	287.00
2.933	1.063	SPICER GWB	687.15
3.220	1.181	SPICER GWB	287.10
3.220	1.189	SPICER GWB	687.20
3.622	1.374	SPICER GWB	687.25
3.811	1.378	SPICER GWB	287.20
3.811	1.378	SPICER GWB	587.10
4.114	1.654	SPICER GWB	587.15
4.165	1.496	SPICER GWB	387.20
4.198	1.374	SPICER GWB	687.30

G Over Caps	D Bearing cap Diameter	OE Mfg.	OE Series
4.587	1.890	SPICER GWB	587.20
4.701	1.654	SPICER GWB	687.35
4.913	1.732	SPICER GWB	287.30
5.236	2.047	SPICER GWB	587.30
5.322	1.874	SPICER GWB	687.40
5.669	2.244	SPICER GWB	587.35
5.745	2.047	SPICER GWB	687.45
5.984	2.244	SPICER GWB	687.55
5.987	2.244	SPICER GWB	587.42
6.024	1.969	SPICER GWB	287.40
6.457	2.165	SPICER GWB	387.40
6.602	2.323	SPICER GWB	687.60
6.772	2.559	SPICER GWB	687.65
6.772	2.559	SPICER GWB	587.48
7.283	2.835	SPICER GWB	587.50
8.534	2.913	SPICER GWB	587.55
9.110	3.267	SPICER GWB	587.60

• Part is discontinued ■ Part is available until supply is exhausted ▲ Not sold separately

Note: For reference only; these u-joint kits are not serviced by Dana Spicer Service Parts. These service u-joint kits can be obtained by contacting Dana Driveshaft Products Group, Products of Spicer Gelenkwellenbau, Greenville, SC, (864) 987-0281.

Whatever your *ANGLE*,
The Spicer® Anglemaster® has you covered!



The Spicer® *Anglemaster*®

One-Piece Driveline
Inclinometer Series

Incorrect driveline angles associated with torsional vibration can lead to costly, time consuming repairs on your vehicle. That's why measuring driveline angles correctly is so critical.

The Spicer® Anglemaster® II one-piece driveline inclinometer provides precise driveline angle measurements, without the inconvenience of other measurement tools. The Spicer Anglemaster II measures driveline angles digitally, virtually eliminating human error and produces readings with higher, more accurate resolutions than can be made manually.

For more information about Spicer products or to purchase the Spicer Anglemaster II, please visit our website at www.spicerparts.com.



SPICER®

Drivetrain Products



Dana Holding Corporation
Spicer Service Parts
PO Box 321
Toledo, Ohio 43697-0321
1-800-SAY-DANA (729-3262)
www.dana.com
www.spicerparts.com

Dana Holding Corporation
Spicer Service Parts - Canada
5095 South Service Road
Beamsville, Ontario LOR 1B0
Tech Service: (905) 563-4991

Dana Holding Corporation
Spicer Service Parts - International
(419) 861-6325

